

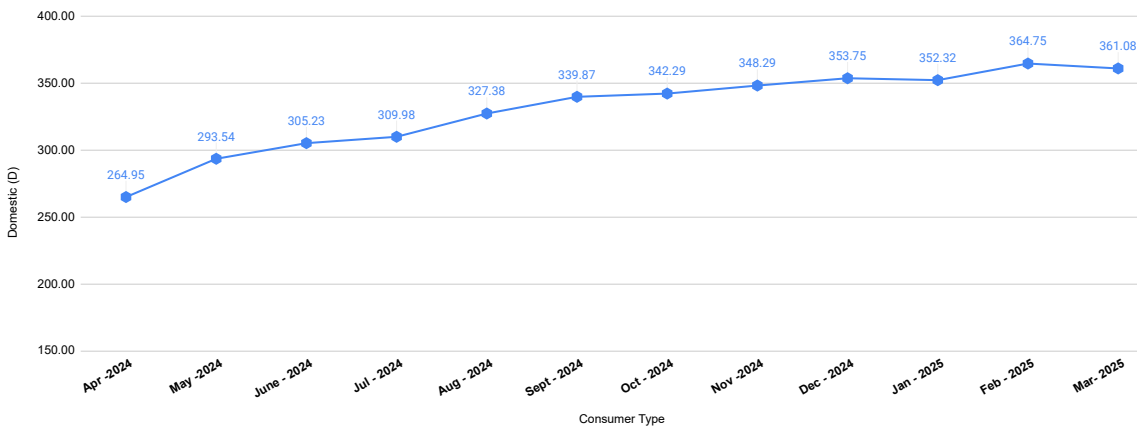
WATER CHARGE ARREAR (DCB) TREND ANALYSIS

Arrears of KWA Consumers for the FY 2024-25 (Amount in crore)

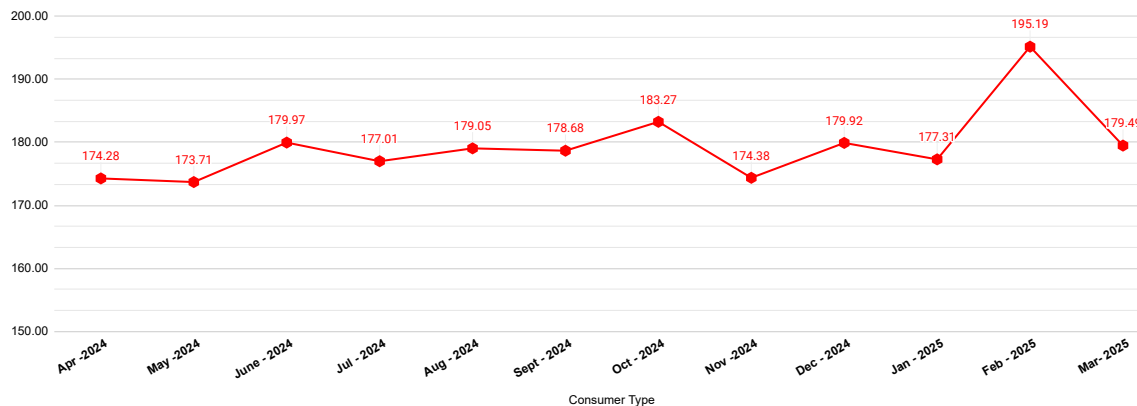
Consumer Type	Quarter 1			Quarter 2		
	Apr-24	May-24	Jun-24	Jul-24	Aug-24	Sep-24
Domestic	264.95	293.54	305.23	309.98	327.38	339.87
Non Domestic	174.28	173.71	179.97	177.01	179.05	178.68
Industrial	4.16	3.84	4.05	3.49	4.23	3.81
Special (S)	4.82	4.85	4.91	4.85	4.84	4.69
Others	94.68	96.09	99.76	102.19	103.24	106.45
Total	542.89	572.03	593.92	597.53	618.74	633.49

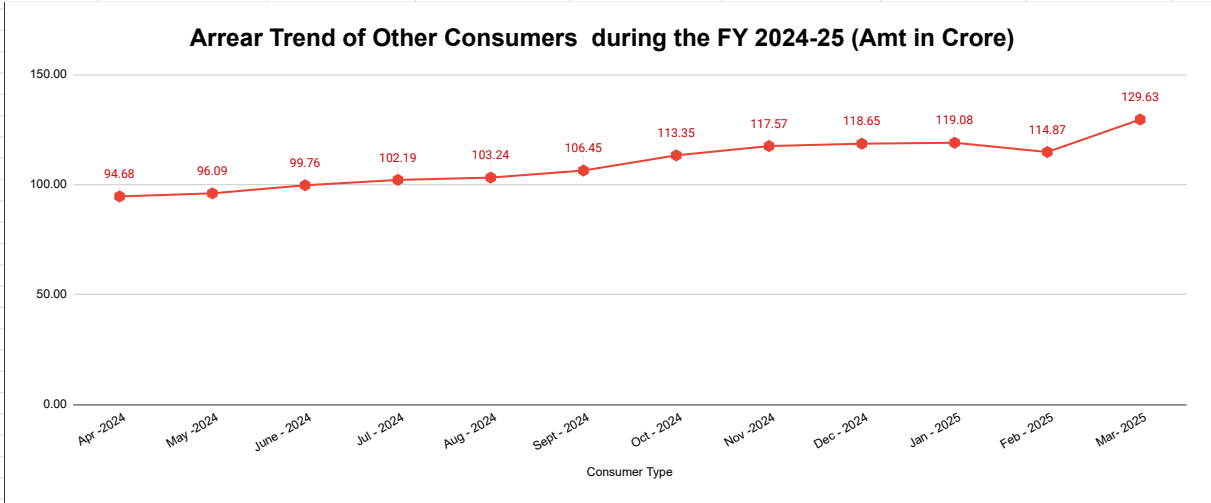
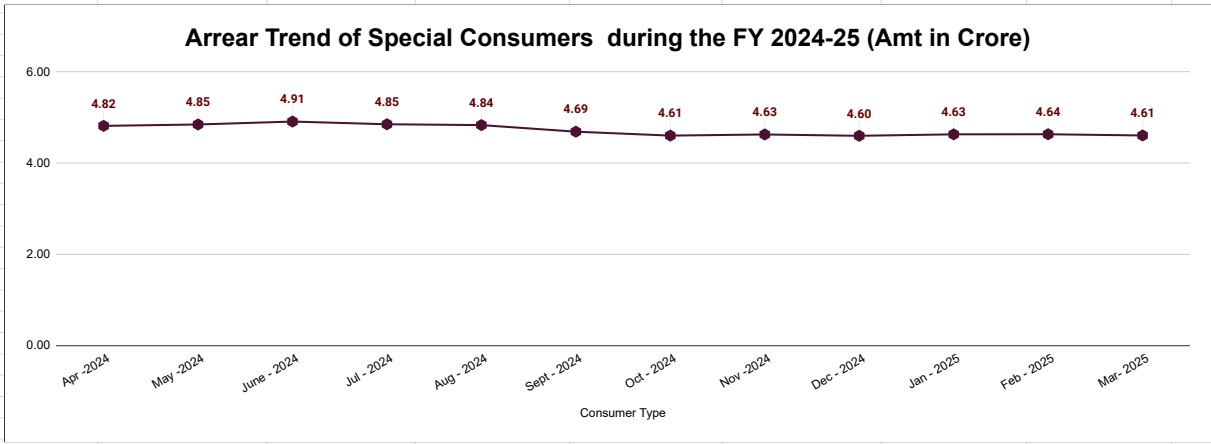
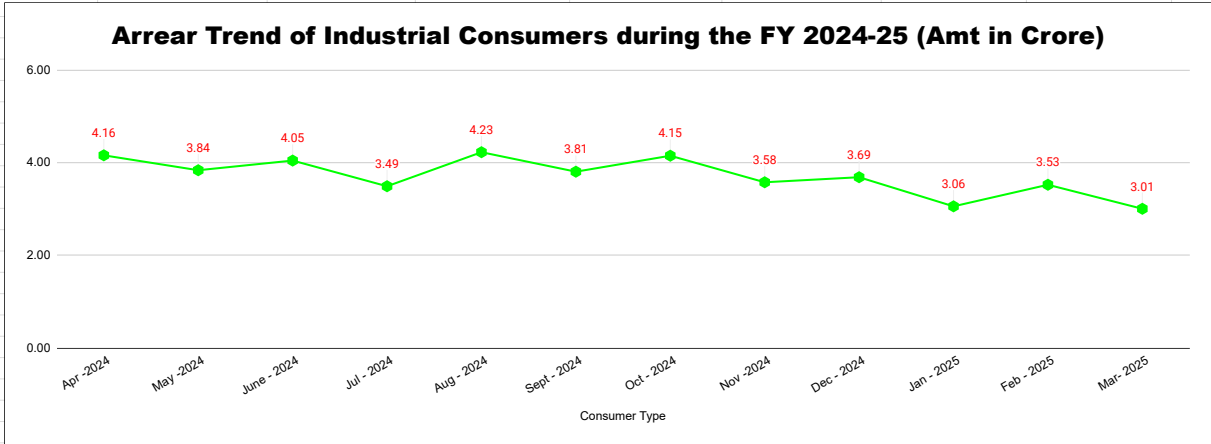
Consumer Type	Quarter 3			Quarter 4		
	Oct-24	Nov-24	Dec-24	Jan-25	Feb-25	Mar-25
Domestic	342.29	348.29	353.75	352.32	364.75	361.08
Non Domestic	183.27	174.38	179.92	177.31	195.19	179.49
Industrial	4.15	3.58	3.69	3.06	3.53	3.01
Special (S)	4.61	4.63	4.60	4.63	4.64	4.61
Others	113.35	117.57	118.65	119.08	114.87	129.63
Total	647.66	648.45	660.61	656.40	682.97	677.82

Arrear Trend of Domestic Consumers during the FY 2024-2025 (Amt in Crore)

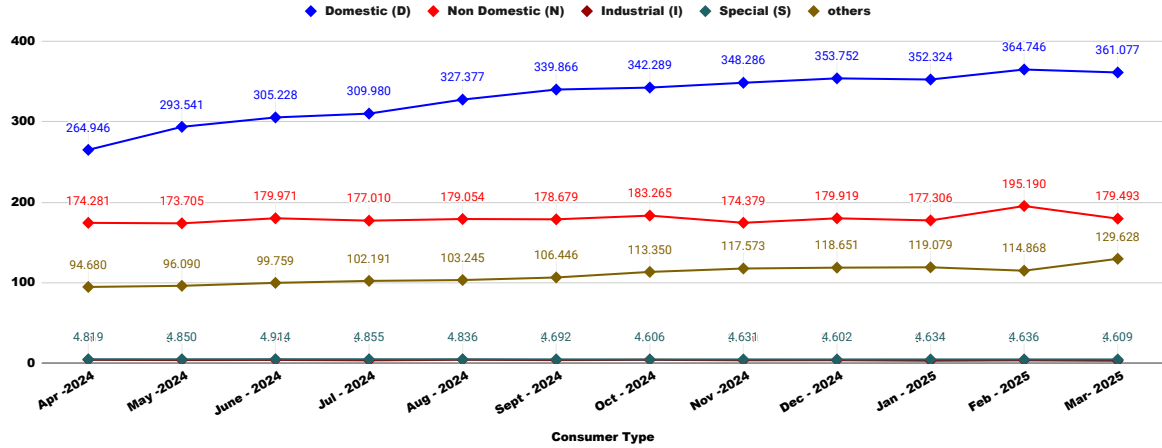


Arrear Trend of Non Domestic Consumers during the FY 2024-2025 (Amt in Crore)





Arrear Trend of KWA Consumers during FY 2024-25 (Amt in Crore)

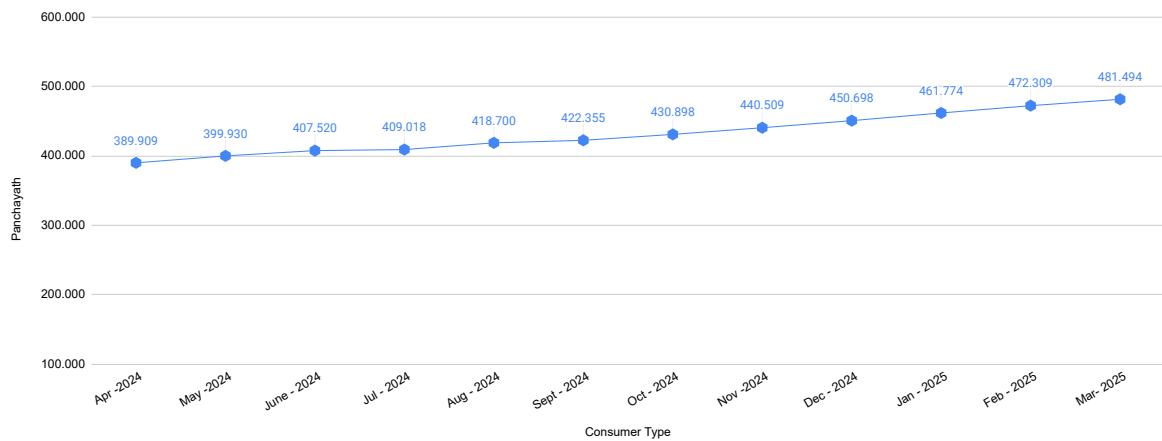


Arrears of LSGD during FY 2024-25 (Amount in crore)

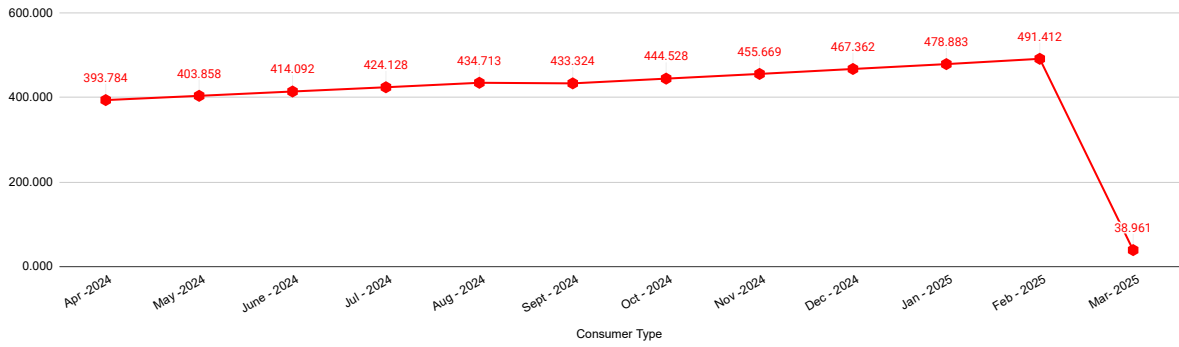
Consumer Type	Quarter 1			Quarter 2		
	Apr-24	May-24	Jun-24	Jul-24	Aug-24	Sep-24
Panchayath	389.91	399.93	407.52	409.02	418.70	422.35
Municipality	393.78	403.86	414.09	424.13	434.71	433.32
Corporation	253.11	260.36	257.45	264.84	272.14	279.82
Total	1036.81	1064.15	1079.06	1097.98	1125.55	1135.50

Consumer Type	Quarter 3			Quarter 4		
	Oct-24	Nov-24	Dec-24	Jan-25	Feb-25	Mar-25
Panchayath	430.90	440.51	450.70	461.77	472.31	481.49
Municipality	444.53	455.67	467.36	478.88	491.41	38.96
Corporation	287.58	295.49	303.55	311.27	319.14	16.50
Total	1163.01	1191.66	1221.61	1251.93	1282.86	536.95

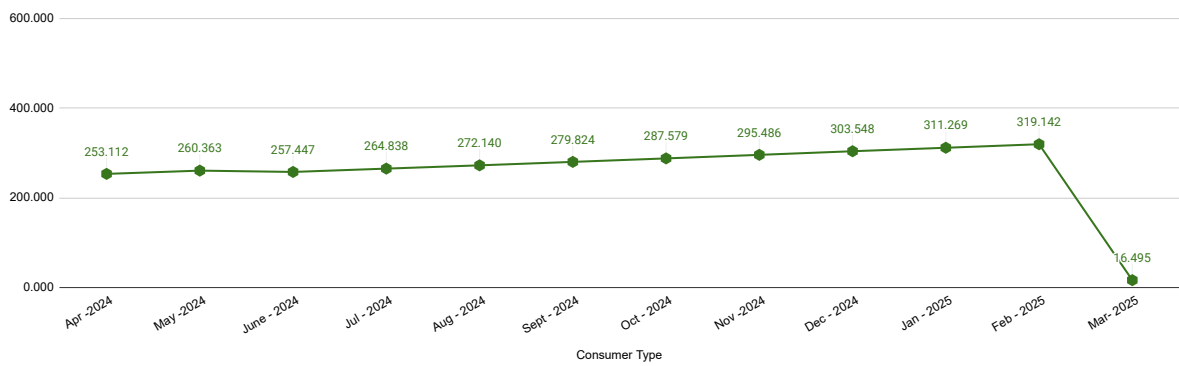
Arrear Trend of Panchayath Consumers during the FY 2024-25(Amt in Crore)



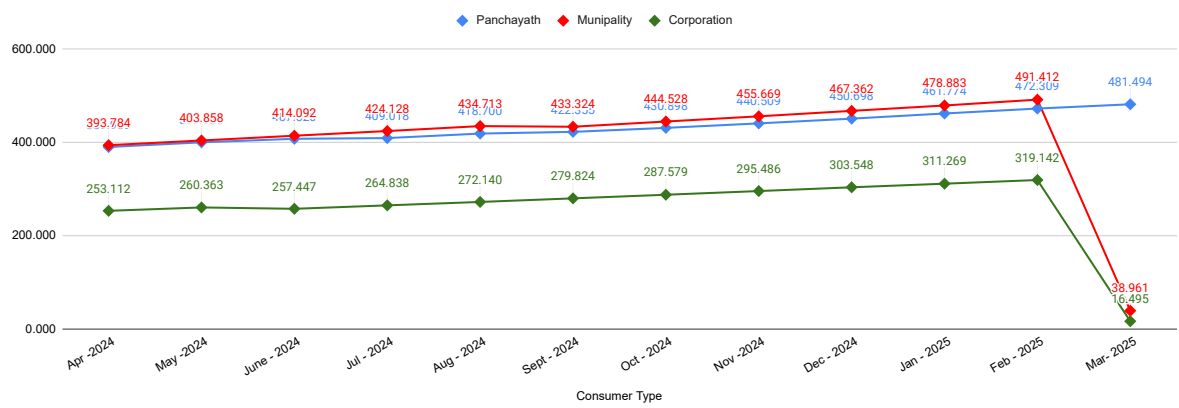
Arrear Trend of Municipality Consumers during the FY 2024-25 (Amt in Crore)



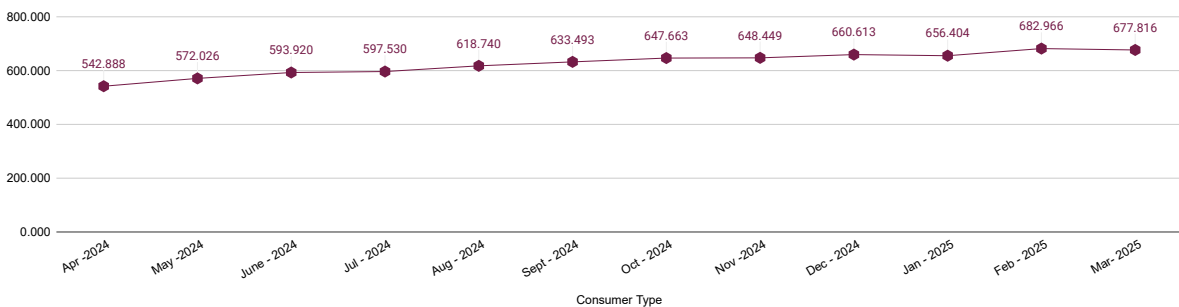
Arrear Trend of Corporation Consumers during the FY 2024-25 (Amt in Crore)

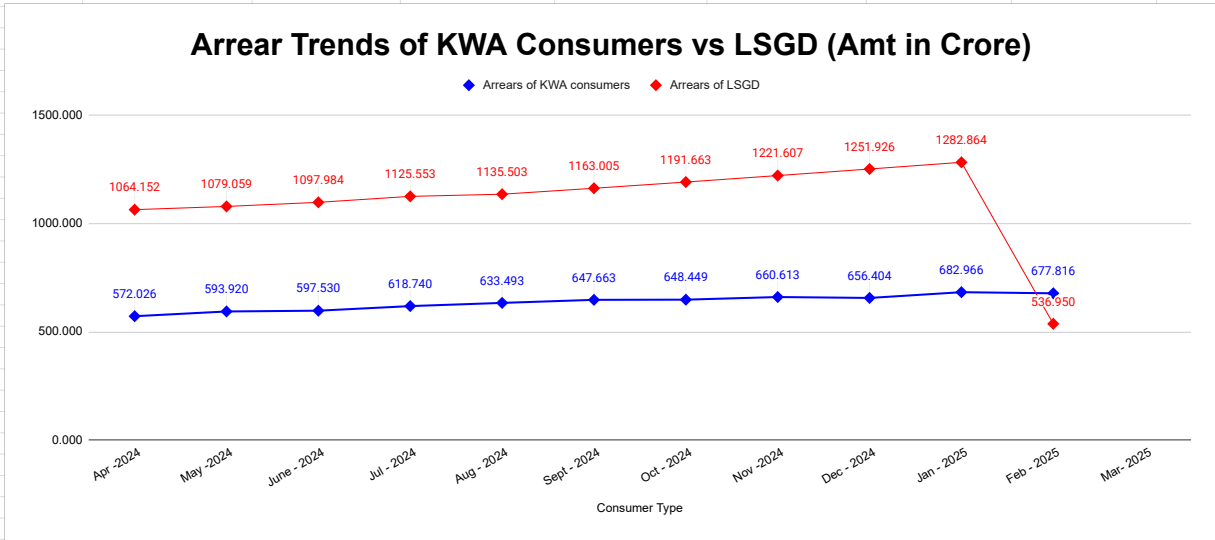
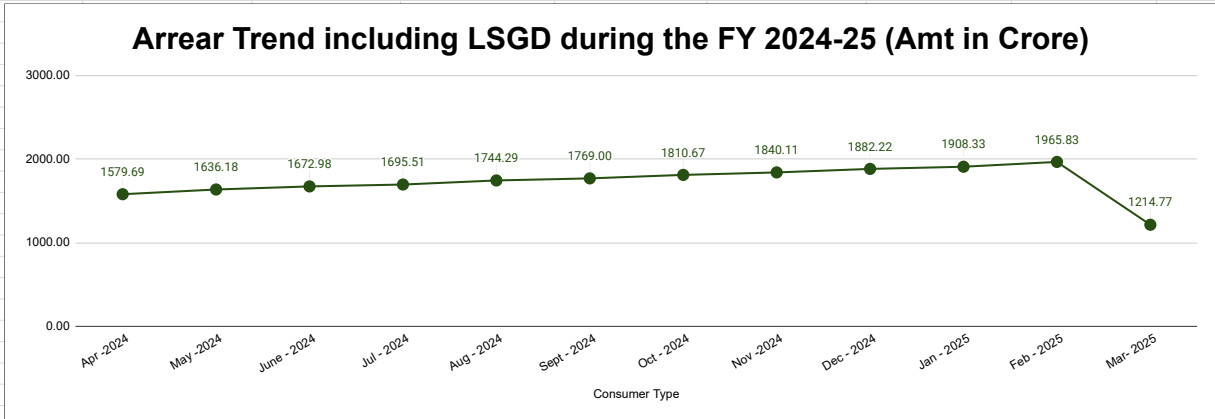


Arrear Trend of LSGD during the FY 2024-25 (Amt in Crore)



Arrear Trend without LSGD during the FY 2024-25 (Amt in Crore)





Arrears KWA Consumers for the FY 2023-24 (Amount in crore)

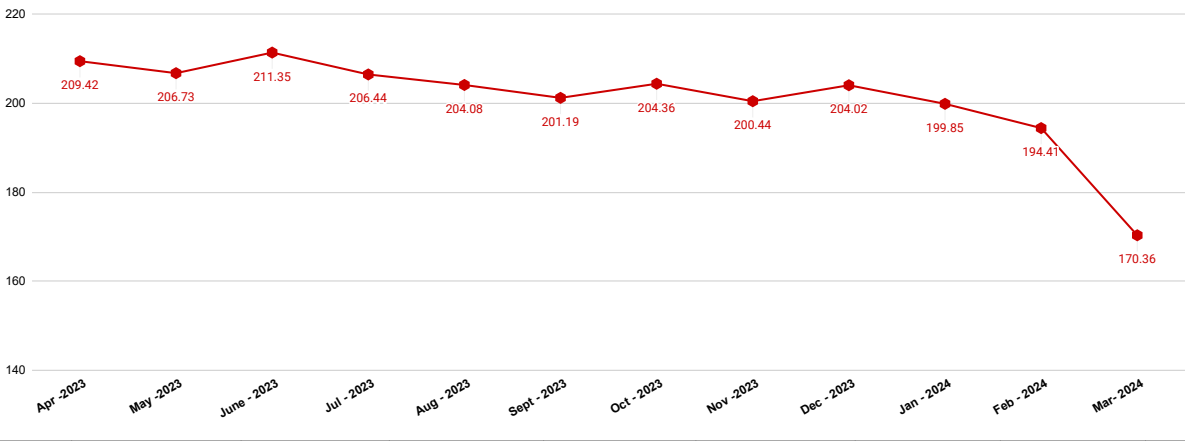
Consumer Type	Quarter 1			Quarter 2		
	Apr -2023	May -2023	June - 2023	Jul - 2023	Aug - 2023	Sept - 2023
Domestic	214.43	236.32	256.28	269.23	272.24	284.79
Non Domestic	209.42	206.73	211.35	206.44	204.08	201.19
Industrial	5.7289	4.8277	5.47	4.58	5.31	5.27
Others	56.8	54.68	55.24	75.69	78	80.65
Total	486.38	502.56	528.34	555.94	559.64	571.91

Consumer Type	Quarter 3			Quarter 4		
	Oct - 2023	Nov -2023	Dec - 2023	Jan - 2024	Feb - 2024	Mar - 2024
Domestic	293.6	295.44	302.04	297.49	304.83	240.06
Non Domestic	204.36	200.44	204.02	199.85	194.41	170.36
Industrial	5.49	4.83	5.18	3.94	4.25	3.39
Others	83.64	79.46	82.67	81.35	90.27	88.99
Total	587.1	580.18	593.9	582.63	593.76	502.8

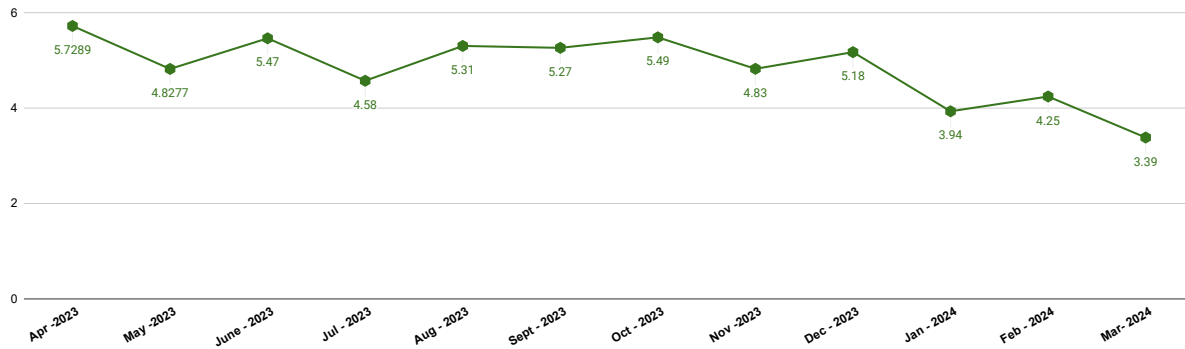
Arrear trend of Domestic Consumers during the FY 2023-24 (Amount in Crore)



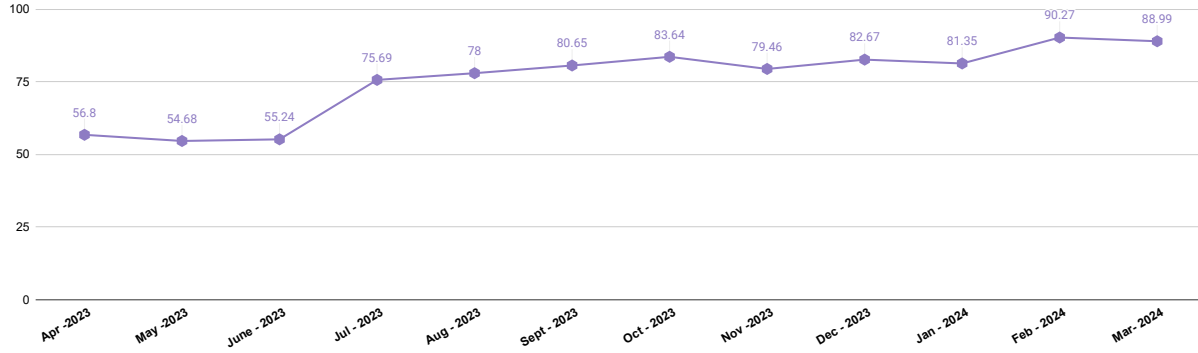
Arrear trend of Non Domestic Consumers during the FY 2023-24 (Amount in Crore)



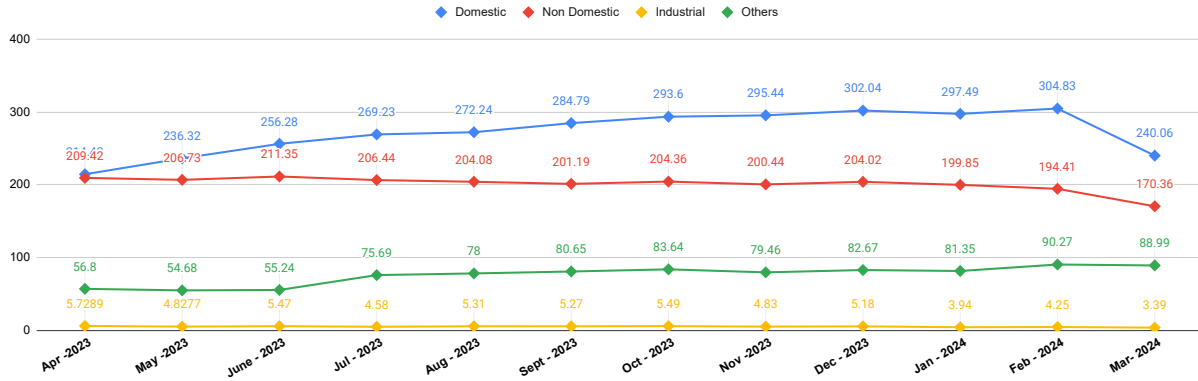
Arrear trend of Industrial Consumers during the FY 2023-24 (Amount in Crore)



Arrear trend of Other Consumers during the FY 2023-24 (Amount in Crore)



Arrear Trend of KWA Consumers during FY 2023-24 (Amount in Crore)

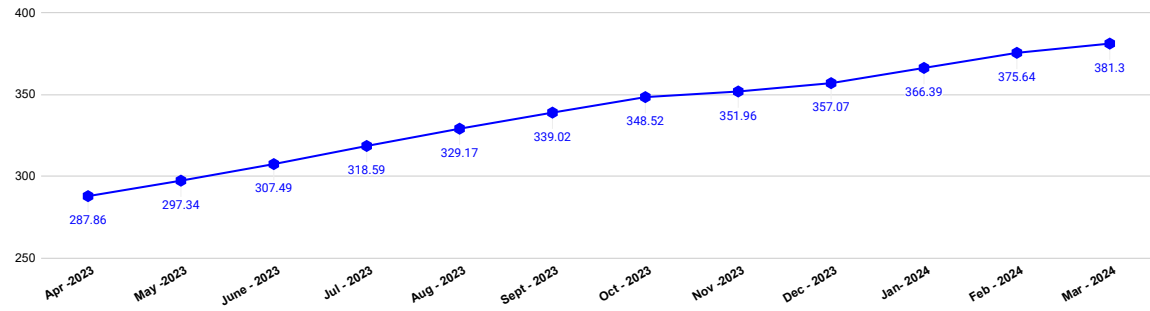


Arrears of LSGD during FY 2023-24 (Amount in crore)

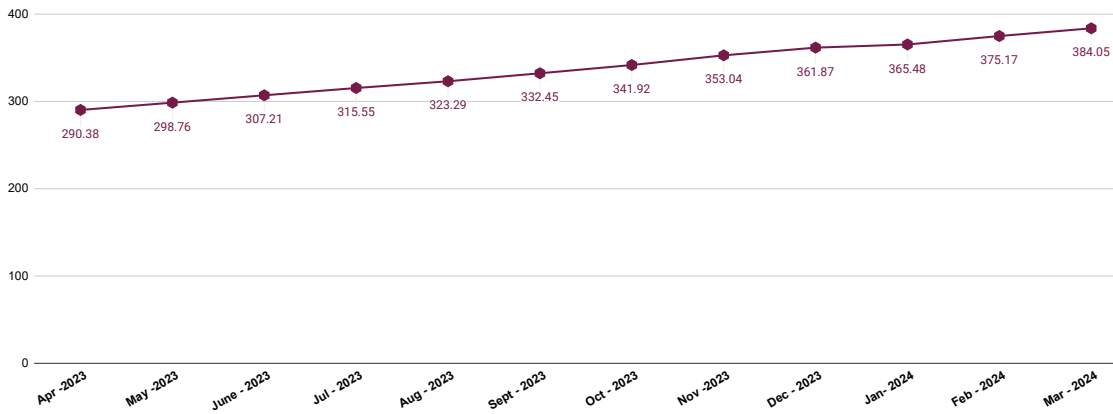
Consumer Type	Quarter 1			Quarter 2		
	Apr -2023	May -2023	June - 2023	Jul - 2023	Aug - 2023	Sept - 2023
Panchayath	287.86	297.34	307.49	318.59	329.17	339.02
Municipality	290.38	298.76	307.21	315.55	323.29	332.45
Corporation	185.13	194.83	200.83	206.75	213.81	219.75
Total	763.37	790.93	815.53	840.89	866.28	891.22

Consumer Type	Quarter 3			Quarter 4		
	Oct - 2023	Nov -2023	Dec - 2023	Jan- 2024	Feb - 2024	Mar - 2024
Panchayath	348.52	351.96	357.07	366.39	375.64	381.3
Municipality	341.92	353.04	361.87	365.48	375.17	384.05
Corporation	226.07	224.32	231.03	233.96	240.96	245.79
Total	916.51	929.32	949.97	965.83	991.77	1011.14

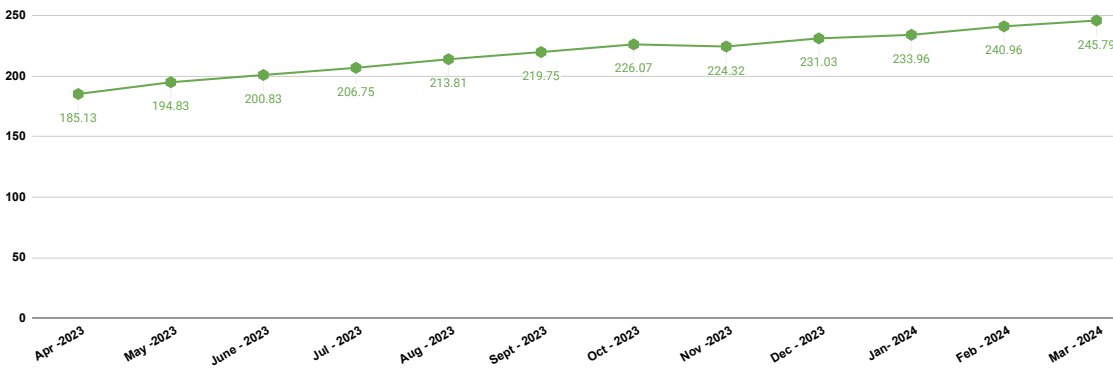
Arrear trend of Panchayath Consumers during the FY 2023-24 (Amount in Crore)



Arrear trend of Municipality Consumers during the FY 2023-24 (Amount in Crore)



Arrear trend of Corporation Consumers during the FY 2023-24 (Amount in Crore)



Arrear trend of LSGD during the FY 2023-24 (Amount in Crore)



