



കേരള ജല അതോറിറ്റി

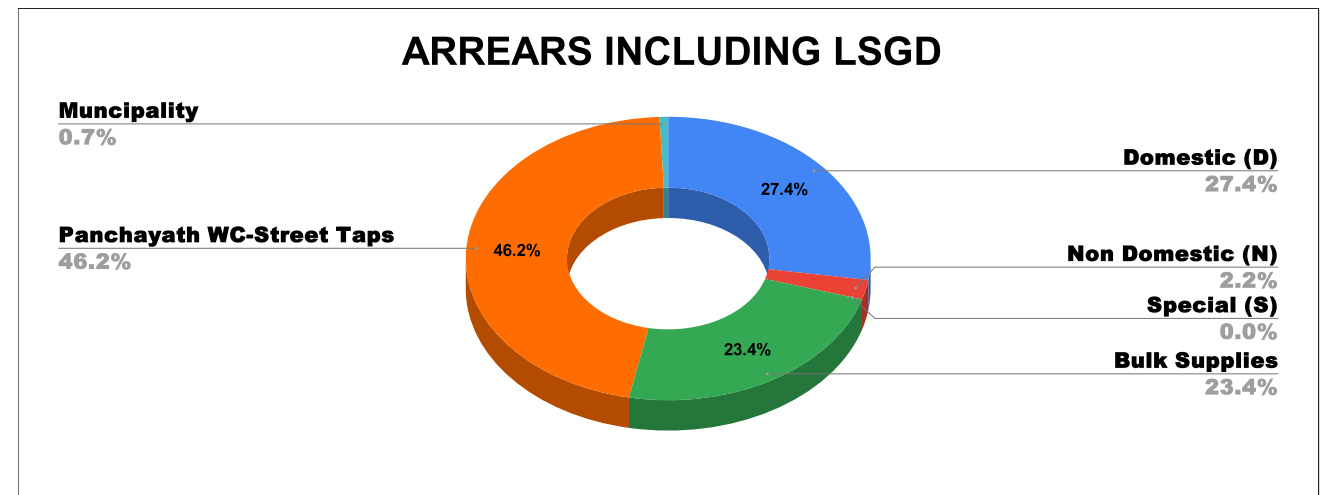
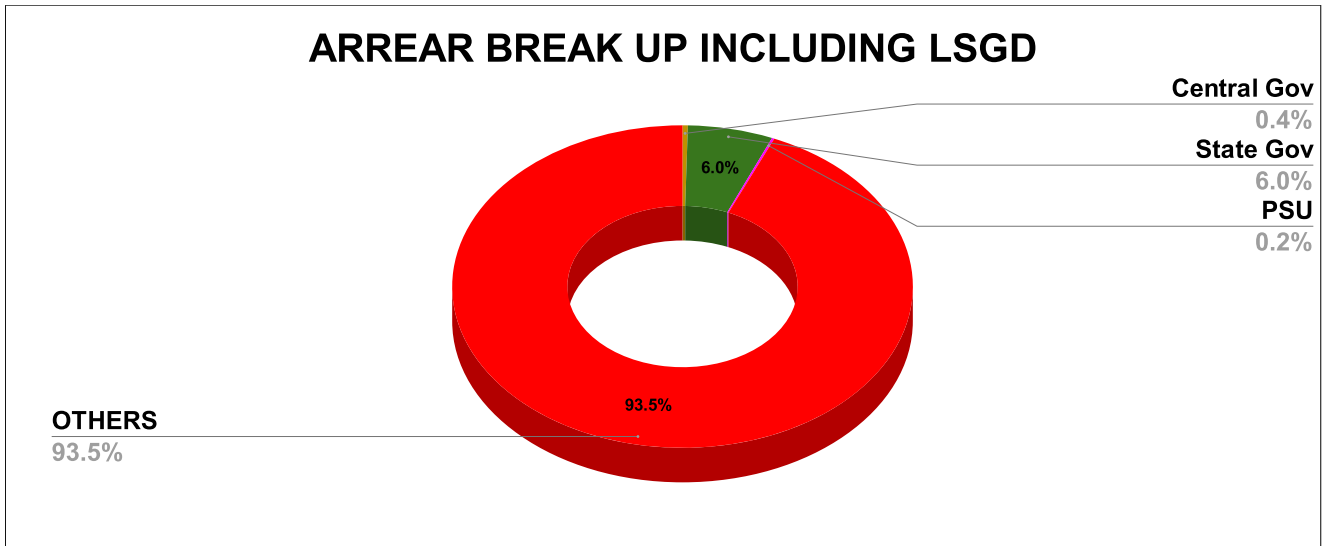
KOZHIKKOD	JULY	Report Generated at 04/10/2025 11:35:49	Rank -14
------------------	------	---	-----------------

Name of Executive Engineer	Sri. T K Jithesh
-----------------------------------	------------------

Name of Revenue officer	Victor Roy J
--------------------------------	--------------

CONNECTIONS AS ON AS ON JULY :	2,35,784	ARREARS IN CRORE AS ON JULY :	38.20
---------------------------------------	-----------------	--------------------------------------	--------------

ARREARS				
STATE GOVERNMENT	CENTRAL GOVERNMENT	PSU	OTHERS	LSGD
3,15,99,848	19,68,064	9,01,214	49,37,67,845	6,73,05,690



DOMESTIC	NON DOMESTIC	INDUSTRIAL	SPECIAL	Bulk Supply	Panchayath WC-Street Taps	Municipality WC -Street Taps	Corporation WC - Street Taps
3,93,50,825	32,15,246	27,831	7,877	3,36,43,846	6,63,15,965	9,89,725	0

ARREARS WITH OUT LSGD

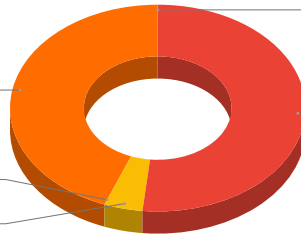
Industrial (I)
0.0%

Bulk Supplies
44.1%

Domestic (D)
51.6%

Special (S)
0.0%

Non Domestic (N)
4.2%

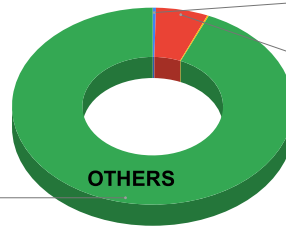


ARREAR BREAK UP WITH OUT LSGD

Central Gov
0.4%

State Gov
6.0%

Domestic, Nondomestic and others
93.5%

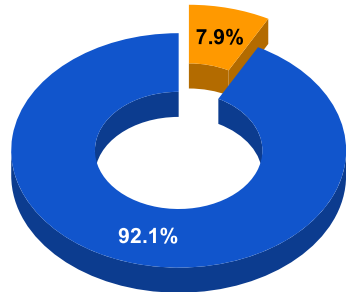


TOP DEFAULTERS OF KOZHIKKOD FOR THE MONTH OF JULY

SL NO	NAME	ARREAR
1	PRINCIPAL, MEDICAL COLLEGE, KOZHIKODE,	1,98,03,490
2	RUSSEL.J, 29/1515, ANOOP NIVAS, MYTHRI NAGAR CHEVAYU, CHEVAYUR, NELLIKODE	80,99,950
3	THE ASST.EXE.ENGINEER., PWD (BUILDINGS) SUB DIVISION., CIVIL STATION, NGO QRTS SUMP., CALICUT-20., 8 DIVISION	78,97,234
4	THE ASST.EXE.ENGINEER., PWD (BUILDINGS) SUB DIVISION., CIVIL STATION, NGO QRTS SUMP., CALICUT-20., 8 DIVISION.	35,83,320
5	THE ASST.EXE.ENGINEER., PWD (BUILDINGS) SUB DIVISION., CIVIL STATION, N.G.O QRTS SUMP, CALICUT-20., 8 DIVISION	23,68,883
6	ASSITANT ENGINEER., P.W.D (BUILDINGS) SECTION NO-I, P.W.D, CIVIL STATION, CALICUT., DFO, RDO, SE (2 NOS.) K34/13/D.	23,44,004
7	THE ASST.EXE.ENGINEER., PWD (BUILDINGS) SUB DIVISION., CIVIL STATION, N.G.O QRTS SUMP, CALICUT-20., 8 DIVISION	17,60,634
8	THE COMMANDANT., ARMED RESERVE POLICE CAMP., MALOOR KUNNU, P.O MARIKUNNU, -12, 9 DIVISION	13,95,944
9	DESIGNATED PARTNER FOR HILITE REALTORS, 2/1149/C1/F-VILLINA, MUNDIYAMBARAMB-VALLIKUNNU, MALAPPURAM MOB.9961783817	13,58,602
10	THE PRINCIPAL, 30, NEW SUPER SPECIALITY BUILDING, GOVT. MEDICAL COLLEGE,	12,90,643

BPL DATA

BPL CONNECTIONS AS % OF TOTAL LIVE CONNECTIONS



● BPL CONNECTIONS ● TOTAL LIVE CONNECTIONS

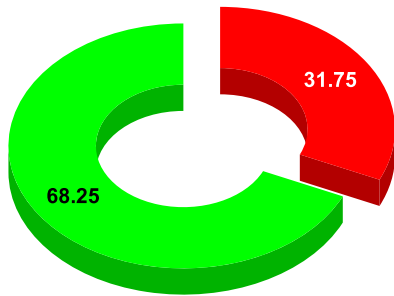
TOTAL NO OF BPL CONNECTIONS

AS ON JULY 2023 15,432

COMPREHENSIVE INDEX

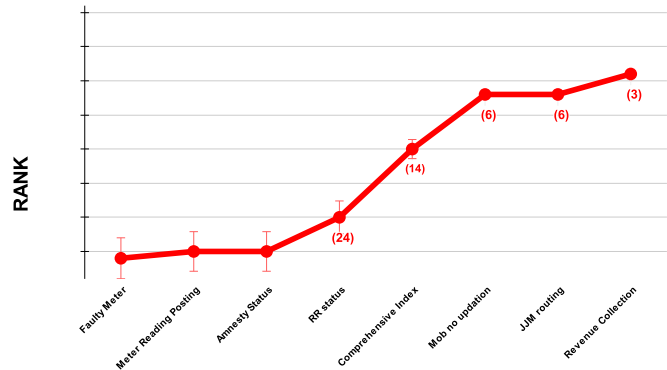
Marks	Total marks	Rank
68.25	100	14

MARKS OBTAINED



● Percent Score to be Achieved ● Percent Score Achieved

DIVISION RANK IN VARIOUS PARAMETERS



COMPREHENSIVE INDEX

REVENUE COLLECTION ACHIEVEMENT

METER READING POSTING

FAULTY METER REPLACEMENT

MOBILE NO UPDATION

REVENUE RECOVERY STATUS

JAL JEEVAN MISSION ROUTING

Marks	Total marks	Rank
68.25	100	14
25.38	25	3
18.74	16	29
11.33	20	30
2.00	10	6
0.80	8	24
10.00	10	6

REVENUE COLLECTION ACHIEVEMENT

Marks	Total marks	Rank
25.38	25.00	3

SECTION RANKING

JUNE					
Rank	SECTION NAME	Opening Balance	Demand	Collection For the Month	% Collection
1	Distr. Section III/II	9291818	2826546	3982292	32.86%
2	Distr. Section II/II	25638265	8618410	9834221	28.71%
3	Beyyapora Section	46426978	10392935	15102096	26.58%
4	Distr. Section I/I	10953928	4449497	3985792	25.88%
5	Distr. Section II/I	20917469	16769964	8468961	22.47%
6	Malapparamba Section	43374770	8408853	8794597	16.98%
7	Distr. Section III/I	14072971	47015035	5715186	9.36%
8	Koduvally Section	24872976	2571681	2308100	8.41%
9	Distr. Section II/II	58775405	5546923	3615566	5.62%
10	Head works Section	62442268	15050627	523090	0.68%

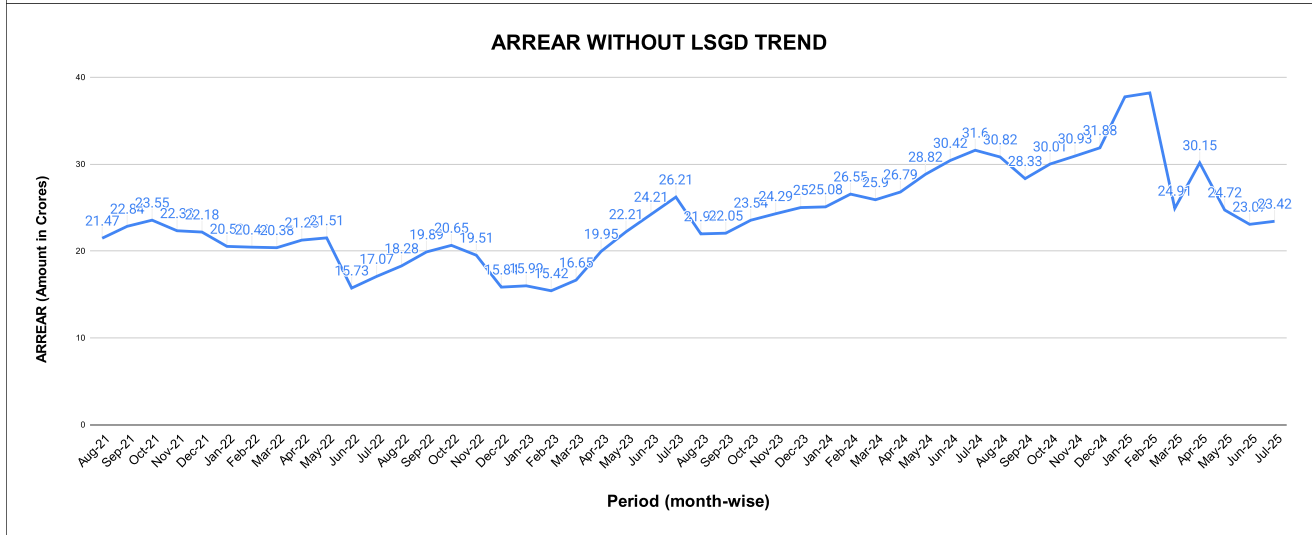
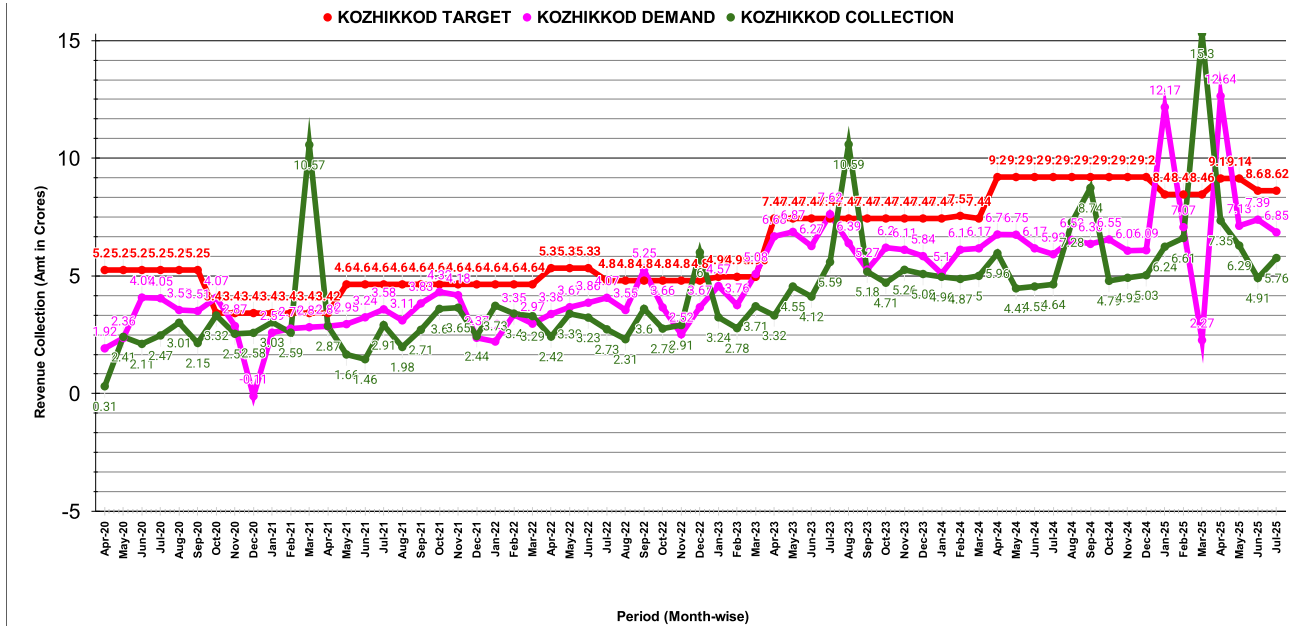
JULY					
Rank	SECTION NAME	Opening Balance	Demand	Collection For the Month	% Collection
1	Distr. Section III/II	60687394	3476817	22052640	34.37%
2	Distr. Section III/II	8105728	4275039	3961268	32.00%
3	Distr. Section I/I	11406142	3606565	3918494	26.10%
4	Distr. Section II/I	29194316	11706966	9017244	22.05%
5	Distr. Section II/II	24375676	6921332	5853895	18.70%
6	Beyyapora Section	41651784	12047862	8550985	15.92%
7	Malapparamba Section	42785076	9476046	6359614	12.17%
8	Koduvally Section	25010492	2247983	2007234	7.36%
9	Distr. Section III/I	55352075	4525803	3650661	6.10%
10	Head works Section	76,884,195	12,392,361	610,400	0.68%

SUB-DIVISION RANKING

JUNE					
Rank	Sub-Division	Opening Balance	Demand	Collection For the Month	% Collection
1	Malapparamba Sub Dn.	116,710,964	21,401,990	26,204,793	18.97%
2	Distr. Sub Dn1.	45,944,368	68,234,496	18,169,939	15.91%
3	Distr. Sub Dn2.	93,705,488	16,991,879	17,432,079	15.75%
4	Head works Sub Dn.	62,442,268	15,050,627	608,550	0.79%

JULY					
Rank	Sub-Division	Opening Balance	Demand	Collection For the Month	% Collection
1	Distr. Sub Dn2.	93,168,798	14,673,188	31,867,803	29.55%
2	Distr. Sub Dn1.	95,952,533	19,839,334	16,586,399	14.32%
3	Malapparamba Sub Dn.	111,512,113	23,771,891	16,917,833	12.51%
4	Head works Sub Dn.	76,884,195	12,392,361	766,508	0.86%

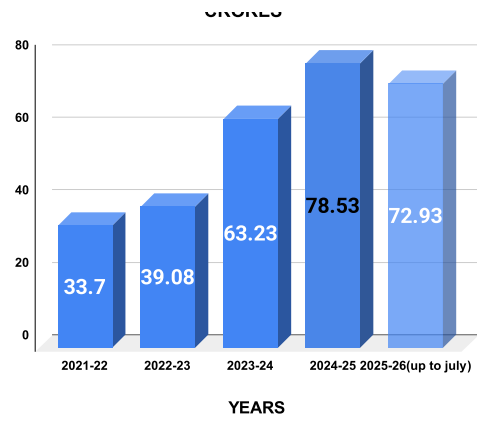
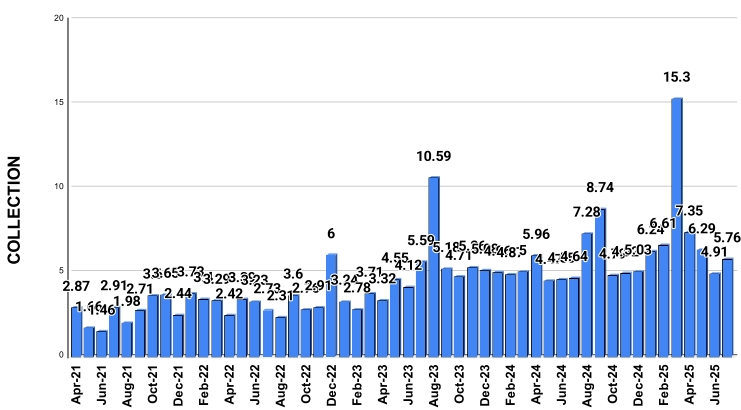
DEMAND, TARGET AND COLLECTION TREND (EXCLUDING LSGD)



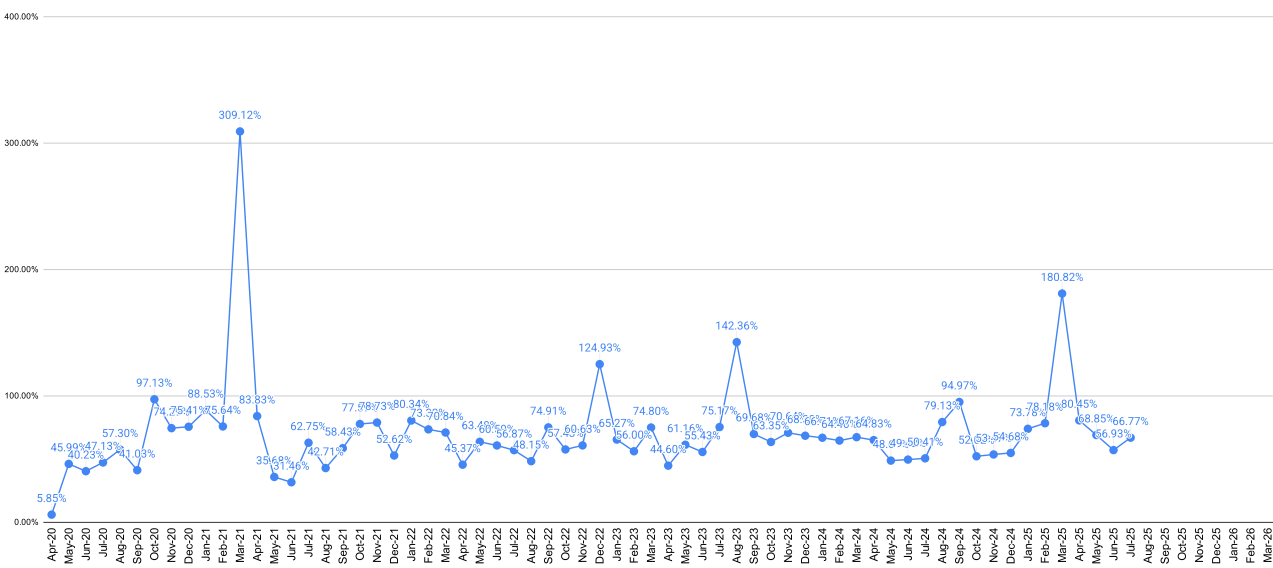
COLLECTION IN LAKHS												
YEAR	April	May	June	July	August	September	October	November	December	January	February	March
2020-21	30.72	241.44	211.21	247.44	300.84	215.42	332.18	254.06	257.92	302.76	258.69	1,057.19
2021-22	286.69	165.55	145.96	291.16	198.18	271.13	360.03	365.28	244.15	372.78	340.20	328.68
2022-23	241.84	339.43	322.92	272.97	231.14	359.58	275.64	291.03	599.65	323.74	277.77	371.02
2023-24	331.86	454.99	412.38	559.28	1,059.13	518.43	471.30	525.60	508.13	496.29	486.68	499.67
2024-25	596.41	447.21	454.64	463.80	727.99	873.72	478.61	491.91	503.02	624.15	661.39	1,529.76
2025-26	735.30	629.33	490.70	575.59								
YEAR	2020-21	2021-22	2022-23	2023-24	2024-25	2025-26 (up to July)						
COLLECTION IN LAKHS	3,709.88	3,369.79	3,906.71	6,323.74	7,852.61	2,430.93						

REVENUE COLLECTION TREND

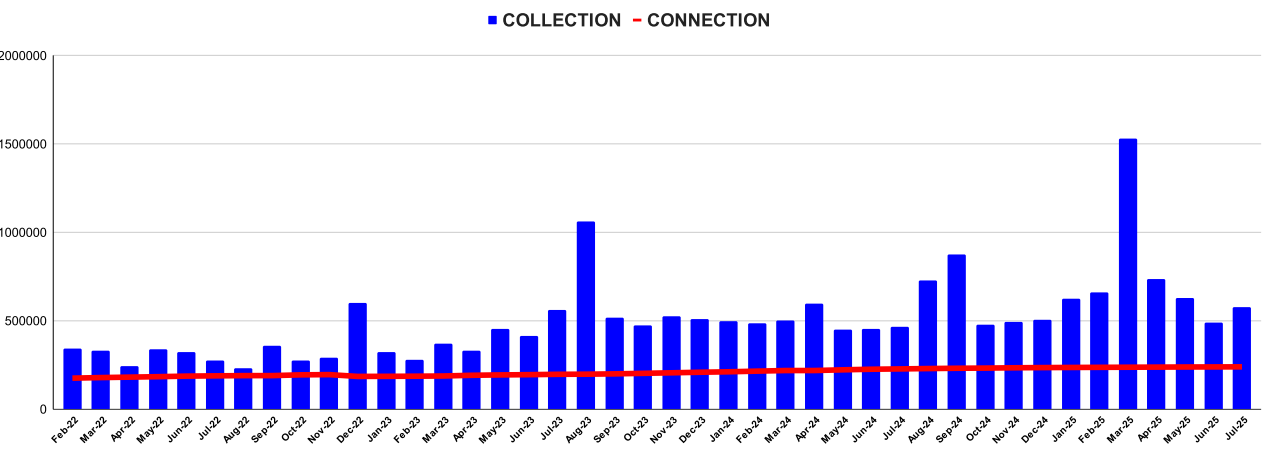
REVENUE COLLECTION FOR LAST 4 YEARS IN CRORES



REVENUE COLLECTION ACHIEVEMENT IN PERCENTAGE



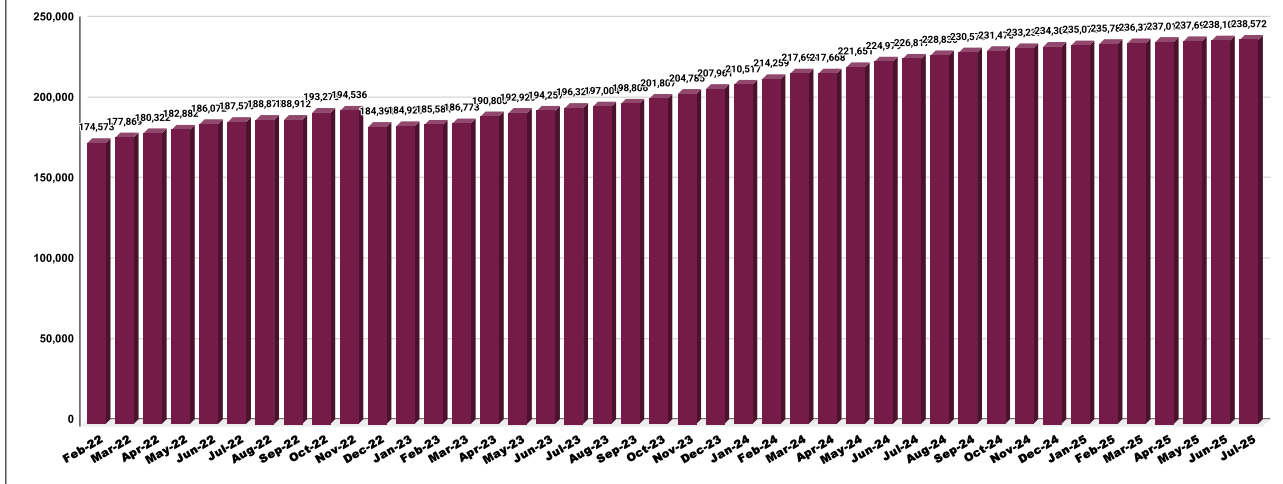
COLLECTIONS VS CONNECTIONS TREND FOR THE LAST 54 MONTHS



CONNECTION OF LAST 60 MONTHS

YEAR	April	May	June	July	August	September	October	November	December	January	February	March
2020-21	1,14,248	1,15,533	1,15,928	1,15,439	1,17,083	1,23,060	1,24,490	1,25,383	1,28,241	1,31,107	1,34,998	1,39,851
2021-22	1,43,615	1,45,175	1,47,399	1,49,526	1,53,619	1,58,671	1,61,339	1,64,899	1,68,609	1,72,761	1,74,573	1,77,869
2022-23	1,80,322	1,82,882	1,86,072	1,87,579	1,88,872	1,88,912	1,93,276	1,94,536	1,84,391	1,84,926	1,85,584	1,86,773
2023-24	1,90,800	1,92,920	1,94,257	1,96,327	1,97,004	1,98,806	2,01,807	2,04,785	2,07,961	2,10,517	2,14,259	2,17,693
2024-25	2,17,668	2,21,651	2,24,979	2,26,817	2,28,830	2,30,570	2,31,470	2,33,237	2,34,308	2,35,075	2,35,784	2,36,379
2025-26	2,37,016	2,37,692	2,38,103	2,38,572								

CONNECTION TREND OF LAST 42 MONTHS




METER READING POSTING

Marks	Total marks	Rank
18.74	16	29

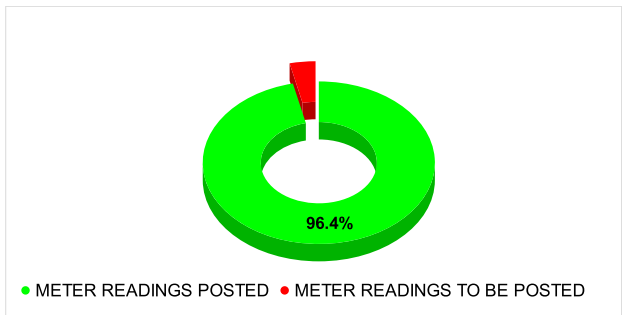
Total No. of Live connection on February	Total No. of readings posted on February	Total Readings of February against 50% Total Live Connections of February 25
220,140	110,981	100.83%
Total No. of Live connection on April	Total No. of readings posted on April	Total Readings of April against 50% Total Live Connections of April 25
222,767	109,738	98.52%
Total No. of Live connection on June	Total No. of readings posted on June	Total Readings of June against 50% Total Live Connections of June 25
230,280	97,343	84.54%

Total No. of Live connection on March	Total No. of readings posted on March	Total Readings of March against 50% Total Live Connections of March 25
221,235	106,647	96.41%
Total No. of Live connection on May	Total No. of readings posted on May	Total Readings of May against 50% Total Live Connections of May 25
223,051	107,269	96.18%
Total No. of Live connection on July	Total No. of readings posted on July	Total Readings of July against 50% Total Live Connections of July 25
230,460	108,549	94.20%

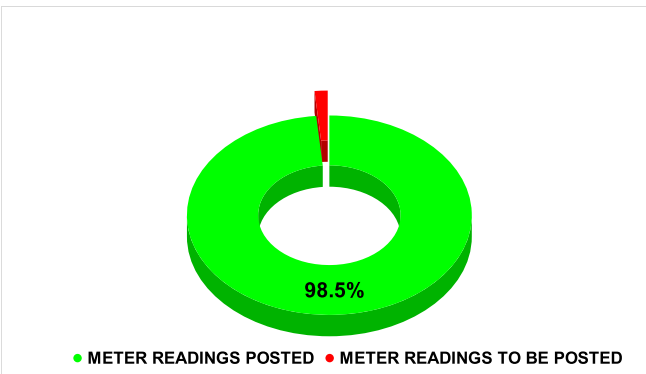
METER READING POSTING % AGAINST NUMBER OF LIVE CONNECTIONS OF FEBRUARY



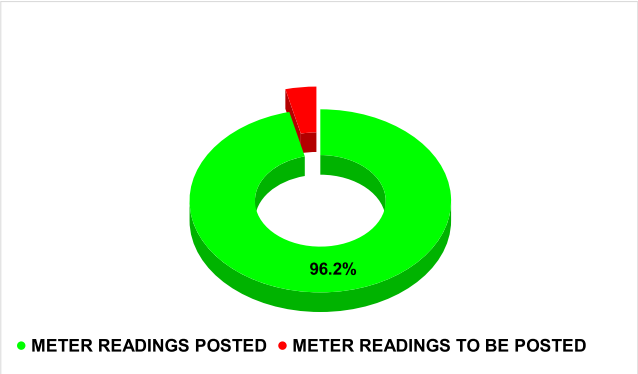
METER READING POSTING % AGAINST NUMBER OF LIVE CONNECTIONS OF MARCH



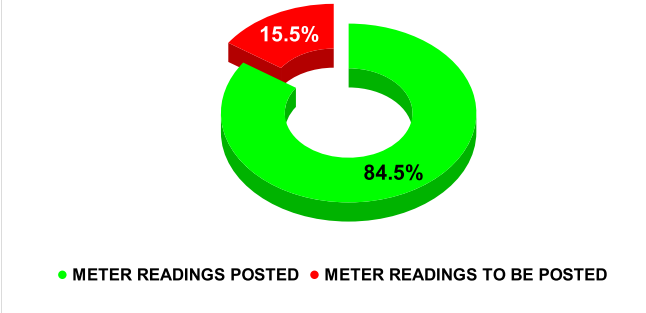
METER READING POSTING % AGAINST NUMBER OF LIVE CONNECTIONS OF APRIL



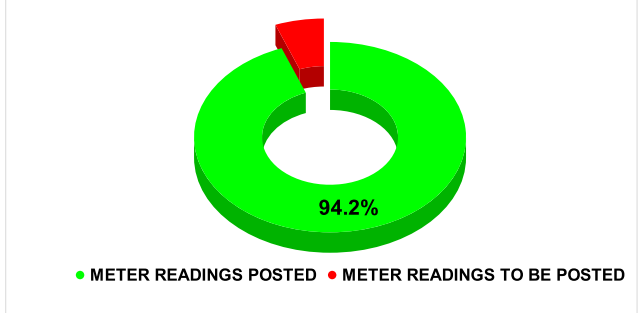
METER READING POSTING % AGAINST NUMBER OF LIVE CONNECTIONS OF MAY



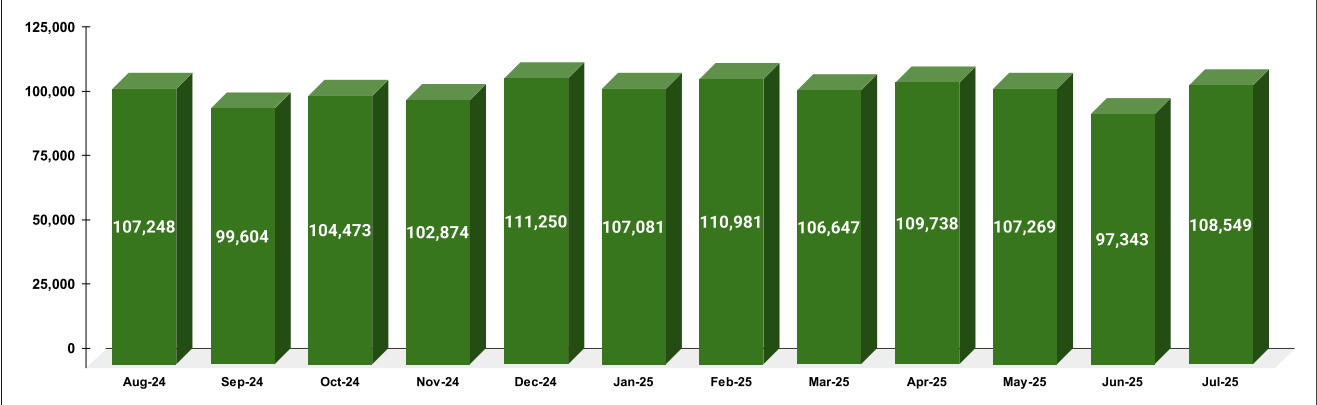
METER READING POSTING % AGAINST NUMBER OF LIVE CONNECTIONS OF JUNE



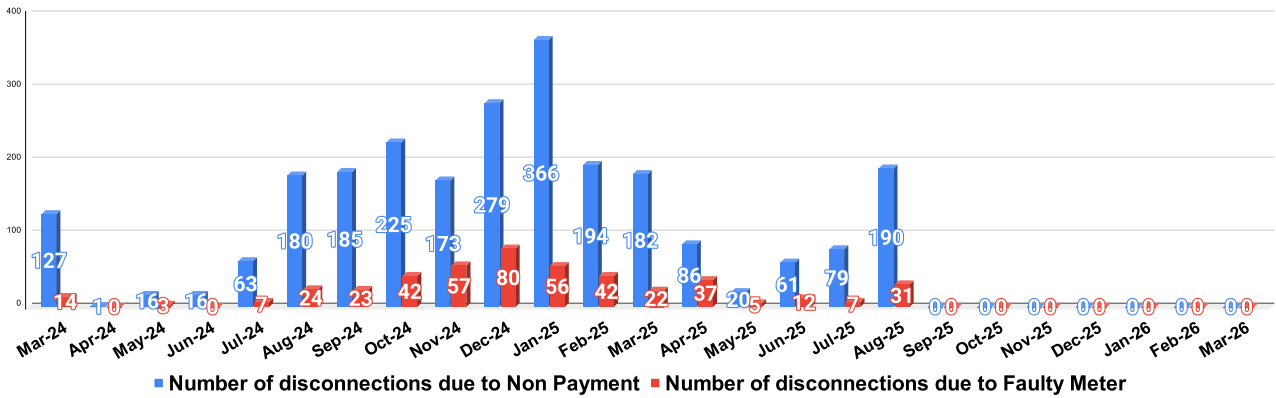
METER READING POSTING % AGAINST NUMBER OF LIVE CONNECTIONS OF JULY



METER READING POSTED FOR LAST 12 MONTHS



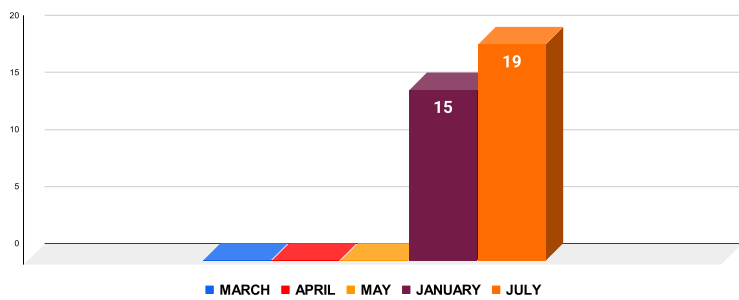
NUMBER OF DISCONNECTIONS DUE TO NON PAYMENT VS DUE TO FAULTY METERS



MOBILE NUMBER UPDATION

Marks	Total marks	Rank
2.00	10	6

MOBILE NUMBER UPDATION PENDING

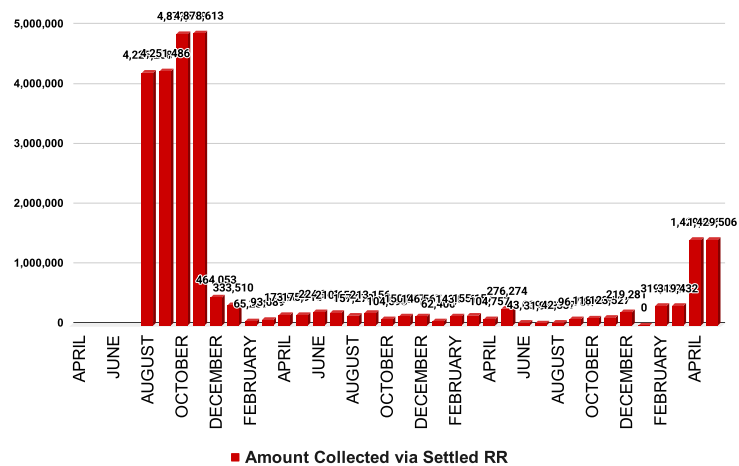


Mobile Number updation pending				
MARCH	APRIL	MAY	JUNE	JULY
0	0	0	15	19

REVENUE RECOVERY STATUS

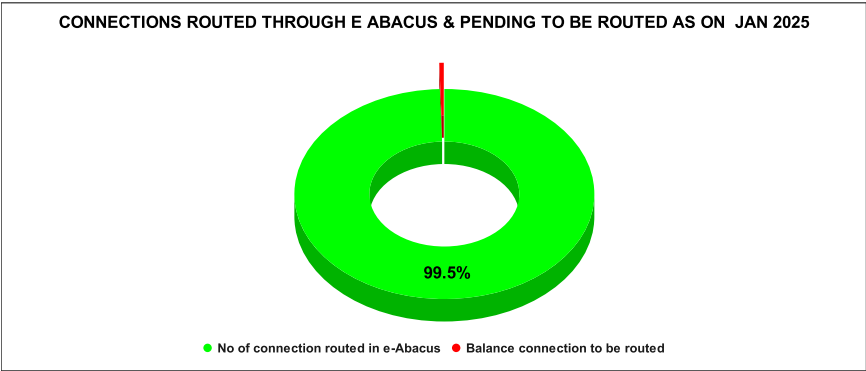
Marks	Total marks	Rank
0.80	8	24

AMOUNT COLLECTED VIA SETTLED RR OF PREVIOUS MONTHS

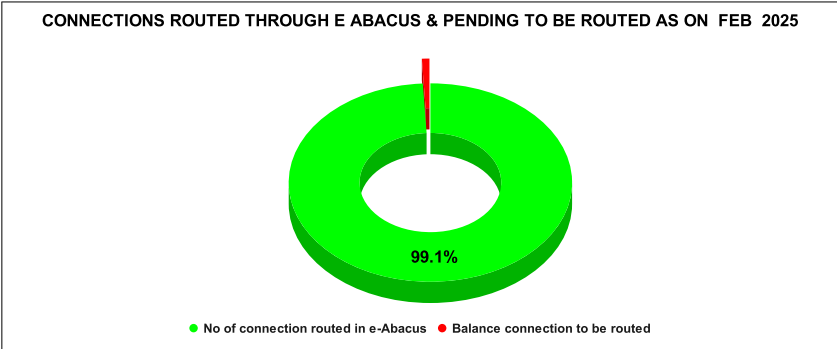


MONTH	No of RR Notices Issued	No of RR Proceed	No Of RR Settled	Amount Collected via Settled RR
DECEMBER	88	13	32	219,281
JANUARY	46	7	11	0
FEBRUARY	84	8	9	319,432
MARCH	54	16	97	1,429,506
APRIL	38	10	1	8,940
MAY	180	59	9	80,054

JAL JEEVAN MISSION ROUTING	Marks	Total marks	Rank
10.00	10	6	



	Total No of JJM Connection	No of connection routed in e-Abacus	Balance connection to be routed
SEPTEMBER	76,796	76,796	0
OCTOBER	77,095	77,095	0
NOVEMBER	77,974	77,974	0
DECEMBER	78,176	78,176	0
JANUARY	78,729	78,349	380
FEBRUARY	79,936	79,252	684



The Revenue Division of Kozhikkod has a total number of 235784 connections of which 230460 are live connections. The monthly demand is Rs. 63636133 and the monthly collection is Rs. 873.72 lakhs. The PIC monthly consumption is 2105234 KL. The arrears of Kozhikkod for the month of July 2024 is Rs.38.2 Crore.

The total number of Readings posted as on July 2024 is 108549. The Total number of Faulty meter is 2241 , out of which 371 are the Faulty meters replaced and 1870 are to be replaced.

The disconnection status of Kozhikkod shows that 0 are disconnections due to non payment and 0 due to faulty meter.

The Mobile number pending to be updated is 19.

When it comes to the status of Revenue Recovery of the defaulting connections, the number of RR cases settled is 9 and the Amount collected via settled RR is 80054.

Total number of JJM Connections is 79936 with 684 connections pending to be routed in E Abacus.

Sources of data	
Revenue Collection Data	DCB based on E-abacus data collected from Divisions and consolidated by RMC
Amnesty Data	Summary of Live data submitted by Revenue Division via Google sheet shared
Meter Reading Data	Data collected from division via google sheets
Faulty Meter Replacement Data	Data collected from division via google sheets
JJM Reading Posting	Data collected from division via google sheets
Moile Number updation Status	Data collected from division via google sheets
Disconnection data	Data collected from division via google sheets
BPL data	Data provided from DBA
Arrear Break up	Govt. Arrear , Central Govt. Arrear as on July based on e-abacus ; LSGD data based on DCB
Total Arrears and Total Connections	Data from DCB
Top Defaulters	Arrear data from E-abacus as on July