



കേരള ജല അതോറിറ്റി

KAYAMKULAM

JULY

Report
Generated at 04/10/2025 11:31:11

Rank-21

Name of Executive Engineer

Sri. Saji T N

Name of Revenue officer

Pramod D Dharan

CONNECTIONS AS ON AS ON JULY :

1,24,343

ARREARS IN CRORE AS ON JULY :

14.69

ARREARS

STATE GOVERNMENT

CENTRAL GOVERNMENT

PSU

OTHERS

LSGD

0

0

-412,634,603

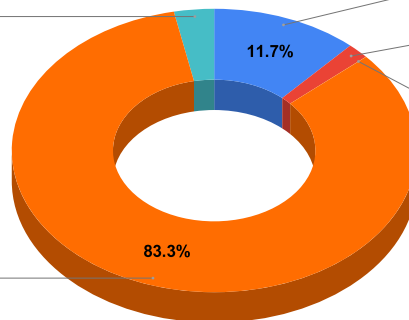
80,48,95,610

ARREAR BREAK UP INCLUDING LSGD

ARREARS INCLUDING LSGD

Municipality
3.2%

Panchayath WC-Street Taps
83.3%



Domestic (D)

11.7%

Non Domestic (N)

1.8%

Special (S)

0.0%

BPL DATA		
		TOTAL NO OF BPL CONNECTIONS
		AS ON JULY 2023
		#N/A
Add a series to start visualizing your data		

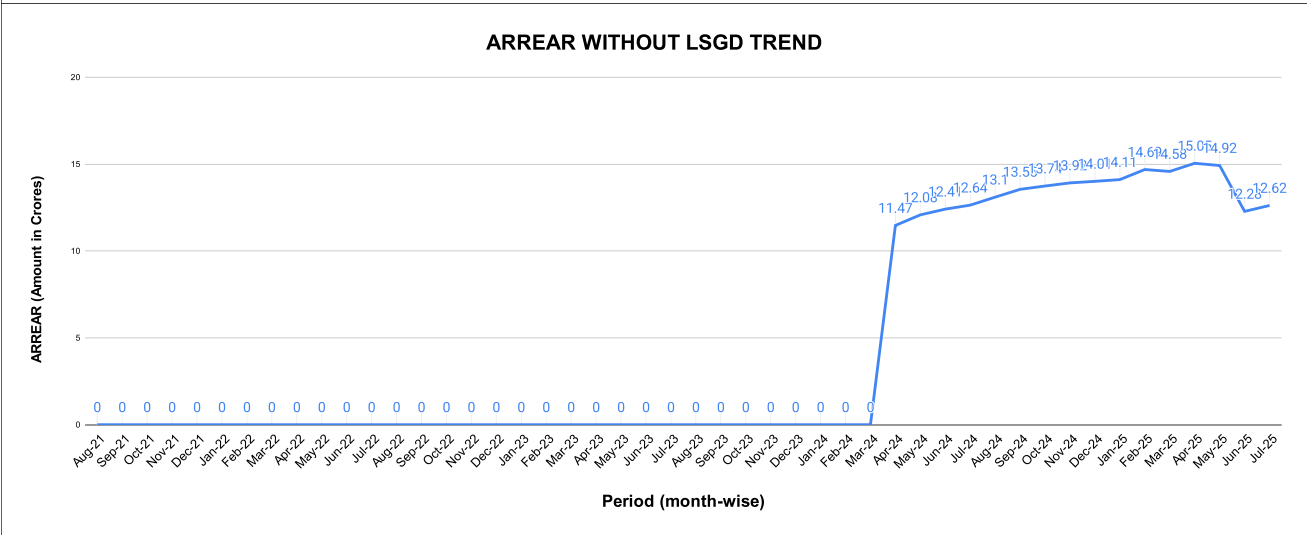
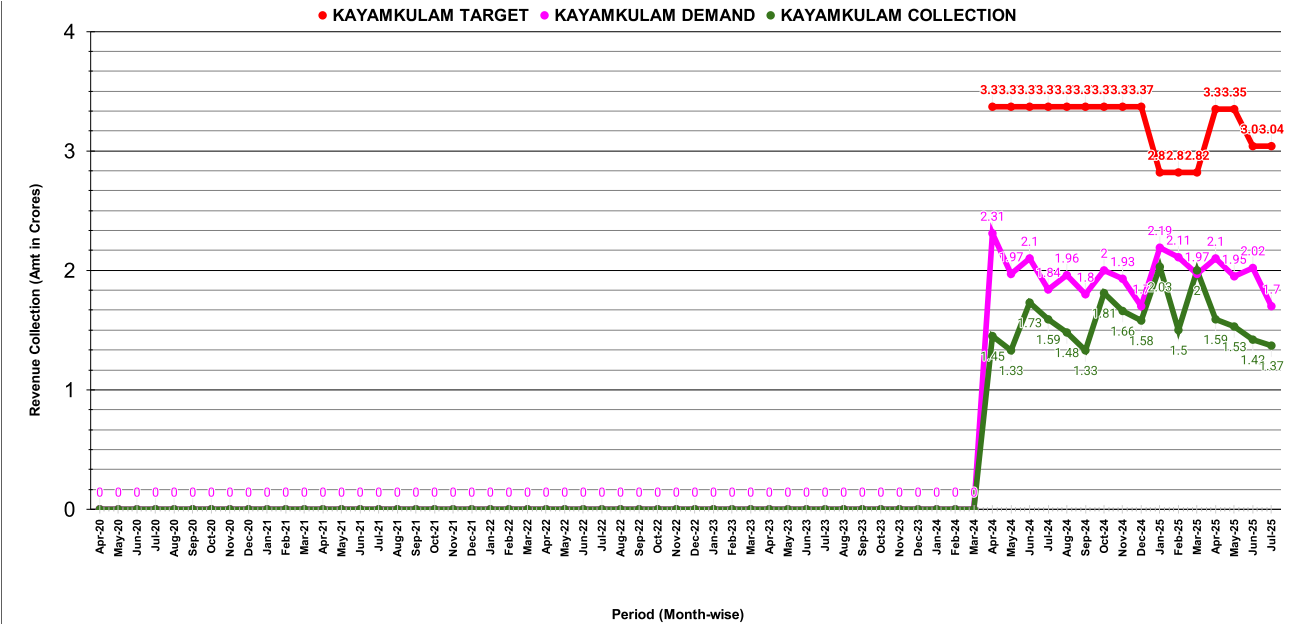
COMPREHENSIVE INDEX		Marks	Total marks	Rank
		66.17	100	21
<div>MARKS OBTAINED</div> <div> <div>Percent Score to be Achieved</div> <div>Percent Score Achieved</div> </div>		<div>DIVISION RANK IN VARIOUS PARAMETERS</div>		

	Marks	Total marks	Rank
<u>COMPREHENSIVE INDEX</u>	66.17	100	21
<u>REVENUE COLLECTION ACHIEVEMENT</u>	17.53	25	19
<u>METER READING POSTING</u>	21.00	16	5
<u>FAULTY METER REPLACEMENT</u>	12.76	20	20
<u>MOBILE NO UPDATION</u>	2.00	10	16
<u>REVENUE RECOVERY STATUS</u>	2.89	8	12
<u>JAL JEEVAN MISSION ROUTING</u>	9.99	10	28

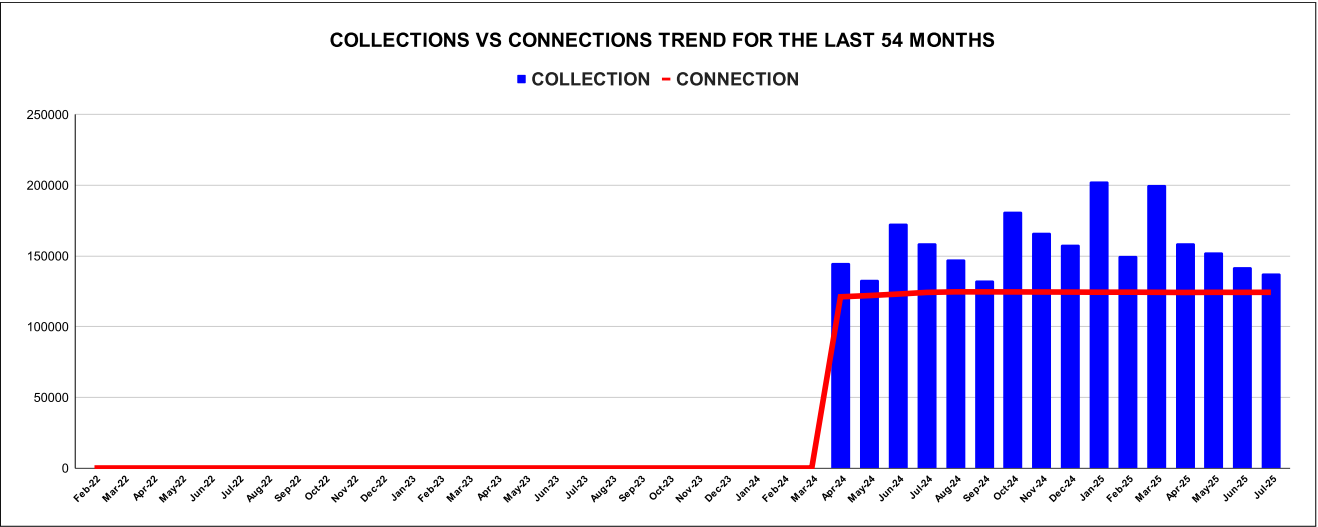
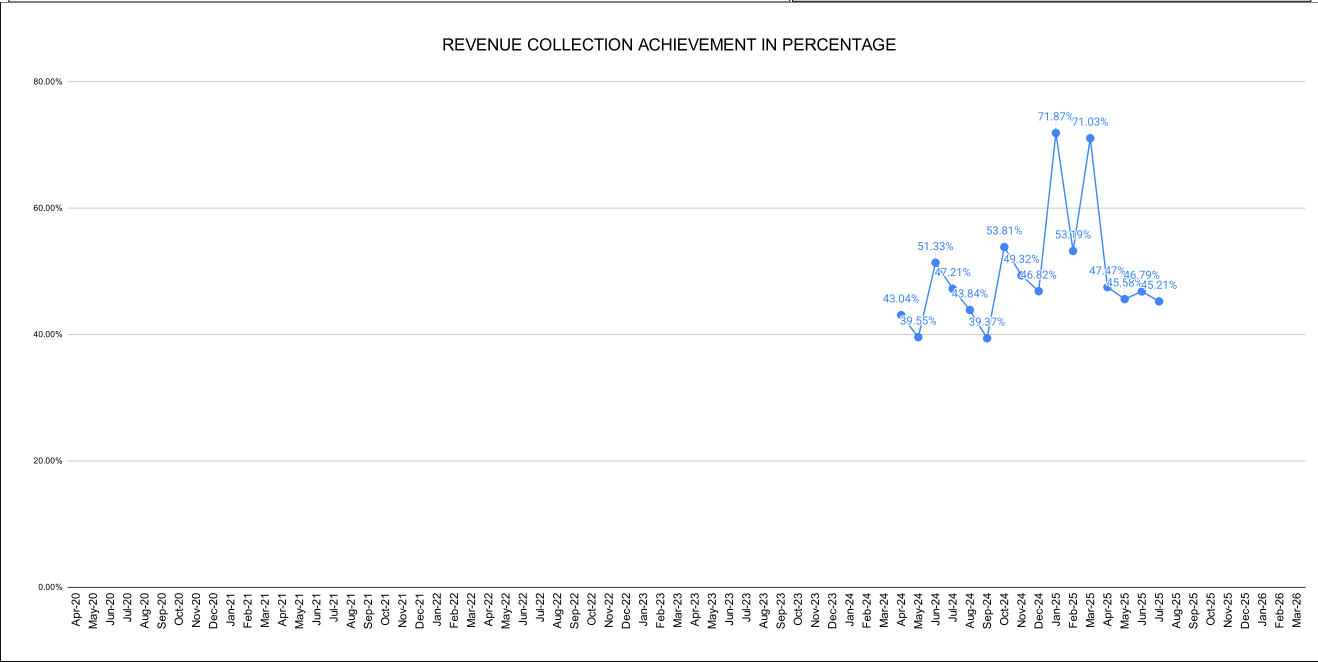
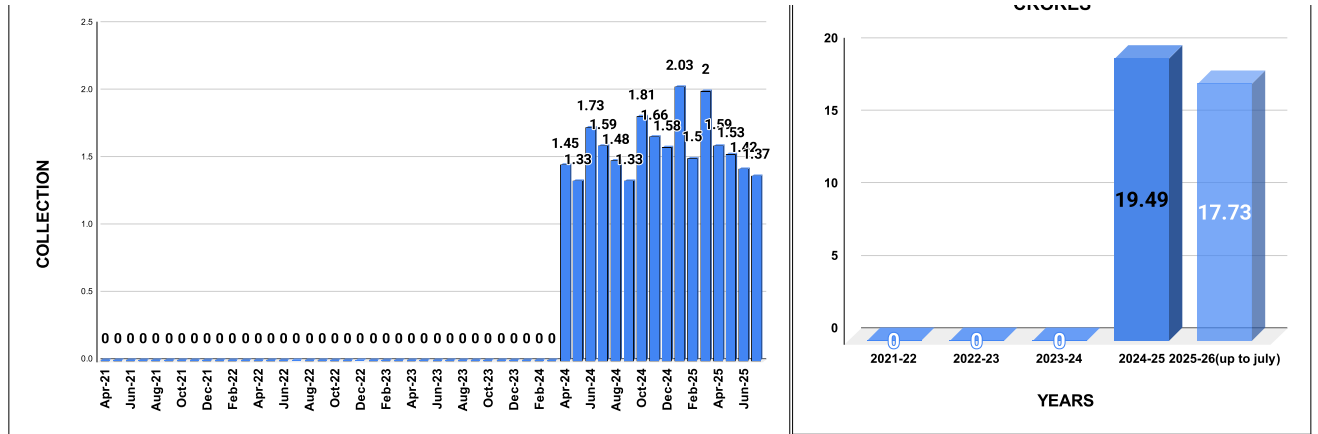
REVENUE COLLECTION ACHIEVEMENT	Marks	Total marks	Rank
	17.53	25.00	19
SECTION RANKING			

JUNE							JULY					
Rank	SECTION NAME	Opening Balance	Demand	Collection For the Month	% Collection		Rank	SECTION NAME	Opening Balance	Demand	Collection For the Month	% Collection
1	Chengannur Section	11869413	2821901	2666775	18.15%		1	Chengannur Section	11986170	2882802	2520355	16.95%
2	Mavelikkara Section	31572781	10229341	5765478	13.79%		2	Mavelikkara Section	35808712	6358972	4040069	9.58%
3	Harippad Section	40034466	5033585	5757113	12.77%		3	Harippad Section	39218297	5879391	4199566	9.31%
4	Kayamkulam Section	56640258	3858610	6078924	10.05%		4	Kayamkulam Section	54117853	5951267	4239278	7.06%

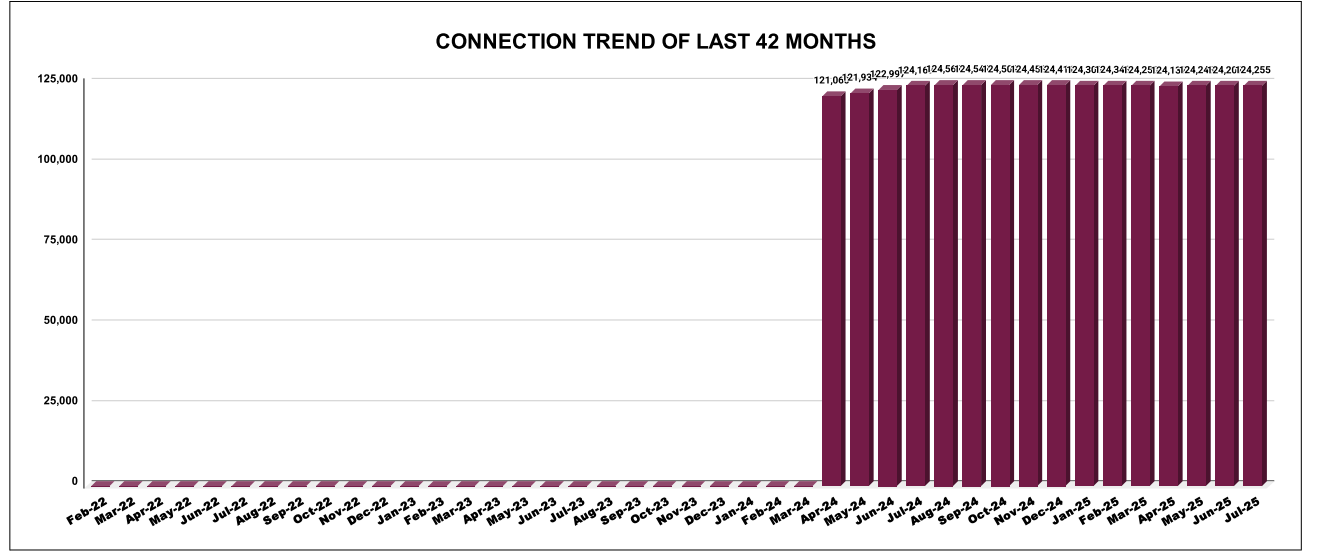
SUB-DIVISION RANKING												
JUNE							JULY					
Rank	Sub-Division	Opening Balance	Demand	Collection For the Month	% Collection		Rank	Sub-Division	Opening Balance	Demand	Collection For the Month	% Collection
1	Mavelikkara Sub Dn.	43,442,194	13,051,242	8,432,253	14.93%		1	Mavelikkara Sub Dn.	47,794,882	9,241,774	6,560,424	11.50%
2	Harippad Sub Dn.	96,674,724	8,892,195	11,836,037	11.21%		2	Harippad Sub Dn.	93,336,150	11,830,658	8,438,844	8.02%



COLLECTION IN LAKHS												
YEAR	April	May	June	July	August	September	October	November	December	January	February	March
2020-21	0.00	0.00	0.00	0.00	0.00	0.00	0.00	0.00	0.00	0.00	0.00	0.00
2021-22	0.00	0.00	0.00	0.00	0.00	0.00	0.00	0.00	0.00	0.00	0.00	0.00
2022-23	0.00	0.00	0.00	0.00	0.00	0.00	0.00	0.00	0.00	0.00	0.00	0.00
2023-24	0.00	0.00	0.00	0.00	0.00	0.00						
2024-25	145.03	133.28	172.97	159.11	147.74	132.69	181.35	166.23	157.78	202.68	149.99	200.31
2025-26	159.01	152.68	142.25	137.45								
						YEAR	2020-21	2021-22	2022-23	2023-24	2024-25	2025-26 (up to July)
						COLLECTION IN LAKHS	0.00	0.00	0.00	0.00	1,949.16	591.39



CONNECTION OF LAST 12 MONTHS												
YEAR	April	May	June	July	August	September	October	November	December	January	February	March
2020-21												
2021-22												
2022-23												
2023-24												
2024-25	1,21,060	1,21,934	1,22,997	1,24,169	1,24,567	1,24,547	1,24,509	1,24,458	1,24,411	1,24,300	1,24,343	1,24,250
2025-26	1,24,137	1,24,243	1,24,207	1,24,255								

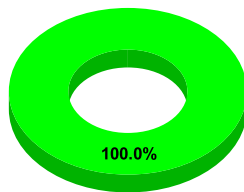


METER READING POSTING	Marks	Total marks	Rank
	21.00	16	5

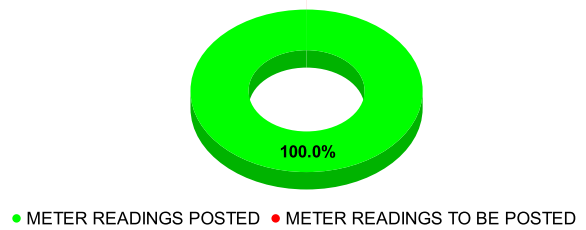
Total No. of Live connection on February	Total No. of readings posted on February	Total Readings of February against 50% Total Live Connections of February 25
114,089	61,662	108.09%
Total No. of Live connection on April	Total No. of readings posted on April	Total Readings of April against 50% Total Live Connections of April 25
56,995	31,306	109.86%
Total No. of Live connection on June	Total No. of readings posted on June	Total Readings of June against 50% Total Live Connections of June 25
112,786	60,417	107.14%

Total No. of Live connection on March	Total No. of readings posted on March	Total Readings of March against 50% Total Live Connections of March 25
112,935	56,461	99.99%
Total No. of Live connection on May	Total No. of readings posted on May	Total Readings of May against 50% Total Live Connections of May 25
112,536	55,818	99.20%
Total No. of Live connection on July	Total No. of readings posted on July	Total Readings of July against 50% Total Live Connections of July 25
112,715	54,527	96.75%


METER READING POSTING % AGAINST NUMBER OF LIVE CONNECTIONS OF FEBRUARY



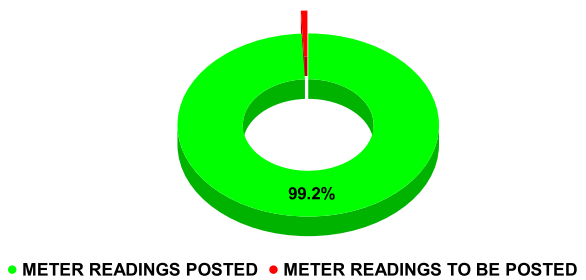
METER READING POSTING % AGAINST NUMBER OF LIVE CONNECTIONS OF MARCH




METER READING POSTING % AGAINST NUMBER OF LIVE CONNECTIONS OF APRIL



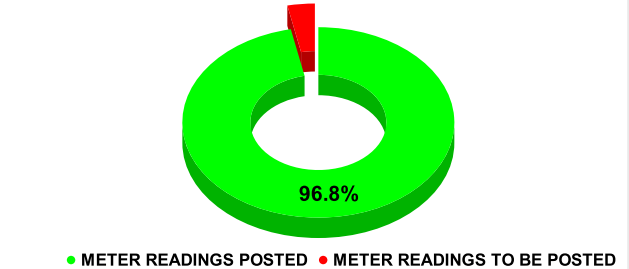
METER READING POSTING % AGAINST NUMBER OF LIVE CONNECTIONS OF MAY



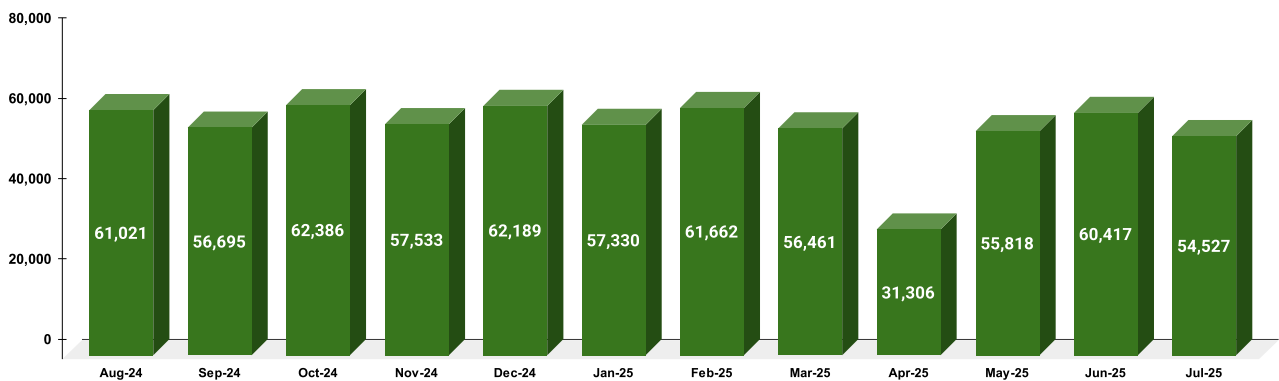
METER READING POSTING % AGAINST NUMBER OF LIVE CONNECTIONS OF JUNE



METER READING POSTING % AGAINST NUMBER OF LIVE CONNECTIONS OF JULY



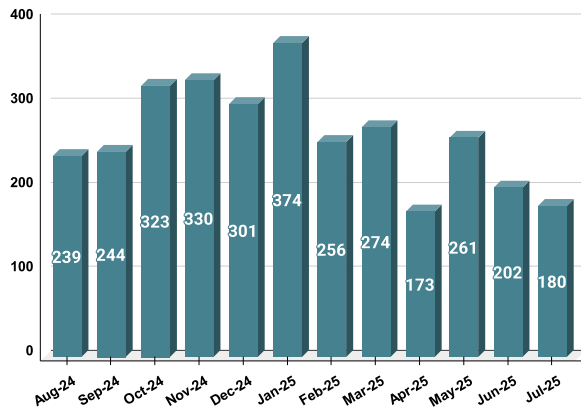
METER READING POSTED FOR LAST 12 MONTHS



FAULTY METER


Marks	Total marks	Rank
12.76	20	20

FAULTY METER REPLACEMENT OF LAST 12 MONTHS




MONTH	Total No.of Faulty meters	Number of Faulty meter replaced	Number of Faulty meter pending
FEBRUARY	633	256	377
MARCH	544	274	270
APRIL	126	173	-47
MAY	309	261	48
JUNE	435	202	233
JULY	427	180	247

FAULTY METER REPLACED VS FAULTY METER TO BE REPLACED ON JUNE



- NO OF FAULTY METERS REPLACED
- FAULTY METERS TO BE REPLACED

FAULTY METER REPLACED VS FAULTY METER TO BE REPLACED ON JULY



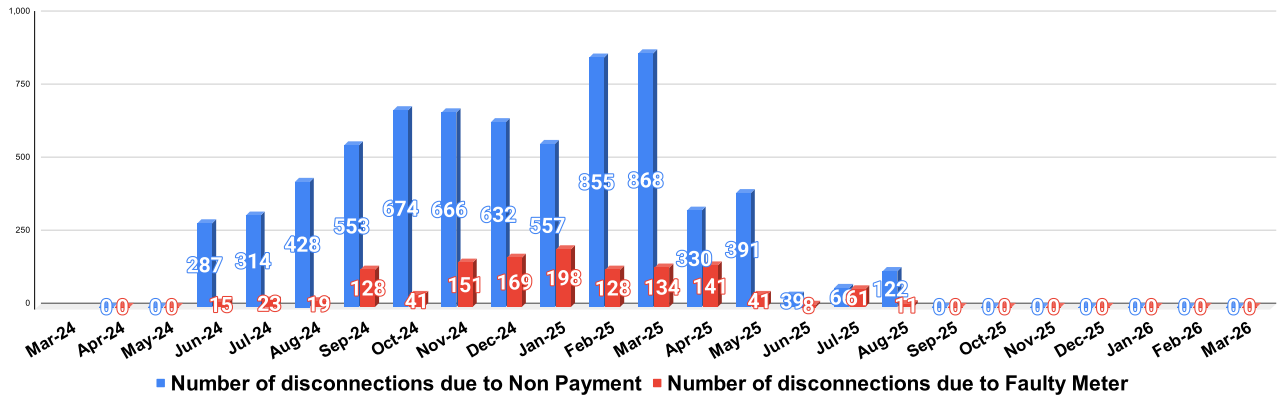
- NO OF FAULTY METERS REPLACED
- FAULTY METERS TO BE REPLACED

DISCONNECTION STATUS

Marks	Total marks	Rank
-	-	-

DISCONNECTI ONS	APRIL	MAY	JUNE	JULY	AUGUST	SEPTEMBER	OCTOBER	NOVEMBER	DECEMBER	JANUARY	FEBRUARY	MARCH
DUE TO NON PAYMENT ()	0	0	287	314	428	553	674	666	632	557	855	868
DUE TO FAULTY METER)	0	0	15	23	19	128	41	151	169	198	128	134
DUE TO NON PAYMENT()	330	391	39	66	122	0	0	0	0	0	0	
DUE TO FAULTY METER()	141	41	8	61	11	0	0	0	0	0	0	

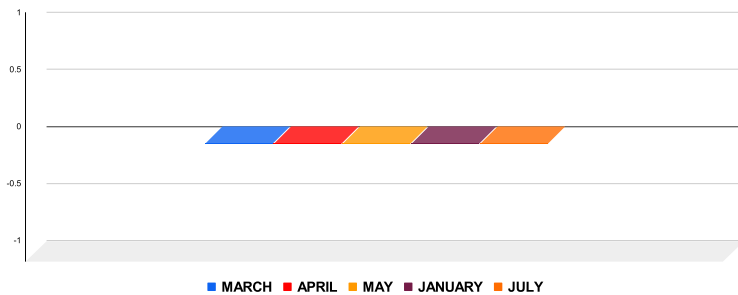
NUMBER OF DISCONNECTIONS DUE TO NON PAYMENT VS DUE TO FAULTY METERS



MOBILE NUMBER UPDATION

Marks	Total marks	Rank
2.00	10	16

MOBILE NUMBER UPDATION PENDING



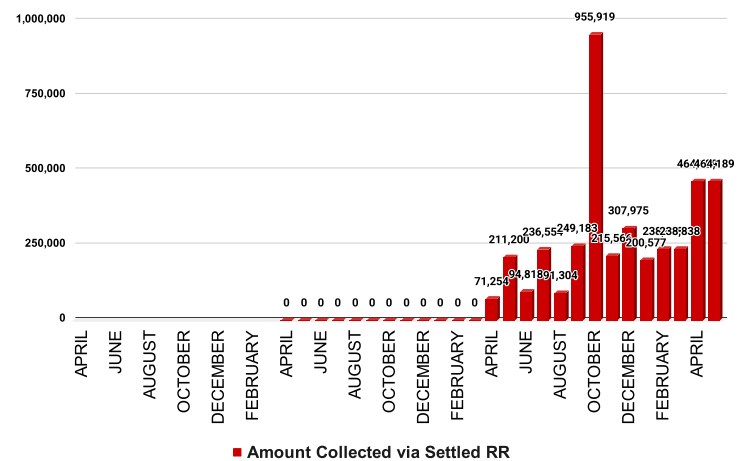
Mobile Number updation pending

MARCH	APRIL	MAY	JUNE	JULY
0	0	0	0	0



REVENUE RECOVERY STATUS

Marks	Total marks	Rank
2.89	8	12

AMOUNT COLLECTED VIA SETTLED RR OF PREVIOUS MONTHS



MONTH	No of RR Notices Issued	No of RR Proceed	No Of RR Settled	Amount Collected via Settled RR
DECEMBER	536	206	29	307,975
JANUARY	450	174	31	200,577
FEBRUARY	558	341	52	238,838
MARCH	594	432	61	464,189
APRIL	114	185	22	146,559
MAY	781	688	33	182,260

JAL JEEVAN MISSION ROUTING		Marks	Total marks	Rank
		9.99	10	28
CONNECTIONS ROUTED THROUGH E ABACUS & PENDING TO BE ROUTED AS ON JAN 2025 		SEPTEMBER Total No of JJM Connection 9,334 No of connection routed in e-Abacus 256 Balance connection to be routed 107		
		OCTOBER Total No of JJM Connection 21,336 No of connection routed in e-Abacus 21,283 Balance connection to be routed 53		
		NOVEMBER Total No of JJM Connection 21,278 No of connection routed in e-Abacus 21,240 Balance connection to be routed 38		
CONNECTIONS ROUTED THROUGH E ABACUS & PENDING TO BE ROUTED AS ON FEB 2025 		DECEMBER Total No of JJM Connection 12,025 No of connection routed in e-Abacus 12,013 Balance connection to be routed 12		
		JANUARY Total No of JJM Connection 12,048 No of connection routed in e-Abacus 12,087 Balance connection to be routed -39		
		FEBRUARY Total No of JJM Connection 12,055 No of connection routed in e-Abacus 12,072 Balance connection to be routed -17		

The Revenue Division of Kayamkulam has a total number of 124343 connections of which 112715 are live connections. The monthly demand is Rs. 17984140 and the monthly collection is Rs. 132.69 lakhs. The PIC monthly consumption is 798333 KL. The arrears of Kayamkulam for the month of July 2024 is Rs.14.69 Crore.

The total number of Readings posted as on July 2024 is 54527. The Total number of Faulty meter is 427 , out of which 180 are the Faulty meters replaced and 247 are to be replaced.

The disconnection status of Kayamkulam shows that 0 are disconnections due to non payment and 0 due to faulty meter.

The Mobile number pending to be updated is 0.

When it comes to the status of Revenue Recovery of the defaulting connections, the number of RR cases settled is 33 and the Amount collected via settled RR is 182260.

Total number of JJM Connections is 12055 with -17 connections pending to be routed in E Abacus.

Sources of data	
Revenue Collection Data	DCB based on E-abacus data collected from Divisions and consolidated by RMC
Amnesty Data	Summary of Live data submitted by Revenue Division via Google sheet shared
Meter Reading Data	Data collected from division via google sheets
Faulty Meter Replacement Data	Data collected from division via google sheets
JJM Reading Posting	Data collected from division via google sheets
Moile Number updation Status	Data collected from division via google sheets
Disconnection data	Data collected from division via google sheets
BPL data	Data provided from DBA
Arrear Break up	Govt. Arrear , Central Govt. Arrear as on July based on e-abacus ; LSGD data based on DCB
Total Arrears and Total Connections	Data from DCB
Top Defaulters	Arrear data from E-abacus as on July