



കേരള ജല അതോറിറ്റി

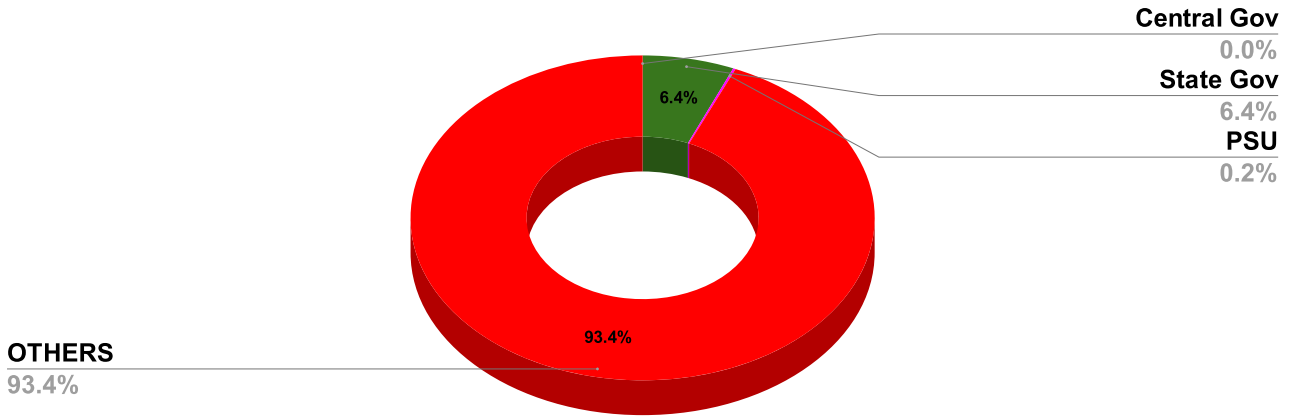
Name of Executive Engineer Sri. Dileep Gopal

Name of Revenue officer Smt.Manju.C.K

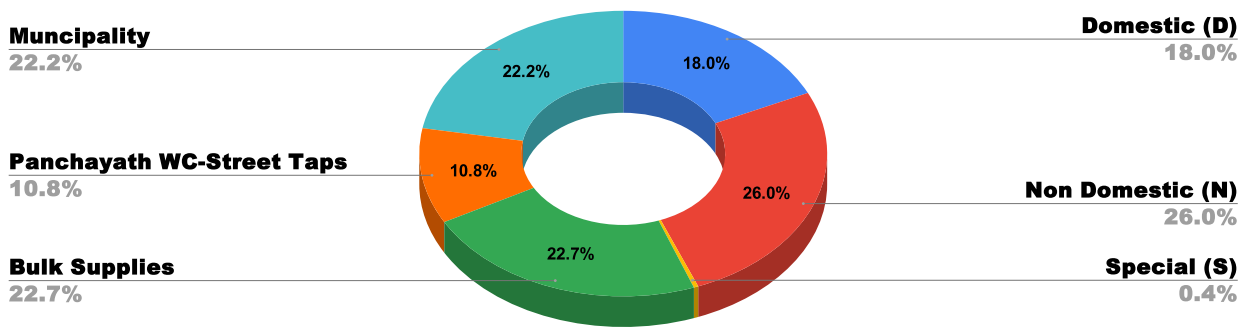
CONNECTIONS AS ON AS ON NOVEMBER : 94,123 **ARREARS IN CRORE AS ON NOVEMBER :** 31.62

ARREARS				
STATE GOVERNMENT	CENTRAL GOVERNMENT	PSU	OTHERS	LSGD
7,81,30,184	73	21,39,081	114,29,83,000	15,54,94,757

ARREAR BREAK UP INCLUDING LSGD

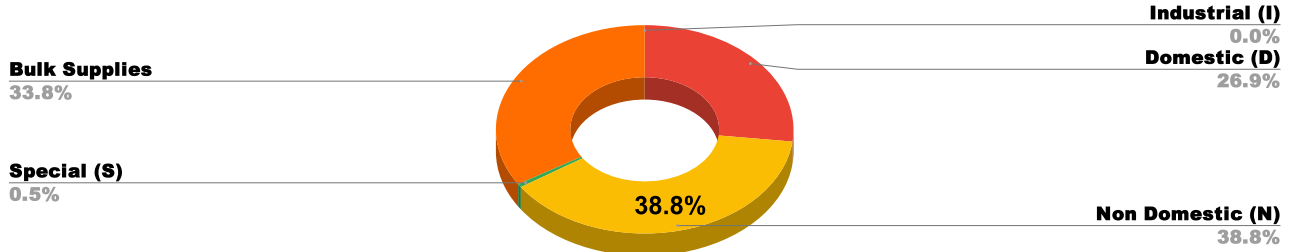


ARREARS INCLUDING LSGD

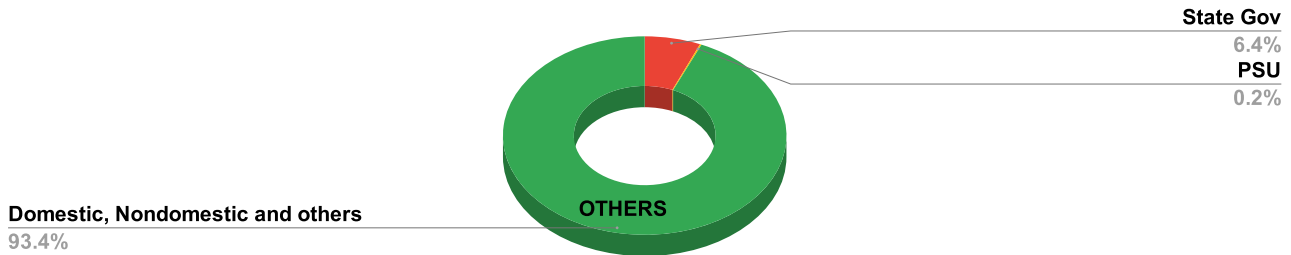


DOMESTIC	NON DOMESTIC	INDUSTRIAL	SPECIAL	BULK SUPPLY	Panchayath WC-Street Taps	Municipality WC -Street Taps	Corporation WC - Street Taps
8,49,76,990	12,26,03,729	4,906	16,99,573	10,69,32,033	5,10,09,381	10,44,85,376	0

ARREARS WITH OUT LSGD



ARREAR BREAK UP WITH OUT LSGD

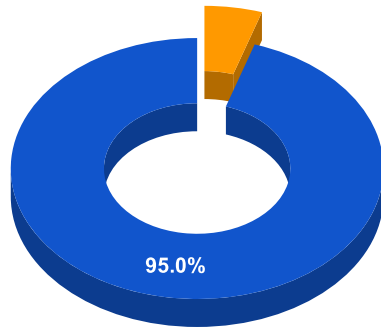


TOP DEFAULTERS OF KOTTAYAM FOR THE MONTH OF NOVEMBER

SL NO	NAME	ARREAR
1	MUNICIPAL SECRETARY, PALA MUNICIPALITY, PUBLIC TOILET NEAR KURISUPALLY, .PALA	90,67,923
2	MUNICIPAL SECRETARY, PALA PO, Mundupalam Comtort Station, .238/II	78,55,476
3	MUNICIPAL SECRETARY, Comfort Station, Chittettu Kadavu Road, 250/II, .Pala	59,11,912
4	THE EXECUTIVE ENGINEER, BUILDINGS DIVISION, P.W.D,KOTTAYAM, COLLECTORATE BUILDING	56,89,946
5	MUNICIPAL SECRETARY, PALA MUNICIPALITY, MUNICIPALITY BULDING PALA, .PALA	52,14,858
6	MUNICIPAL SECRETARY, COMFORT STATION , NEAR RTO GROUND, 169 VII , THOTTATHILKADAVU ROAD ,PALA, .	46,33,671
7	MUNICIPAL SECRETARY, TOILET ,NEAR PALA MARKET, 45 XVII ,RAMAPURAM ROAD ,PALA, .	43,42,422
8	MUNICIPAL SECRETARY, TOWN HALL BUILDING, .PALA PO, .	43,34,466
9	THE SECRETARY, MUNICIPAL COUNCIL , TOILET NEAR TOWN, HALL BUILDING ,RIVER VIEW ROAD ,PALA, .	42,72,484
10	THE SECRETARY, MUNICIPALITY PALA, TOILET NEAR VALIYAPALAM, PALA 2044(2)W20	38,18,490

BPL DATA

BPL CONNECTIONS AS % OF TOTAL LIVE CONNECTIONS



● BPL CONNECTIONS ● TOTAL LIVE CONNECTIONS

TOTAL NO OF BPL CONNECTIONS

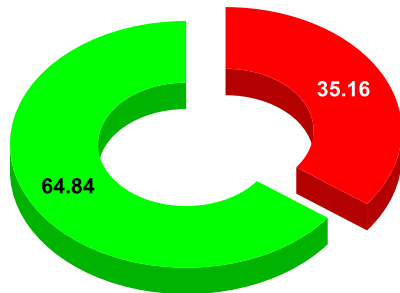
AS ON JULY 2023

4,548

COMPREHENSIVE INDEX

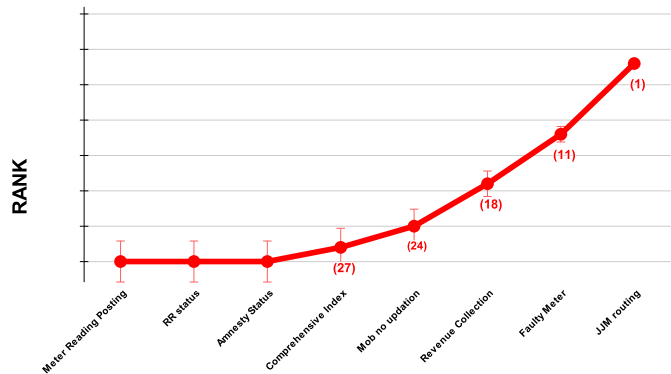
Marks	Total marks	Rank
67.37	100	20

MARKS OBTAINED



● Percent Score to be Achieved ● Percent Score Achieved

DIVISION RANK IN VARIOUS PARAMETERS



COMPREHENSIVE INDEX

REVENUE COLLECTION ACHIEVEMENT

METER READING POSTING

FAULTY METER REPLACEMENT

MOBILE NO UPDATION

REVENUE RECOVERY STATUS

JAL JEEVAN MISSION ROUTING

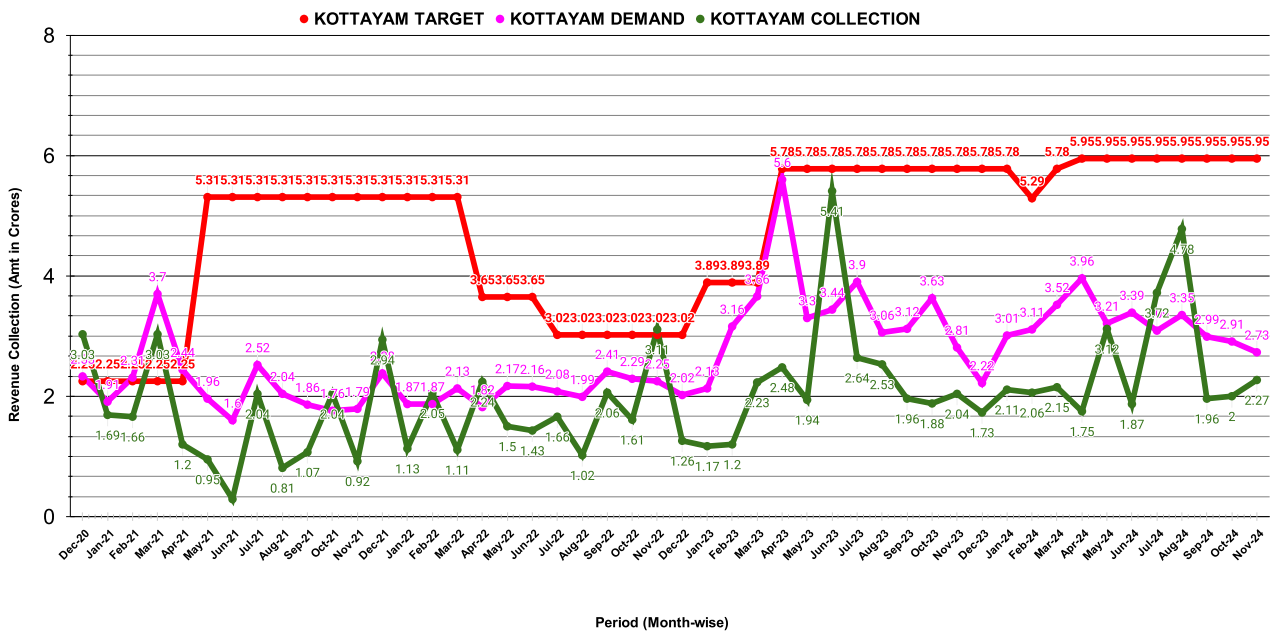
AMNESTY

Marks	Total marks	Rank
67.37	100	20
16.24	25	24
20.37	16	21
13.48	20	23
2.00	10	18
5.28	8	7
10.00	10	16
5.28	11	

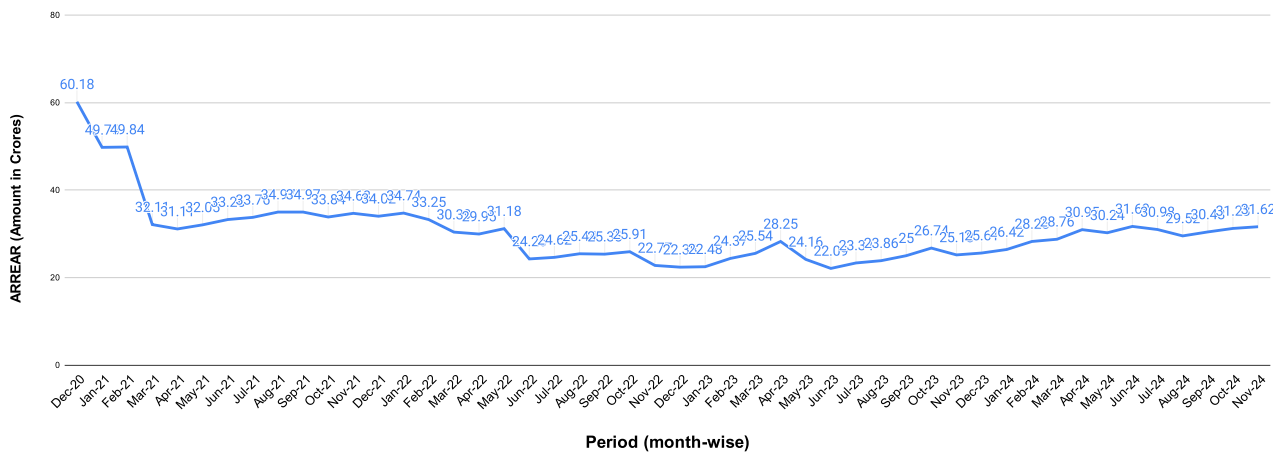
REVENUE COLLECTION ACHIEVEMENT

Marks	Total marks	Rank
16.24	25.00	24

DEMAND, TARGET AND COLLECTION TREND (EXCLUDING LSGD)

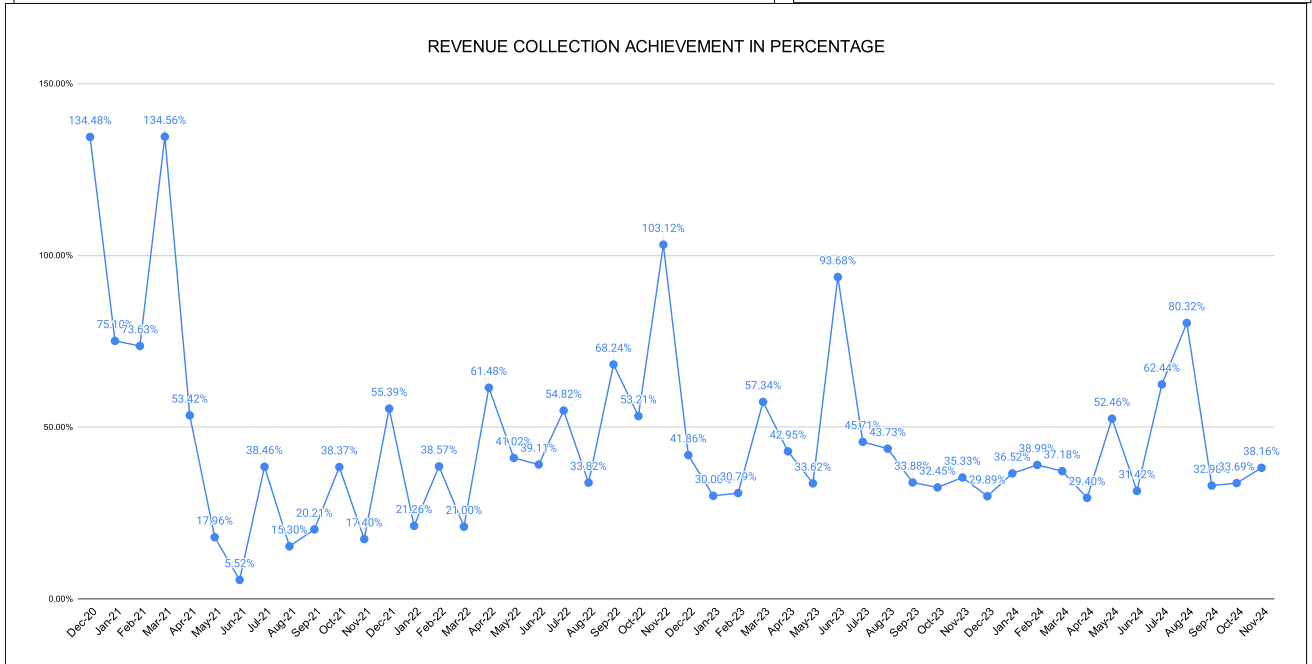
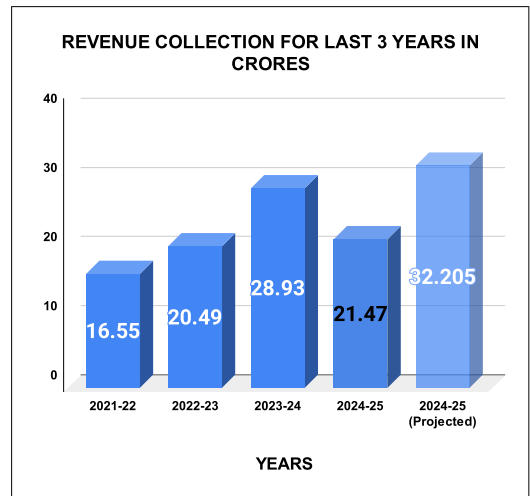
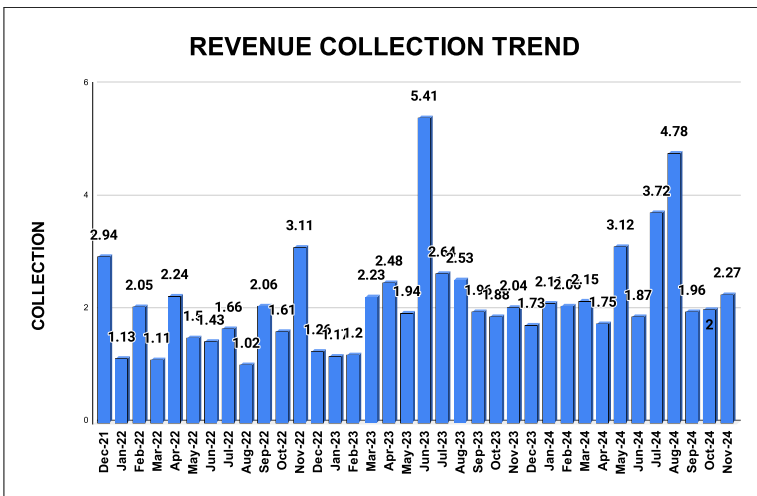


ARREAR WITHOUT LSGD TREND



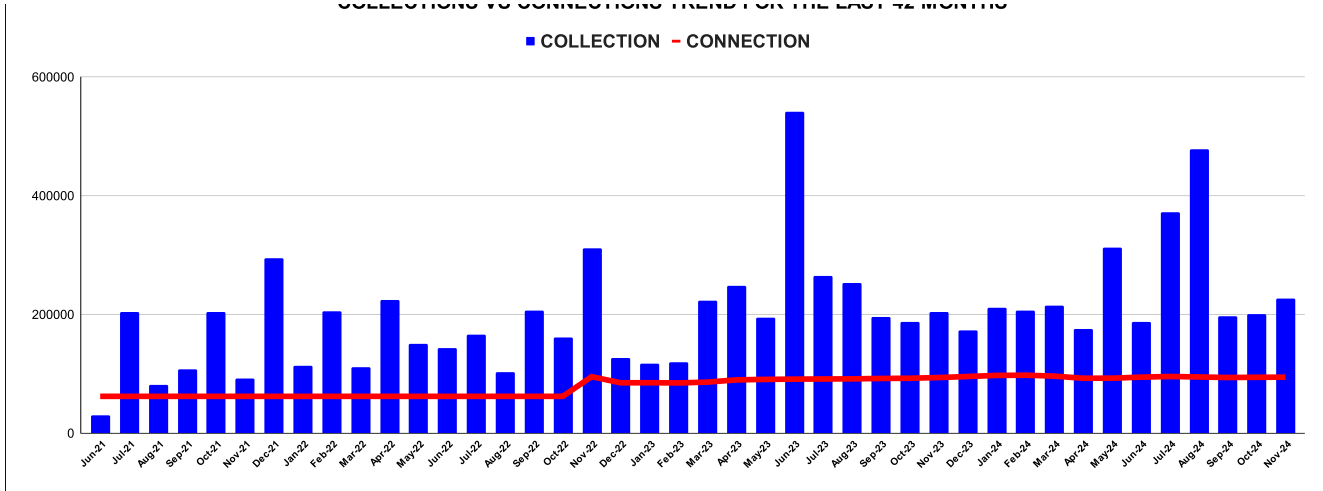
COLLECTION IN LAKHS

YEAR	April	May	June	July	August	September	October	November	December	January	February	March
2020-21	4.41	30.46	65.10	91.32	48.27	131.94	1,068.79	134.90	302.58	168.99	165.67	302.75
2021-22	120.20	95.36	29.32	204.22	81.24	107.32	203.72	92.37	294.12	112.87	204.80	111.50
2022-23	224.38	149.71	142.76	165.55	102.13	206.10	160.68	311.42	126.41	116.72	119.78	223.04
2023-24	248.27	194.32	541.49	264.22	252.76	195.81	187.55	204.21	172.74	211.09	206.23	214.92
2024-25	174.90	312.13	186.92	371.52	477.93	196.21	200.48	227.07				
YEAR	2020-21	2021-22	2022-23	2023-24	2024-25	2024-25 (Proj)						
COLLECTION IN LAKHS	2,515.17	1,657.04	2,048.68	2,893.61	2,147.16	3,220.74						



COLLECTIONS VS CONNECTIONS TREND FOR THE LAST 42 MONTHS

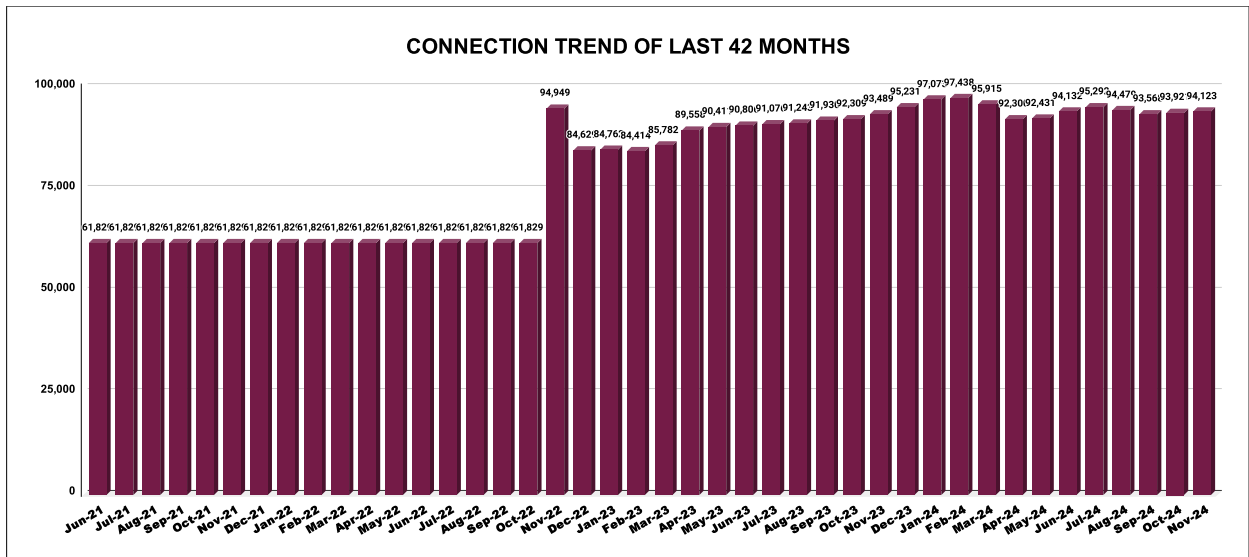
COLLECTION VS CONNECTIONS TREND FOR THE LAST 42 MONTHS



CONNECTION OF LAST 56 MONTHS

YEAR	April	May	June	July	August	September	October	November	December	January	February	March
2020-21	59,815	60,112	60,624	61,098	61,213	61,429	61,829	61,829	61,829	61,829	61,829	61,829
2021-22	61,829	61,829	61,829	61,829	61,829	61,829	61,829	61,829	61,829	61,829	61,829	61,829
2022-23	61,829	61,829	61,829	61,829	61,829	61,829	61,829	94,949	84,629	84,762	84,414	85,782
2023-24	89,558	90,411	90,806	91,076	91,243	91,930	92,309	93,489	95,231	97,073	97,438	95,915
2024-25	92,300	92,431	94,132	95,292	94,479	93,568	93,921	94,123				

CONNECTION TREND OF LAST 42 MONTHS

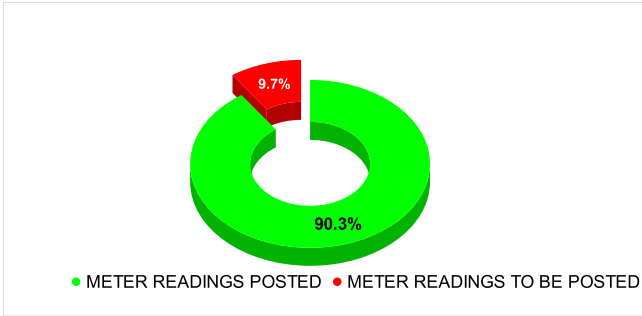


METER READING POSTING	Marks	Total marks	Rank
	20.37	16	21

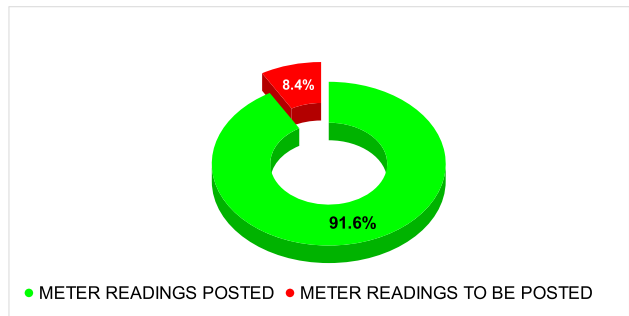
Total No. of Live connection on June	Total No. of readings posted on June	Total Readings of June against 50% Total Live Connections of June 24
88,621	40,016	90.31%
Total No. of Live connection on August	Total No. of readings posted on August	Total Readings of August against 50% Total Live Connections of August 24
88,279	43,095	97.63%
Total No. of Live connection on October	Total No. of readings posted on October	Total Readings of October against 50% Total Live Connections of October 24
87,315	45,196	103.52%

Total No. of Live connection on July	Total No. of readings posted on July	Total Readings of July against 50% Total Live Connections of July 24
89,174	40,835	91.58%
Total No. of Live connection on September	Total No. of readings posted on September	Total Readings of September against 50% Total Live Connections of September 24
87,251	41,449	95.01%
Total No. of Live connection on November	Total No. of readings posted on November	Total Readings of November against 50% Total Live Connections of November 24
87,706	42,353	96.58%

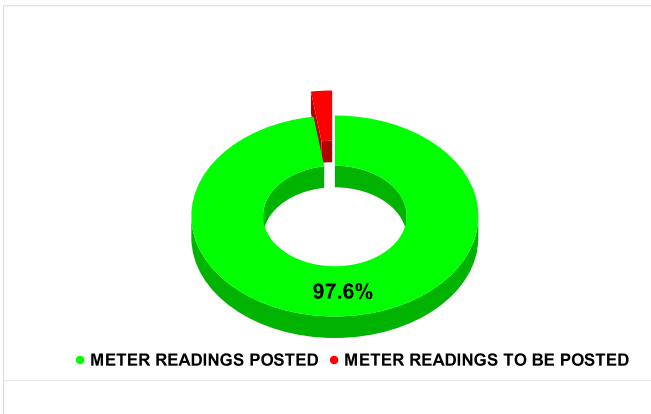
METER READING POSTING % AGAINST NUMBER OF LIVE CONNECTIONS OF JUNE



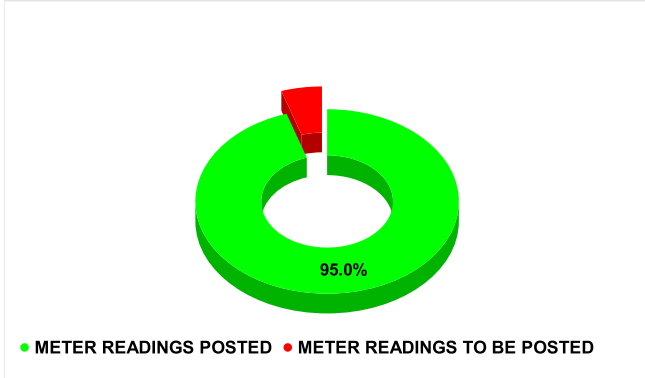
METER READING POSTING % AGAINST NUMBER OF LIVE CONNECTIONS OF JULY




METER READING POSTING % AGAINST NUMBER OF LIVE CONNECTIONS OF AUGUST



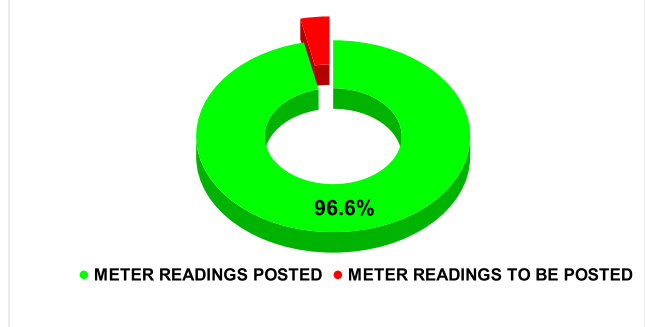
METER READING POSTING % AGAINST NUMBER OF LIVE CONNECTIONS OF SEPTEMBER



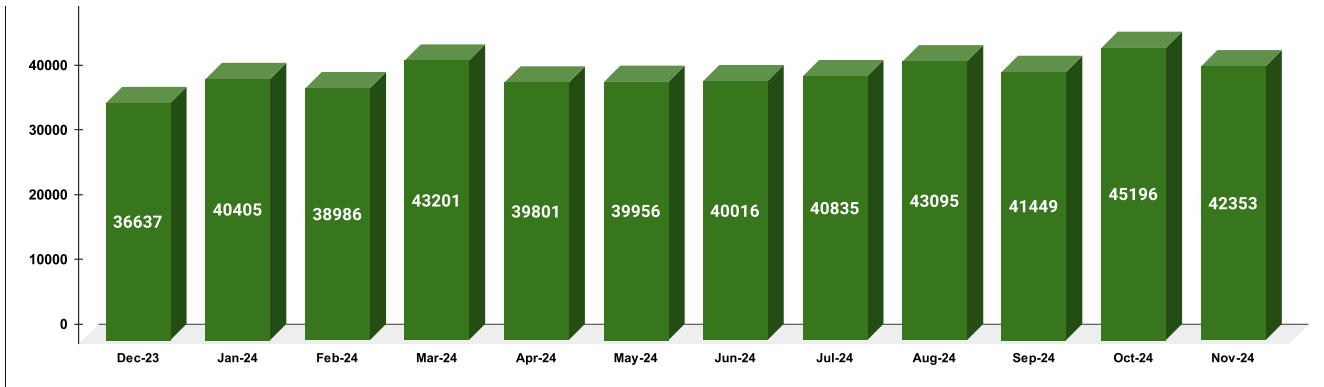
METER READING POSTING % AGAINST NUMBER OF LIVE CONNECTIONS OF OCTOBER



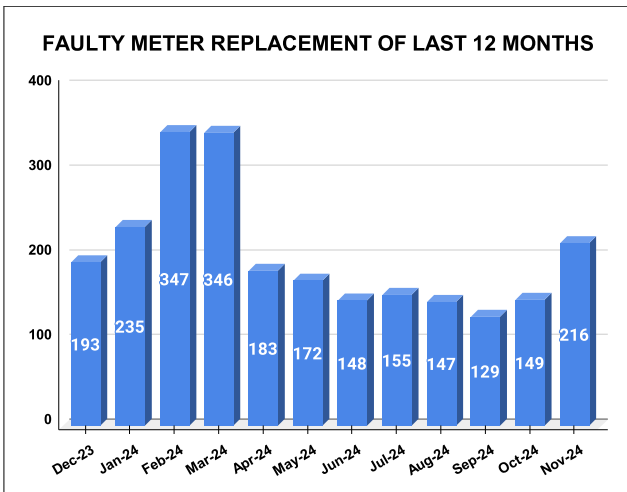
METER READING POSTING % AGAINST NUMBER OF LIVE CONNECTIONS OF NOVEMBER



METER READING POSTED FOR LAST 12 MONTHS

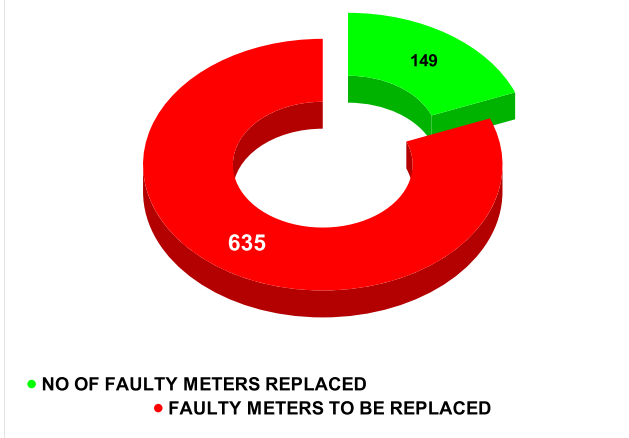


FAULTY METER Marks **13.48** Total marks **20** Rank **23**

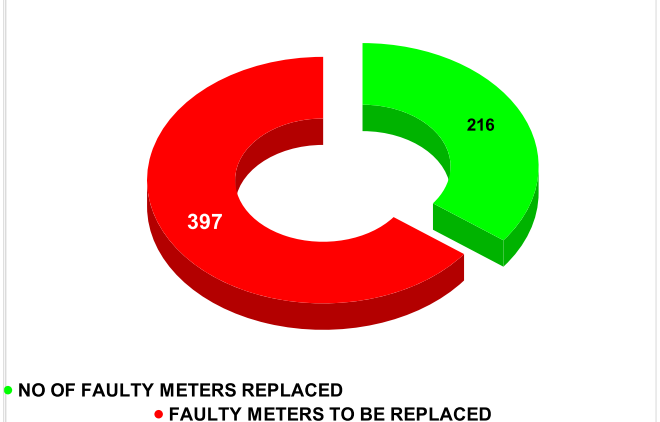


MONTH	Total No.of Faulty meters	Number of Faulty meter replaced	Number of Faulty meter pending
JUNE	821	148	673
JULY	819	155	664
AUGUST	779	147	632
SEPTEMBER	792	129	663
OCTOBER	784	149	635
NOVEMBER	613	216	397

FAULTY METER REPLACED VS FAULTY METER TO BE REPLACED ON OCTOBER

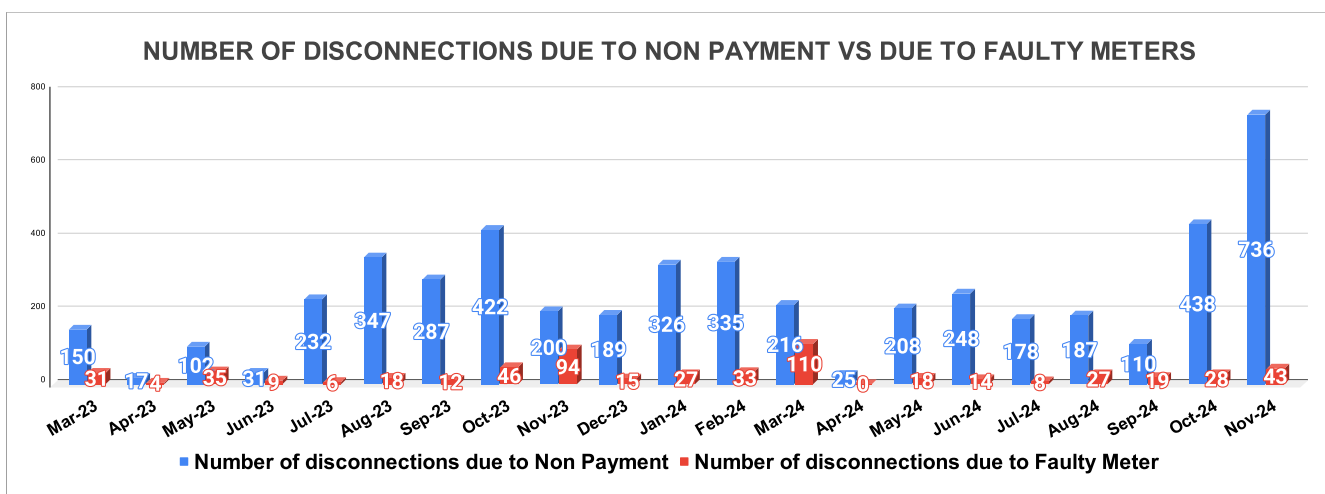


FAULTY METER REPLACED VS FAULTY METER TO BE REPLACED ON NOVEMBER

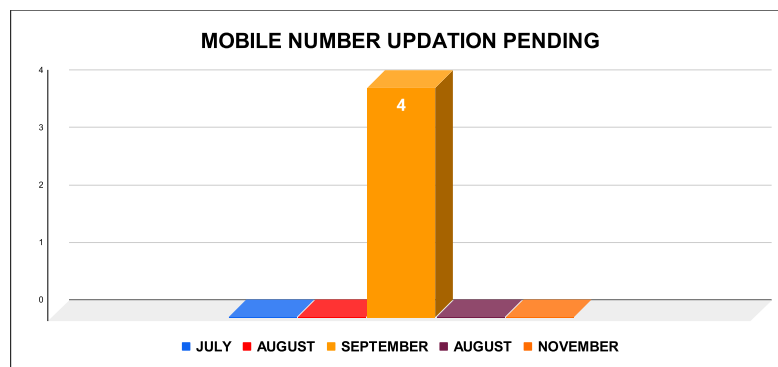


DISCONNECTION STATUS Marks **-** Total marks **-** Rank **-**

DISCONNECTI ONS	APRIL	MAY	JUNE	JULY	AUGUST	SEPTEMBER	OCTOBER	NOVEMBER	DECEMBER	JANUARY	FEBRUARY	MARCH
DUE TO NON PAYMENT ()	17	102	31	232	347	287	422	200	189	326	335	216
DUE TO FAULTY METER ()	4	35	9	6	18	12	46	94	15	27	33	110
DUE TO NON PAYMENT ()	25	208	248	178	187	110	438	736				
DUE TO FAULTY METER ()	0	18	14	8	27	19	28	43				



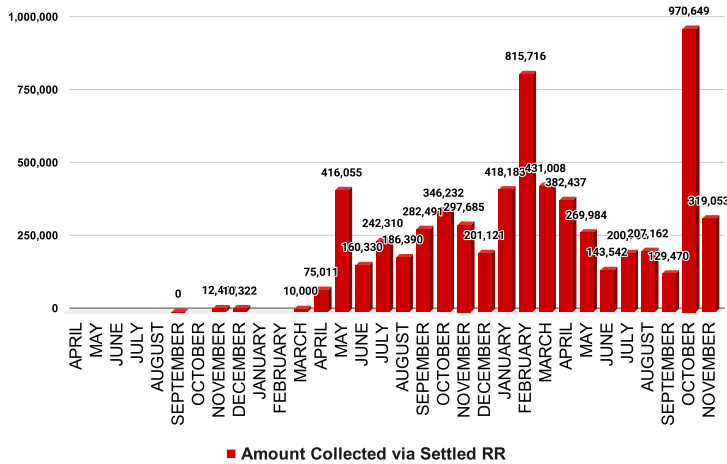
MOBILE NUMBER UPDATION	Marks	Total marks	Rank
	2.00	10	18



Mobile Number updation pending				
JULY	AUGUST	SEPTEMBER	OCTOBER	NOVEMBER
0	0	4	0	0

REVENUE RECOVERY STATUS	Marks	Total marks	Rank
	5.28	8	7

AMOUNT COLLECTED VIA SETTLED RR OF PREVIOUS MONTHS




MONTH	No of RR Notices Issued	No of RR Proceed	No Of RR Settled	Amount Collected via Settled RR
JUNE	116	172	15,178	143,542
JULY	124	70	28	200,706
AUGUST	124	0	50	207,162
SEPTEMBER	59	0	33	129,470
OCTOBER	104	1	180	970,649
NOVEMBER	240	224	57	319,053

JAL JEEVAN MISSION ROUTING

Marks	Total marks	Rank
10.00	10	16

CONNECTIONS ROUTED THROUGH E ABACUS & PENDING TO BE ROUTED AS ON OCT 2024



MONTH	Total No of JJM Connection	No of connection routed in e-abacus	Balance connection to be routed
JUNE	169	166	3

MONTH	Total No of JJM Connection	No of connection routed in e-abacus	Balance connection to be routed
JULY	82	100	23

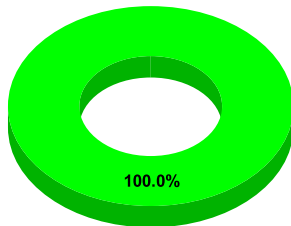
MONTH	Total No of JJM Connection	No of connection routed in e-abacus	Balance connection to be routed
AUGUST	78	47	54

MONTH	Total No of JJM Connection	No of connection routed in e-abacus	Balance connection to be routed
SEPTEMBER	69	46	39

MONTH	Total No of JJM Connection	No of connection routed in e-abacus	Balance connection to be routed
OCTOBER	30,251	30,251	0

MONTH	Total No of JJM Connection	No of connection routed in e-abacus	Balance connection to be routed
NOVEMBER	30,508	30,508	0

CONNECTIONS ROUTED THROUGH E ABACUS & PENDING TO BE ROUTED AS ON NOV 2024



Sources of data

Revenue Collection Data	DCB based on E-abacus data collected from Divisions and consolidated by RMC
Amnesty Data	Summary of Live data submitted by Revenue Division via Google sheet shared
Meter Reading Data	Data collected from division via google sheets
Faulty Meter Replacement Data	Data collected from division via google sheets
JJM Reading Posting	Data collected from division via google sheets
Moile Number updation Status	Data collected from division via google sheets
Disconnection data	Data collected from division via google sheets
BPL data	Data provided from DBA
Arrear Break up	Govt. Arrear , Central Govt. Arrear as on November based on e-abacus ; LSGD data based on DCB
Total Arrears and Total Connections	Data from DCB
Top Defaulters	Arrear data from E-abacus as on November