



# കേരള ജല അതോറിറ്റി

PATHANAMTHITTA	NOVEMBER	Report Generated at 07/01/2025 17:28:04	Rank -29
----------------	----------	---	----------

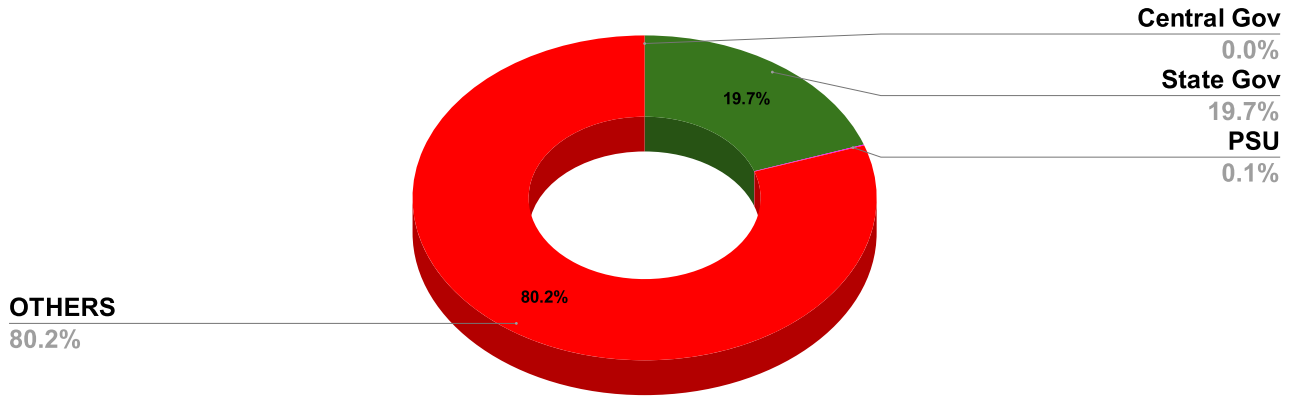
<b>Name of Executive Engineer</b>	Sri. Abraham Varghese
-----------------------------------	-----------------------

<b>Name of Revenue officer</b>	Sri.Padma Kumar K P
--------------------------------	---------------------

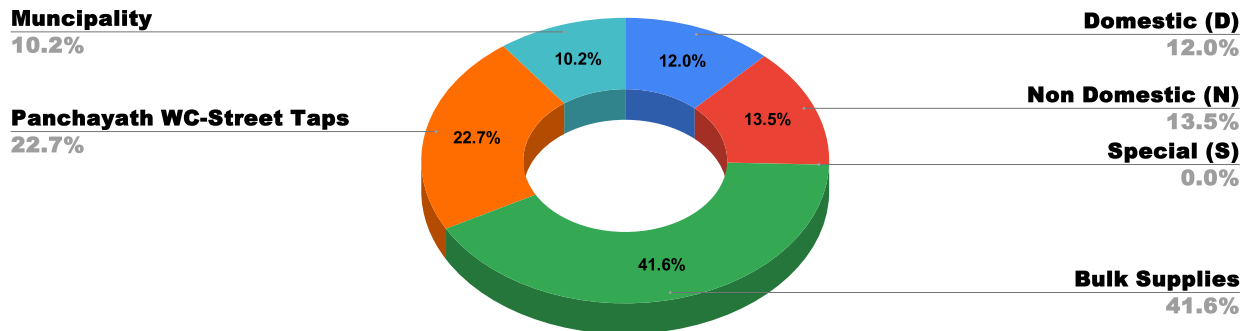
<b>CONNECTIONS AS ON AS ON NOVEMBER :</b>	<b>92,733</b>	<b>ARREARS IN CRORE AS ON NOVEMBER :</b>	<b>27.88</b>
---	---------------	--	--------------

ARREARS				
STATE GOVERNMENT	CENTRAL GOVERNMENT	PSU	OTHERS	LSGD
5,16,73,813	3,277	2,40,656	21,07,55,231	13,66,97,185

## ARREAR BREAK UP INCLUDING LSGD

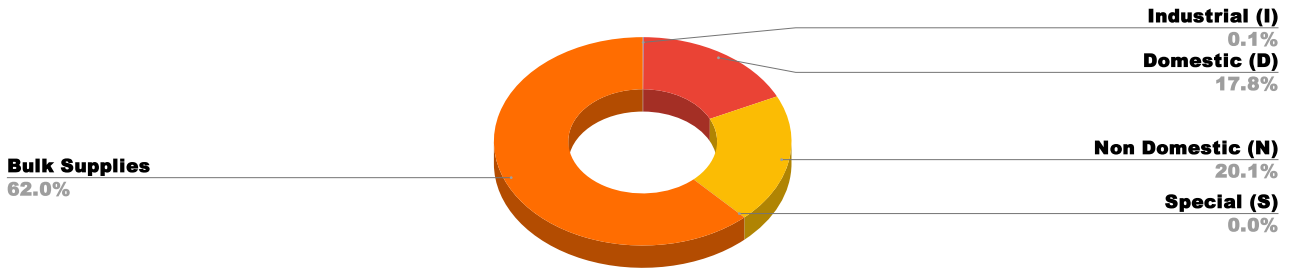


## ARREARS INCLUDING LSGD

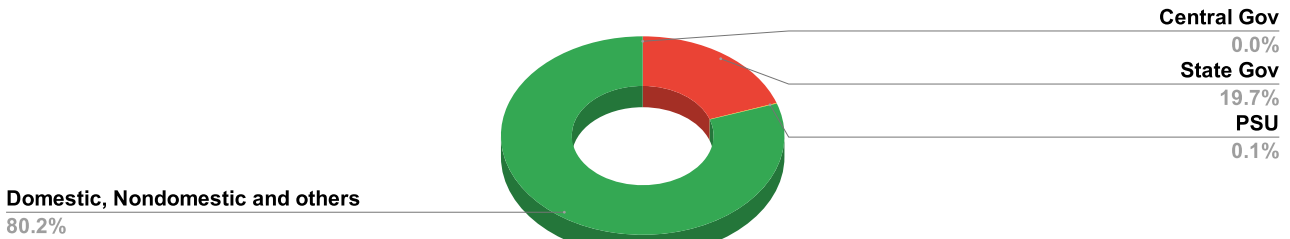


DOMESTIC	NON DOMESTIC	INDUSTRIAL	SPECIAL	BULK SUPPLY	Panchayath WC-Street Taps	Municipality WC -Street Taps	Corporation WC - Street Taps
4,96,32,477	5,60,68,483	2,92,700	40,425	17,27,73,183	9,42,88,308	4,24,08,877	0

### ARREARS WITH OUT LSGD



### ARREAR BREAK UP WITH OUT LSGD

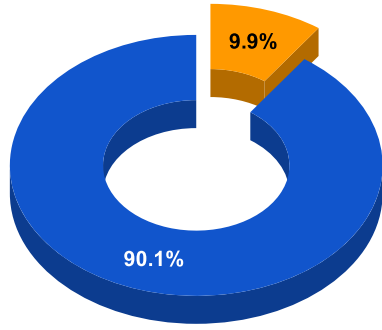


### TOP DEFAULTERS OF PATHANAMTHITTA FOR THE MONTH OF NOVEMBER

SL NO	NAME	ARREAR
1	THE SUPERINTENDENT, GENARAL HOSPITAL, NEW BLOCK BUILDING, .PATHANAMTHITTA	2,82,43,198
2	THE TAHASILDAR, MINI CIVIL STATION, THAHASILDAR, KOZHENCHERRY	69,02,876
3	THE PRINCIPAL, 401/A, WARD 1, MEDICAL EDUCATION, HEALTH DEPARTMENT, KONNI MEDICAL COLLEGE, KUMMANNOOR P O, .....	54,04,333
4	THAHASIL DAR, KOZHENCHERRY TALUK, MINI CIVIL STATION, .PATHANAMTHITTA	26,75,626
5	THE SUPERINTENDANT, GENERAL HOSPITAL, B & C BLOCK, PATHANAMTHITTA P.O	16,37,290
6	THE THAHASILDAR, MINI CIVIL STATION RANNI, RANNI TALUK OFFICE, RANNI P O	8,88,133
7	THE SUPERINTENDENT, GENARAL HOSPITAL, PATHANAMTHITTA, .	8,48,479
8	THE SECRETARY, KOZHENCERY GRAMA PANCHAYATH, VILLAGE OFFICE, KOZHENCHERY	4,38,005
9	THE DEPUTY SUPERINTENDENT OF POLICE, POLICE QUARTERS, OLD BLOCK D AND E, PATHANAMTHITTA	4,31,880
10	MUHAMMED HASHIM, PUTHEN BUNGLOW, FATHIMATOURIST HOME, ADOOR.P.O OLD ROUTE 101	3,11,179

**BPL DATA**

**BPL CONNECTIONS AS % OF TOTAL LIVE CONNECTIONS**

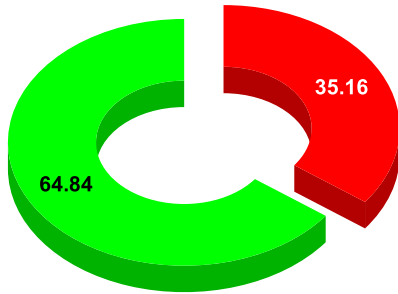


● BPL CONNECTIONS ● TOTAL LIVE CONNECTIONS

TOTAL NO OF BPL CONNECTIONS	
AS ON JULY 2023	8,763

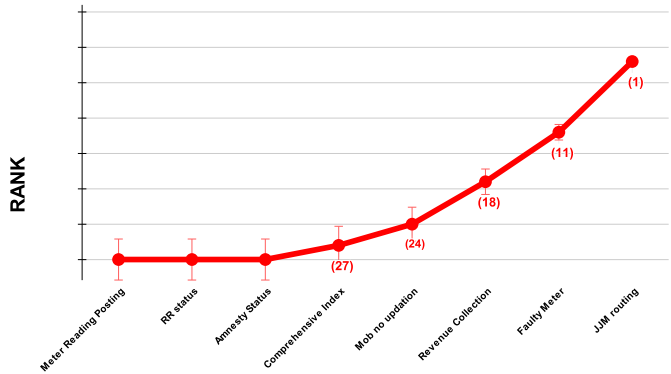
COMPREHENSIVE INDEX		
Marks	Total marks	Rank
61.56	100	29

**MARKS OBTAINED**



● Percent Score to be Achieved ● Percent Score Achieved

**DIVISION RANK IN VARIOUS PARAMETERS**

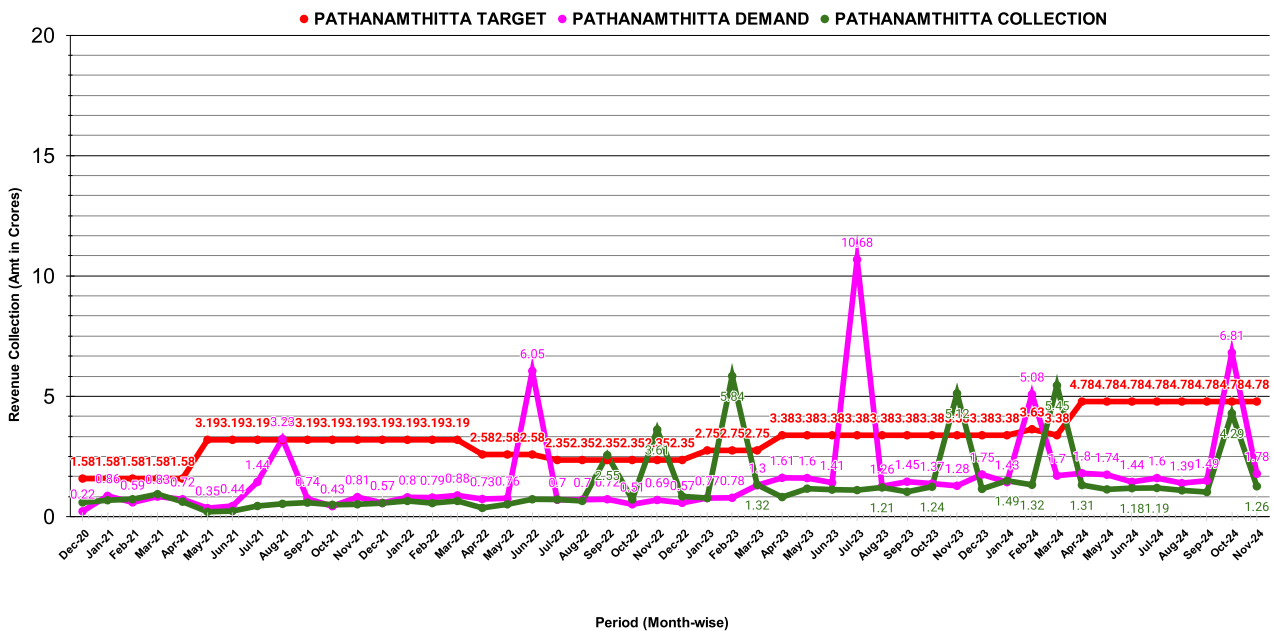


	Marks	Total marks	Rank
<u>COMPREHENSIVE INDEX</u>	61.56	100	29
<u>REVENUE COLLECTION ACHIEVEMENT</u>	11.72	25	30
<u>METER READING POSTING</u>	20.96	16	9
<u>FAULTY METER REPLACEMENT</u>	15.47	20	16
<u>MOBILE NO UPDATION</u>	2.00	10	19
<u>REVENUE RECOVERY STATUS</u>	1.40	8	23
<u>JAL JEEVAN MISSION ROUTING</u>	10.00	10	17
<u>AMNESTY</u>	1.40	11	

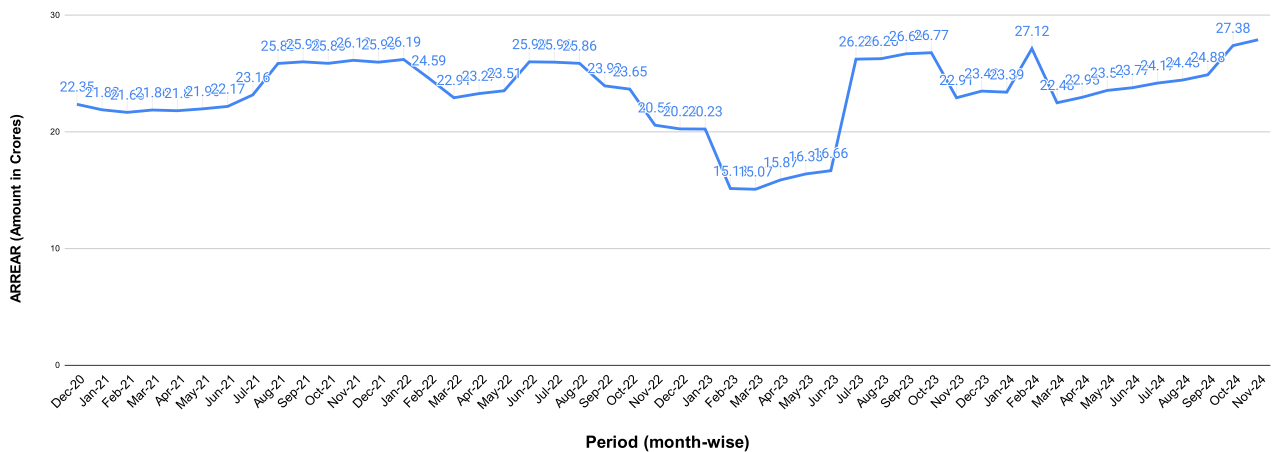
# REVENUE COLLECTION ACHIEVEMENT

Marks	Total marks	Rank
11.72	25.00	30

## DEMAND, TARGET AND COLLECTION TREND (EXCLUDING LSGD)

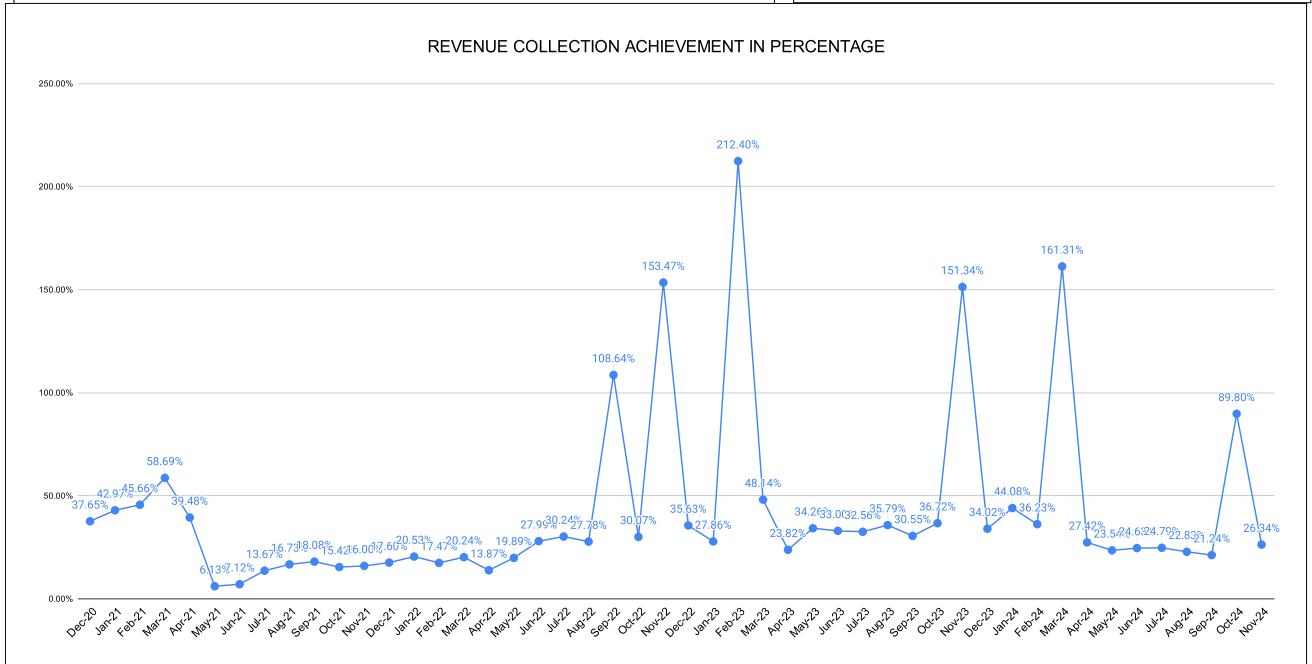
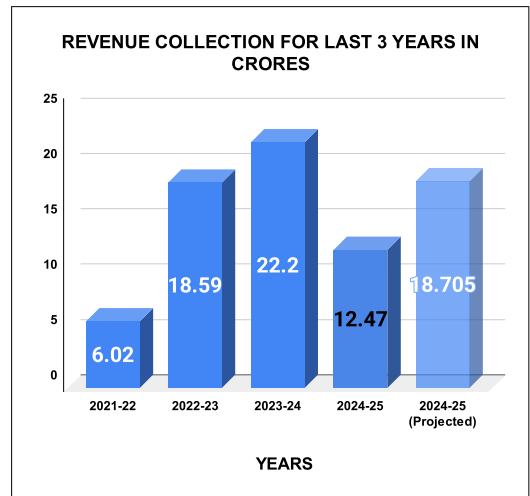
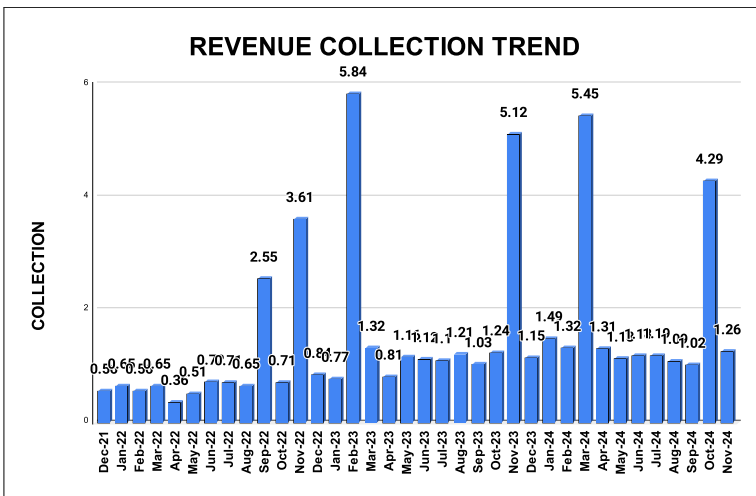


## ARREAR WITHOUT LSGD TREND

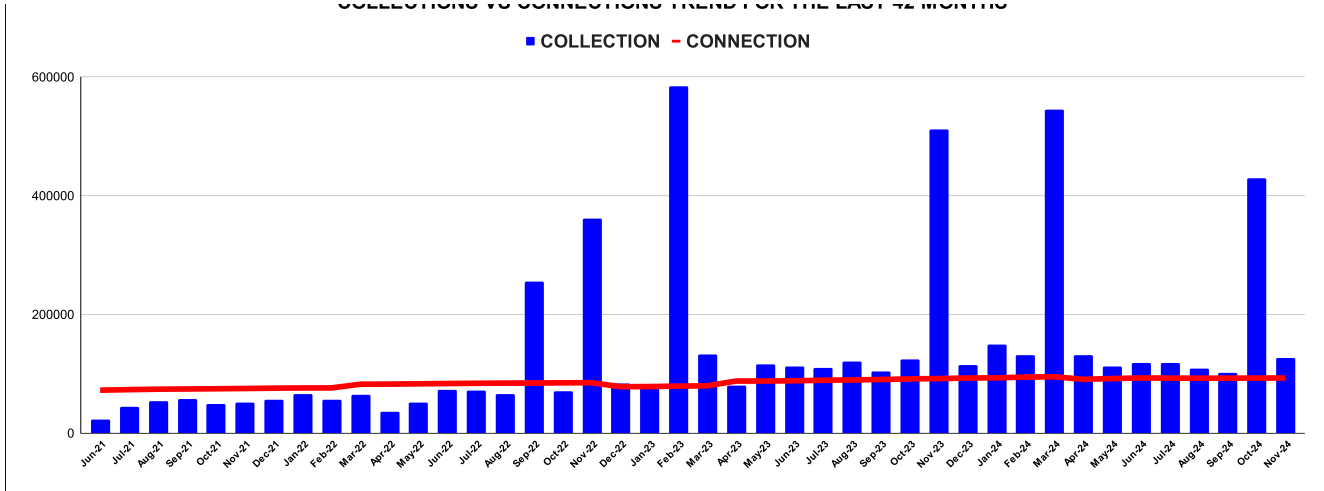


## COLLECTION IN LAKHS

YEAR	April	May	June	July	August	September	October	November	December	January	February	March
2020-21	304.00	27.86	58.61	37.22	35.24	45.00	56.29	57.00	59.48	67.89	72.15	92.73
2021-22	62.38	19.55	22.70	43.59	53.37	57.68	49.18	51.05	56.14	65.50	55.72	64.57
2022-23	35.78	51.32	72.21	71.08	65.28	255.31	70.66	360.65	83.72	76.60	584.09	132.39
2023-24	80.50	115.80	111.53	110.06	120.98	103.26	124.11	511.54	114.99	148.99	131.51	545.22
2024-25	131.06	112.52	117.71	118.51	109.11	101.52	429.23	125.93				
YEAR	2020-21	2021-22	2022-23	2023-24	2024-25	2024-25 (Proj)						
COLLECTION IN LAKHS	913.47	601.43	1,859.10	2,218.49	1,245.58	1,868.38						



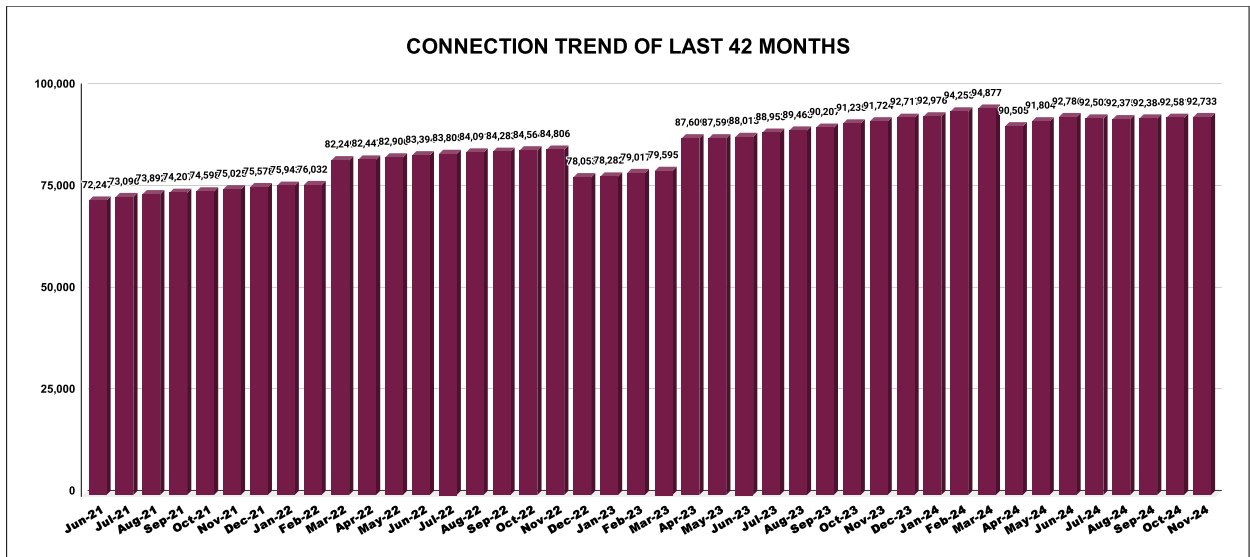
COLLECTION VS CONNECTIONS TREND FOR THE LAST 42 MONTHS



CONNECTION OF LAST 56 MONTHS

YEAR	April	May	June	July	August	September	October	November	December	January	February	March
2020-21	58,147	58,320	58,565	58,494	58,569	58,614	58,768	59,159	60,172	60,172	64,649	67,925
2021-22	69,721	70,984	72,247	73,096	73,892	74,207	74,598	75,025	75,578	75,943	76,032	82,249
2022-23	82,447	82,906	83,394	83,805	84,091	84,283	84,564	84,806	78,053	78,282	79,017	79,595
2023-24	87,609	87,599	88,013	88,953	89,463	90,207	91,235	91,724	92,717	92,976	94,253	94,877
2024-25	90,505	91,804	92,786	92,503	92,375	92,384	92,581	92,733				

CONNECTION TREND OF LAST 42 MONTHS



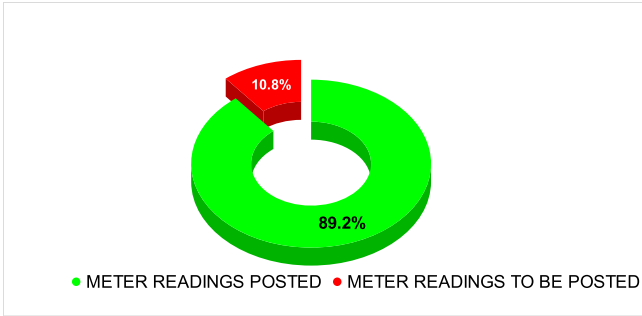
METER READING POSTING

Marks	Total marks	Rank
20.96	16	9

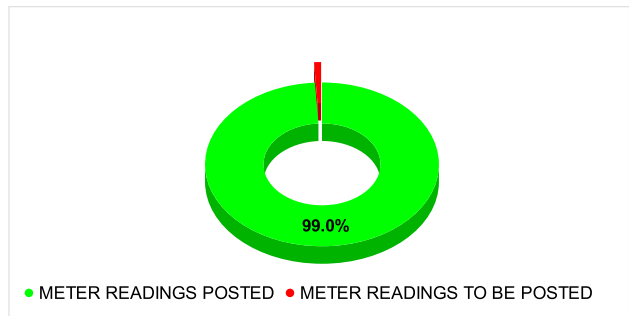
Total No. of Live connection on June	Total No. of readings posted on June	Total Readings of June against 50% Total Live Connections of June 24
90,278	40,256	89.18%
Total No. of Live connection on August	Total No. of readings posted on August	Total Readings of August against 50% Total Live Connections of August 24
89,443	44,094	98.60%
Total No. of Live connection on October	Total No. of readings posted on October	Total Readings of October against 50% Total Live Connections of October 24
88,831	44,444	100.06%

Total No. of Live connection on July	Total No. of readings posted on July	Total Readings of July against 50% Total Live Connections of July 24
73,821	36,554	99.03%
Total No. of Live connection on September	Total No. of readings posted on September	Total Readings of September against 50% Total Live Connections of September 24
89,129	44,264	99.33%
Total No. of Live connection on November	Total No. of readings posted on November	Total Readings of November against 50% Total Live Connections of November 24
88,918	44,335	99.72%

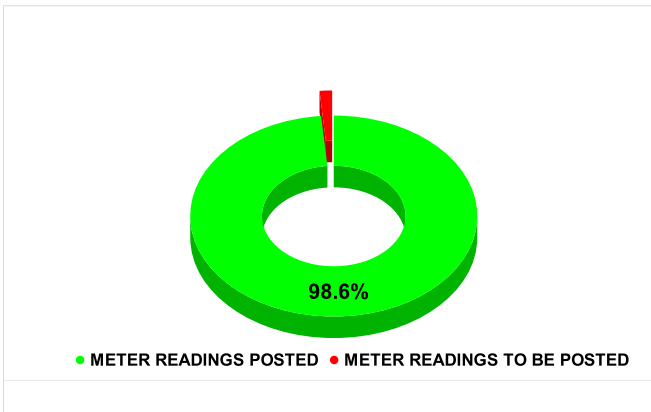
**METER READING POSTING % AGAINST NUMBER OF LIVE CONNECTIONS OF JUNE**



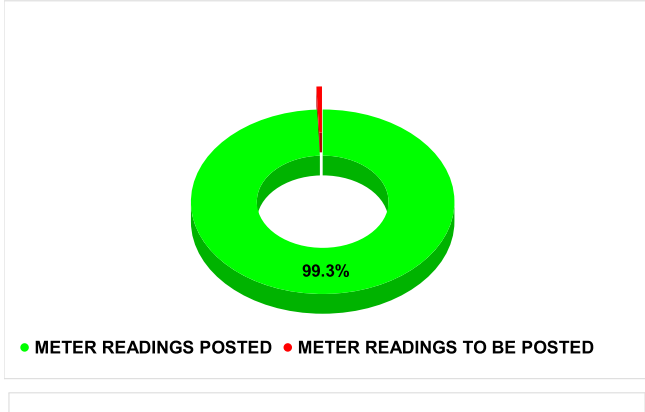
**METER READING POSTING % AGAINST NUMBER OF LIVE CONNECTIONS OF JULY**




**METER READING POSTING % AGAINST NUMBER OF LIVE CONNECTIONS OF AUGUST**



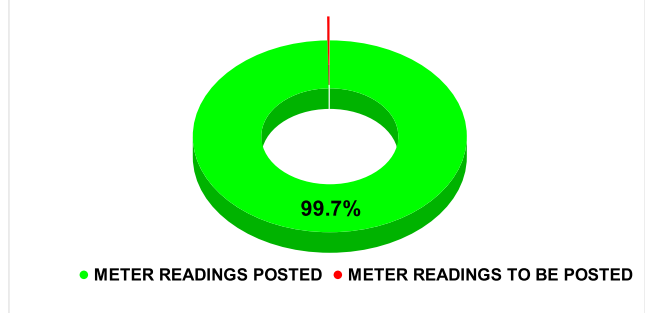
**METER READING POSTING % AGAINST NUMBER OF LIVE CONNECTIONS OF SEPTEMBER**



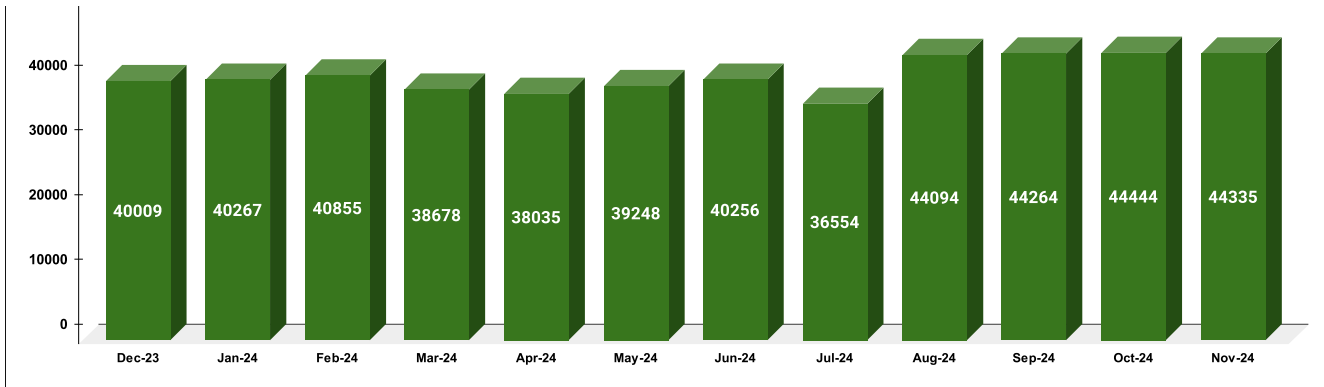
**METER READING POSTING % AGAINST NUMBER OF LIVE CONNECTIONS OF OCTOBER**



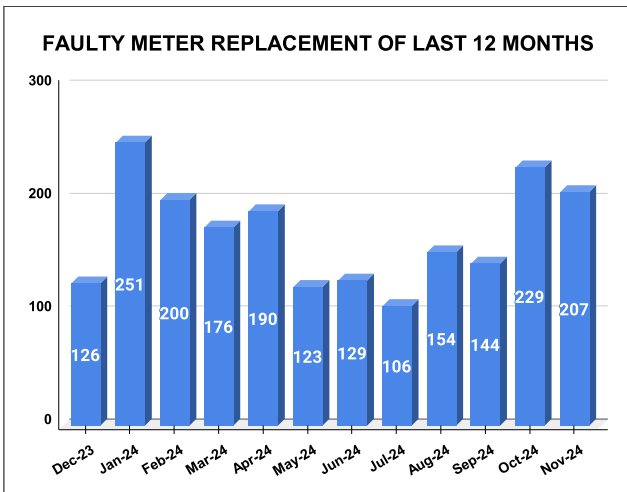
**METER READING POSTING % AGAINST NUMBER OF LIVE CONNECTIONS OF NOVEMBER**



**METER READING POSTED FOR LAST 12 MONTHS**




**FAULTY METER** Marks **15.47** Total marks **20** Rank **16**




MONTH	Total No.of Faulty meters	Number of Faulty meter replaced	Number of Faulty meter pending
JUNE	586	129	457
JULY	547	106	441
AUGUST	530	154	376
SEPTEMBER	918	144	774
OCTOBER	465	229	236
NOVEMBER	377	207	170

FAULTY METER REPLACED VS FAULTY METER TO BE REPLACED ON OCTOBER



● NO OF FAULTY METERS REPLACED  
● FAULTY METERS TO BE REPLACED

FAULTY METER REPLACED VS FAULTY METER TO BE REPLACED ON NOVEMBER

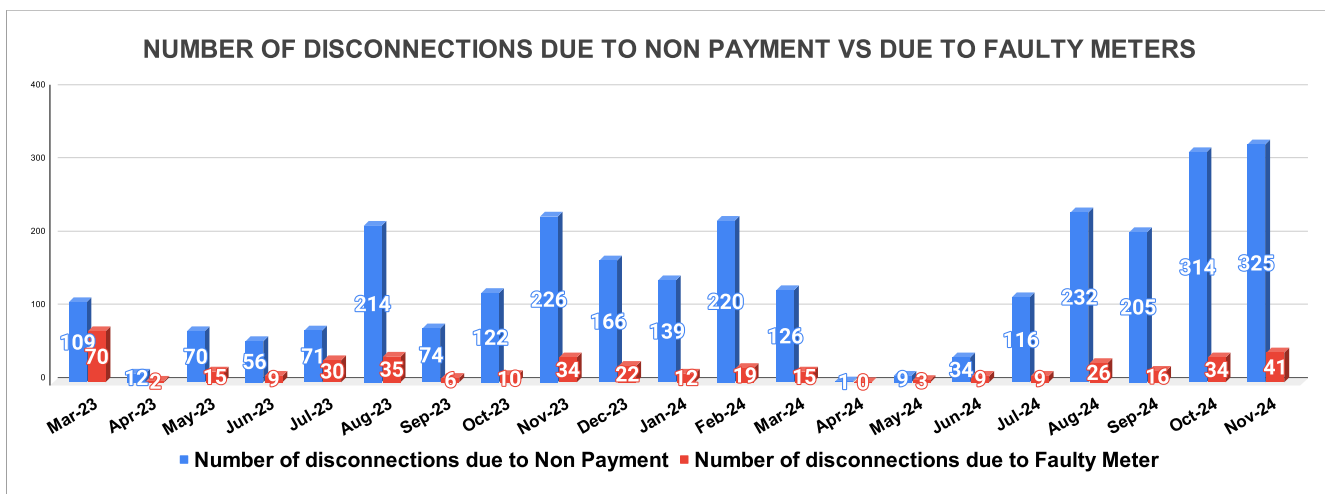


● NO OF FAULTY METERS REPLACED  
● FAULTY METERS TO BE REPLACED

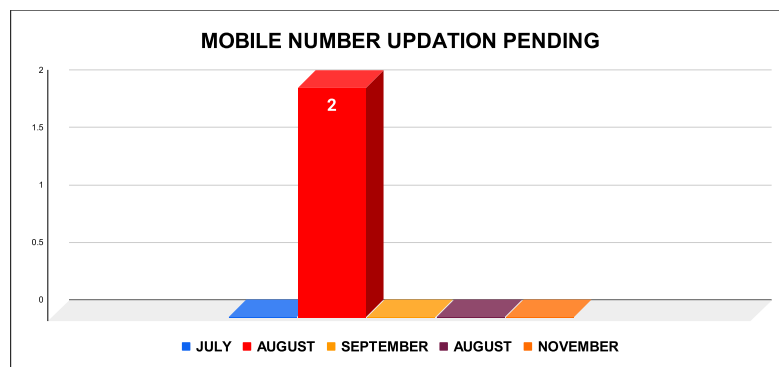
**DISCONNECTION STATUS** Marks **-** Total marks **-** Rank **-**



DISCONNECTI ONS	APRIL	MAY	JUNE	JULY	AUGUST	SEPTEMBER	OCTOBER	NOVEMBER	DECEMBER	JANUARY	FEBRUARY	MARCH
DUE TO NON PAYMENT ( )	12	70	56	71	214	74	122	226	166	139	220	126
DUE TO FAULTY METER ( )	2	15	9	30	35	6	10	34	22	12	19	15
DUE TO NON PAYMENT ( )	1	9	34	116	232	205	314	325				
DUE TO FAULTY METER ( )	0	3	9	9	26	16	34	41				



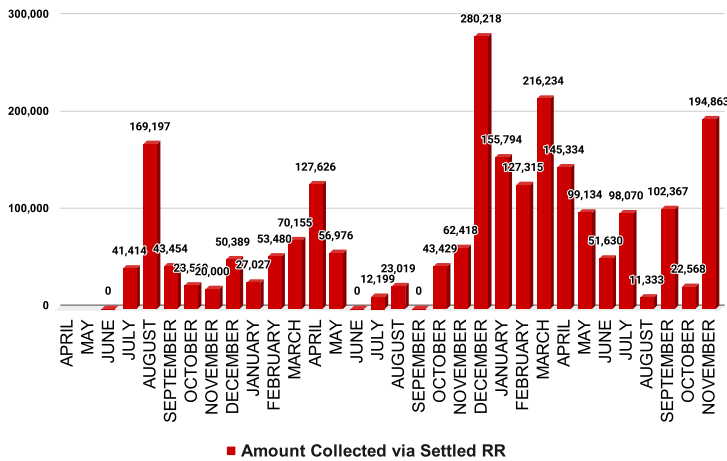
MOBILE NUMBER UPDATION	Marks	Total marks	Rank
	2.00	10	19



Mobile Number updation pending				
JULY	AUGUST	SEPTEMBER	OCTOBER	NOVEMBER
0	2	0	0	0

REVENUE RECOVERY STATUS	Marks	Total marks	Rank
	1.40	8	23

**AMOUNT COLLECTED VIA SETTLED RR OF PREVIOUS MONTHS**




MONTH	No of RR Notices Issued	No of RR Proceed	No Of RR Settled	Amount Collected via Settled RR
JUNE	15	42	9	51,630
JULY	33	18	11	98,070
AUGUST	102	4	3	11,333
SEPTEMBER	108	35	9	102,367
OCTOBER	135	57	4	22,568
NOVEMBER	247	56	26	194,863

**JAL JEEVAN MISSION ROUTING**

Marks	Total marks	Rank
10.00	10	17

**CONNECTIONS ROUTED THROUGH E ABACUS & PENDING TO BE ROUTED AS ON OCT 2024**




MONTH	Total No of JJM Connection	No of connection routed in e-abacus	Balance connection to be routed
JUNE	1,059	1,059	0

MONTH	Total No of JJM Connection	No of connection routed in e-abacus	Balance connection to be routed
JULY	162	162	0

MONTH	Total No of JJM Connection	No of connection routed in e-abacus	Balance connection to be routed
AUGUST	174	174	0

**CONNECTIONS ROUTED THROUGH E ABACUS & PENDING TO BE ROUTED AS ON NOV 2024**



MONTH	Total No of JJM Connection	No of connection routed in e-abacus	Balance connection to be routed
SEPTEMBER	155	155	0

MONTH	Total No of JJM Connection	No of connection routed in e-abacus	Balance connection to be routed
OCTOBER	1,079	1,079	0

MONTH	Total No of JJM Connection	No of connection routed in e-abacus	Balance connection to be routed
NOVEMBER	3,153	3,153	0

**Sources of data**

Revenue Collection Data	DCB based on E-abacus data collected from Divisions and consolidated by RMC
Amnesty Data	Summary of Live data submitted by Revenue Division via Google sheet shared
Meter Reading Data	Data collected from division via google sheets
Faulty Meter Replacement Data	Data collected from division via google sheets
JJM Reading Posting	Data collected from division via google sheets
Moile Number updation Status	Data collected from division via google sheets
Disconnection data	Data collected from division via google sheets
BPL data	Data provided from DBA
Arrear Break up	Govt. Arrear , Central Govt. Arrear as on November based on e-abacus ; LSGD data based on DCB
Total Arrears and Total Connections	Data from DCB
Top Defaulters	Arrear data from E-abacus as on November