



കേരള ജല അതോറിറ്റി

THIRUVALLA	NOVEMBER	Report Generated at 07/01/2025 17:27:47	Rank -8
-------------------	----------	---	----------------

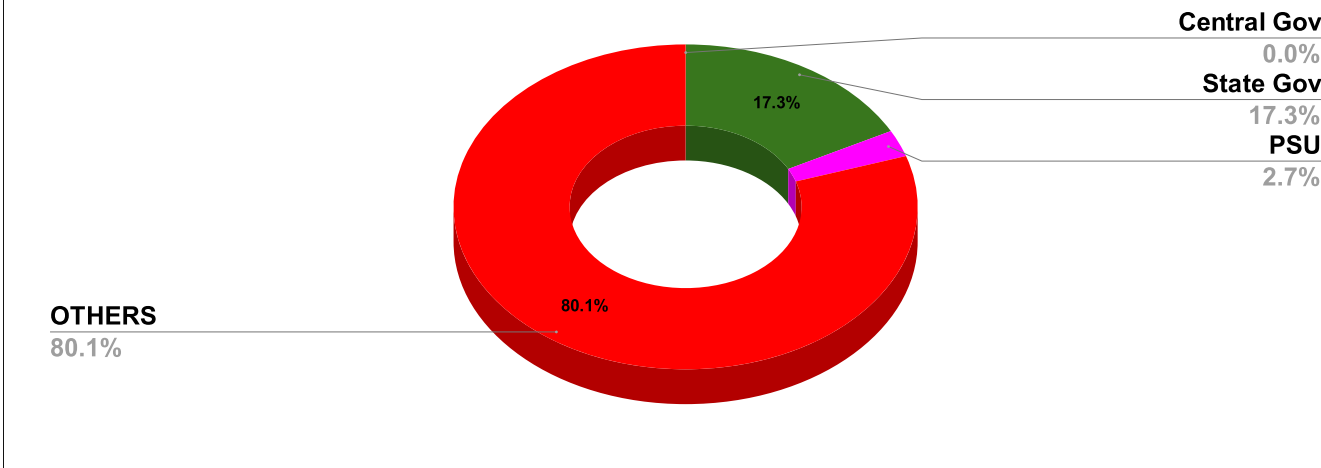
Name of Executive Engineer	Smt. Karthika
-----------------------------------	---------------

Name of Revenue officer	Smt. Sreelatha S
--------------------------------	------------------

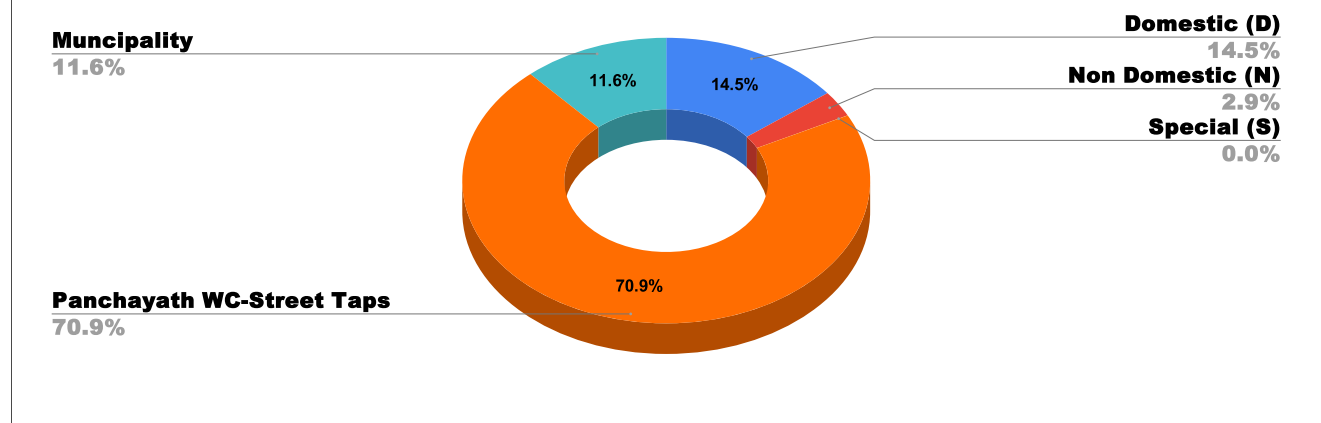
CONNECTIONS AS ON AS ON NOVEMBER :	1,34,391	ARREARS IN CRORE AS ON NOVEMBER :	11.47
---	-----------------	--	--------------

ARREARS				
STATE GOVERNMENT	CENTRAL GOVERNMENT	PSU	OTHERS	LSGD
65,73,159	5,380	10,13,176	3,04,93,203	54,10,54,839

ARREAR BREAK UP INCLUDING LSGD



ARREARS INCLUDING LSGD



DOMESTIC	NON DOMESTIC	INDUSTRIAL	SPECIAL	BULK SUPPLY	Panchayath WC-Street Taps	Municipality WC -Street Taps	Corporation WC - Street Taps
9,51,26,242	1,92,70,803	1,81,151	1,01,717	0	46,49,96,938	7,60,57,901	0

ARREARS WITH OUT LSGD

Special (S)

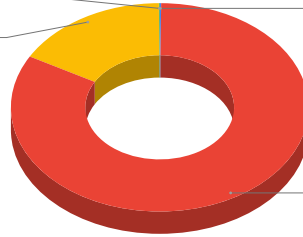
0.1%

Non Domestic (N)

16.8%

Industrial (I)

0.2%



Domestic (D)

82.9%

ARREAR BREAK UP WITH OUT LSGD

Central Gov

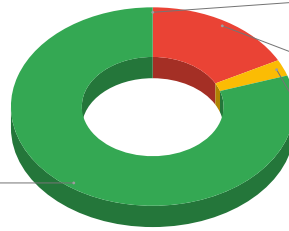
0.0%

State Gov

17.3%

PSU

2.7%



Domestic, Nondomestic and others

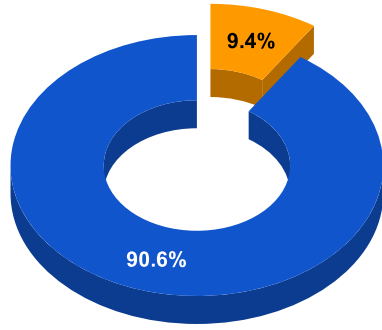
80.1%

TOP DEFAULTERS OF THIRUVALLA FOR THE MONTH OF NOVEMBER

SL NO	NAME	ARREAR
1	THE THAHASEELDAR, TALUK OFFICE, MINI CIVIL STATION, MALLAPPALLY	8,79,578
2	HEADMASTER, GOVT. GIRLS HIGH SCHOOL, THIRUVALLA,	7,58,237
3	THE SECRATARY, KERALA HOUSING BOARD, REV.TOWER, THIRUVALLA	7,37,594
4	MATHEW T.V, THAYYIL, THIRUVALLA, PH; 9562697181	5,66,165
5	THE COMMISSIONER, MUNICIPAL COUNCIL, THIRUVALLA MUNICIPALITY,	5,34,185
6	RAMESAN, ALANCHERRIL, III/194, PERINGARA, PERINGARA, PH:9526582615	2,82,122
7	THE PROJECT MANAGER, KERALA STATE TRANSPORT PROJECT, PERUMTHURUTHY PO, BAKERY	2,28,465
8	SIJUMON JOSEPH, MUTTUMPURAM, MUTTAR, MITHRAKARY	1,96,893
9	OOMMAN VARGHESE, KALATHIL HOUSE, VAKATHANAM PO, NJALIAKUZHAY	1,89,863
10	THE ASST. EDUCATION OFFICER, THIRUVALLA, L,	1,67,486

BPL DATA

BPL CONNECTIONS AS % OF TOTAL LIVE CONNECTIONS

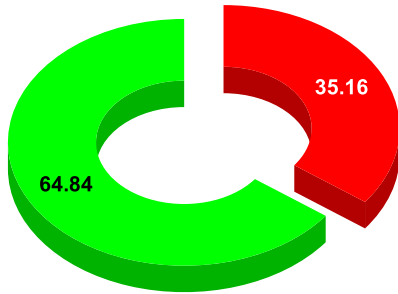


● BPL CONNECTIONS ● TOTAL LIVE CONNECTIONS

TOTAL NO OF BPL CONNECTIONS	
AS ON JULY 2023	12,235

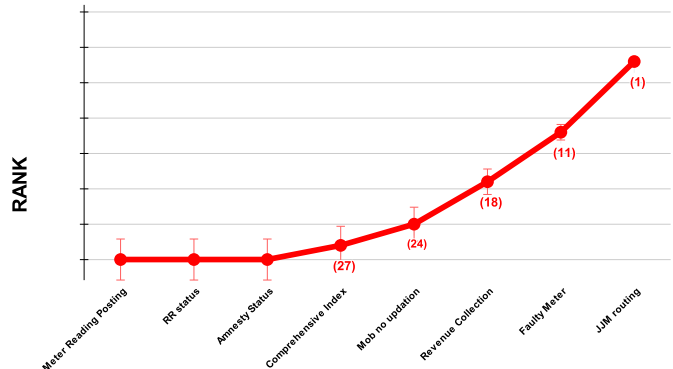
COMPREHENSIVE INDEX	Marks	Total marks	Rank
	74.03	100	8

MARKS OBTAINED



● Percent Score to be Achieved ● Percent Score Achieved

DIVISION RANK IN VARIOUS PARAMETERS

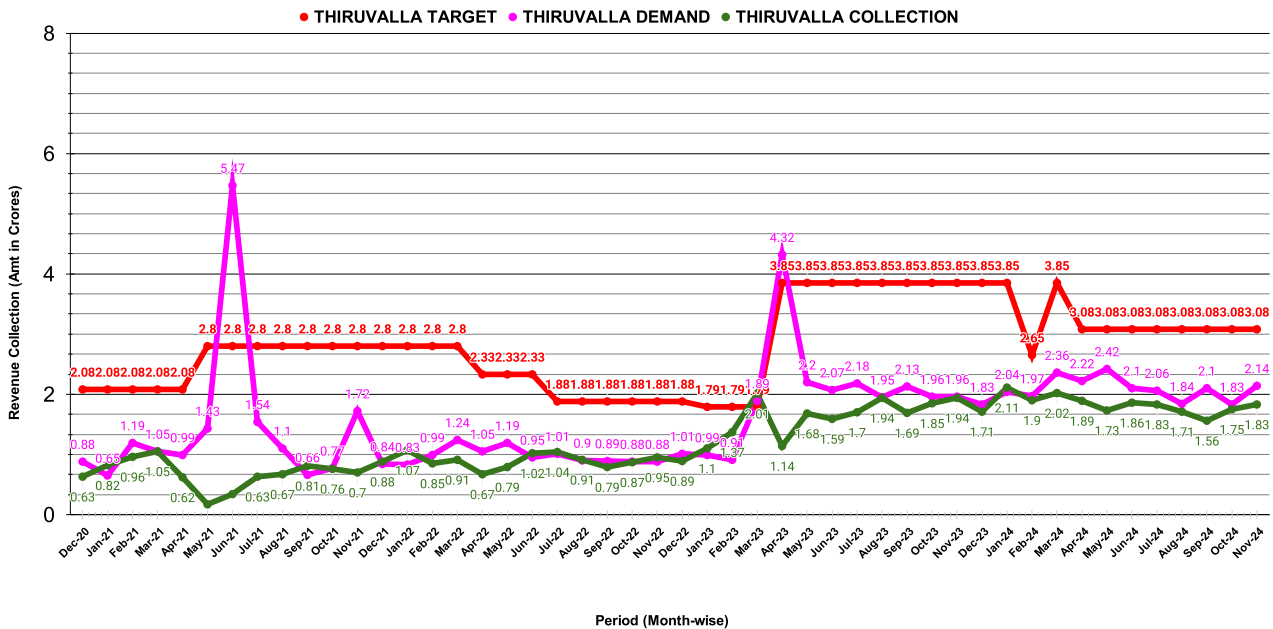


	Marks	Total marks	Rank
<u>COMPREHENSIVE INDEX</u>	74.03	100	8
<u>REVENUE COLLECTION ACHIEVEMENT</u>	20.69	25	13
<u>METER READING POSTING</u>	20.51	16	17
<u>FAULTY METER REPLACEMENT</u>	18.77	20	5
<u>MOBILE NO UPDATION</u>	1.88	10	29
<u>REVENUE RECOVERY STATUS</u>	2.37	8	18
<u>JAL JEEVAN MISSION ROUTING</u>	9.81	10	27
<u>AMNESTY</u>	2.37	11	

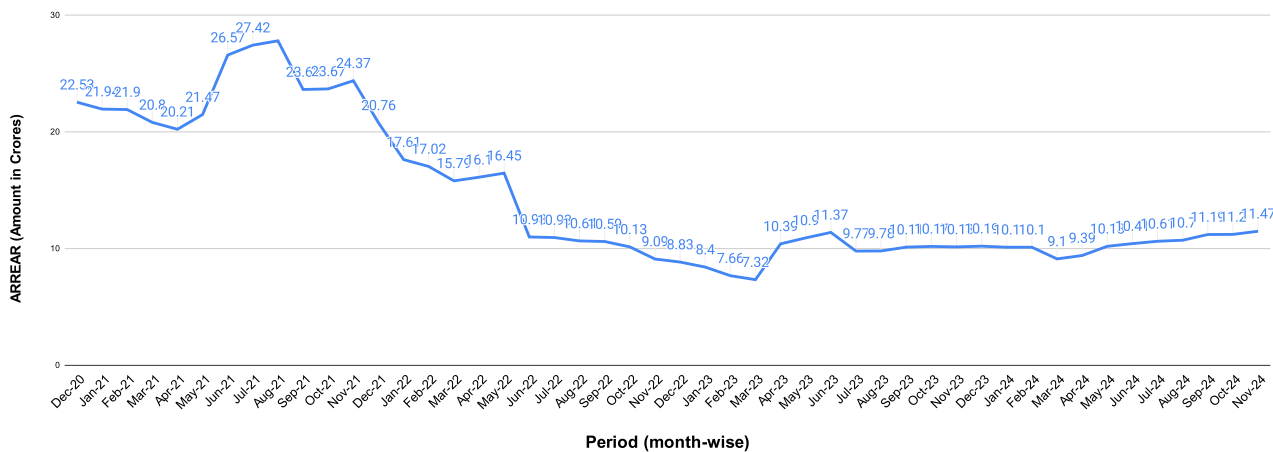
REVENUE COLLECTION ACHIEVEMENT

Marks	Total marks	Rank
20.69	25.00	13

DEMAND, TARGET AND COLLECTION TREND (EXCLUDING LSGD)



ARREAR WITHOUT LSGD TREND

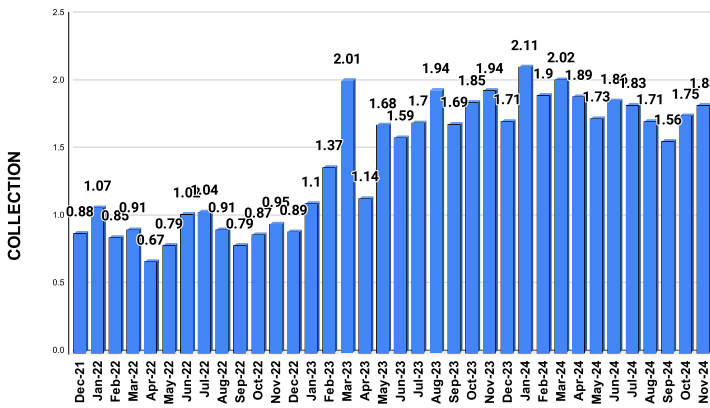


COLLECTION IN LAKHS

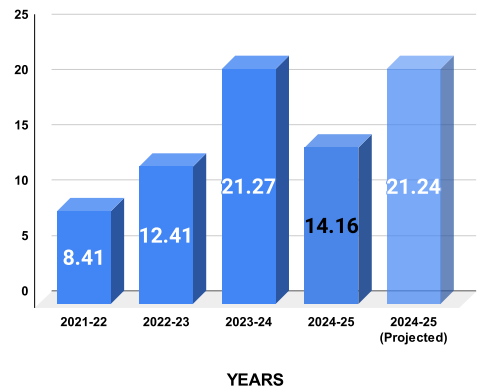
YEAR	April	May	June	July	August	September	October	November	December	January	February	March
2020-21	9.64	41.89	78.99	67.61	49.80	55.41	65.21	90.86	62.90	82.32	95.78	104.51
2021-22	62.30	16.76	34.01	63.43	67.14	80.87	75.53	69.57	87.77	106.77	85.34	91.39
2022-23	67.29	79.13	102.03	103.80	91.20	79.40	87.25	94.78	89.42	110.31	136.51	201.07
2023-24	114.08	167.74	159.43	169.98	193.83	169.00	185.42	194.16	170.56	211.33	189.96	202.44
2024-25	188.86	172.84	185.71	182.62	171.05	156.00	175.28	183.21				

YEAR	2020-21	2021-22	2022-23	2023-24	2024-25	2024-25 (Proj)
COLLECTION IN LAKHS	804.92	840.87	1,242.16	2,127.93	1,415.56	2,123.34

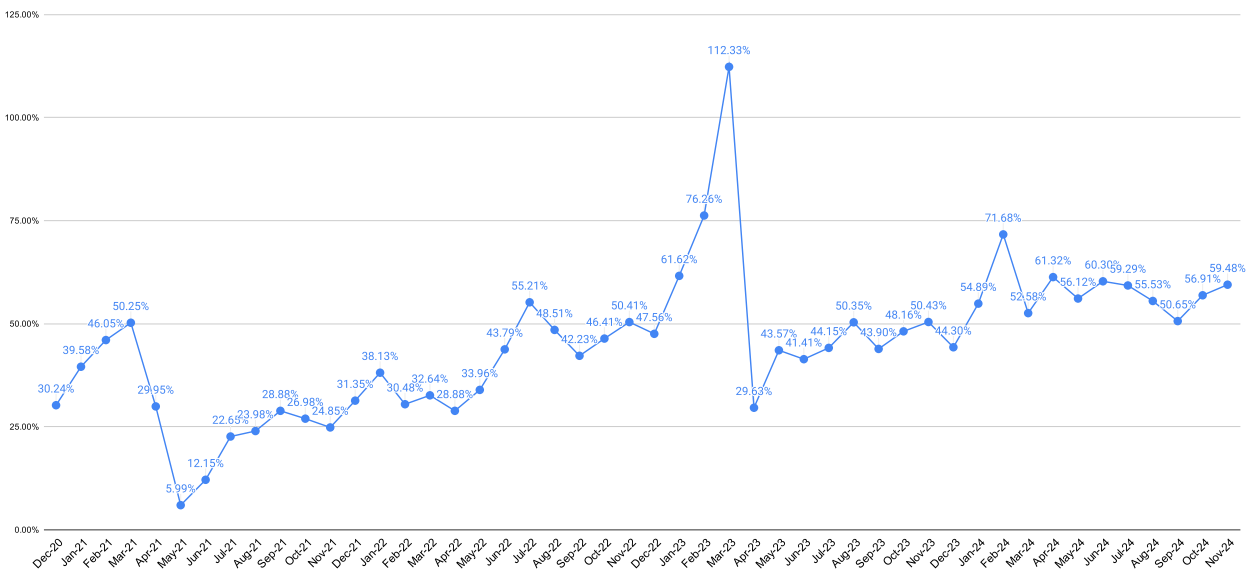
REVENUE COLLECTION TREND



REVENUE COLLECTION FOR LAST 3 YEARS IN CRORES

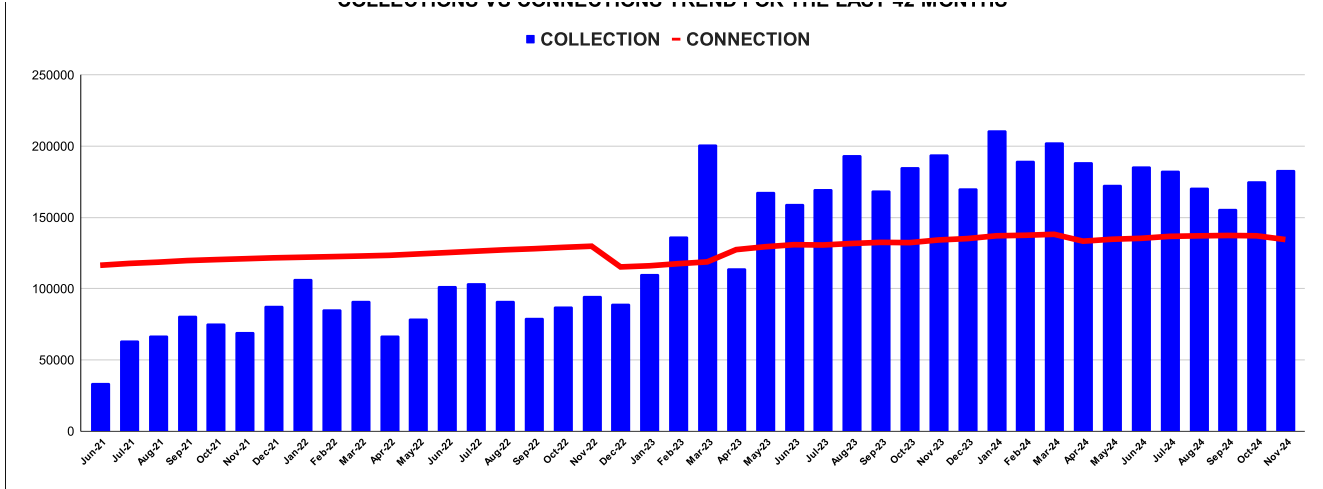


REVENUE COLLECTION ACHIEVEMENT IN PERCENTAGE



COLLECTIONS VS CONNECTIONS TREND FOR THE LAST 42 MONTHS

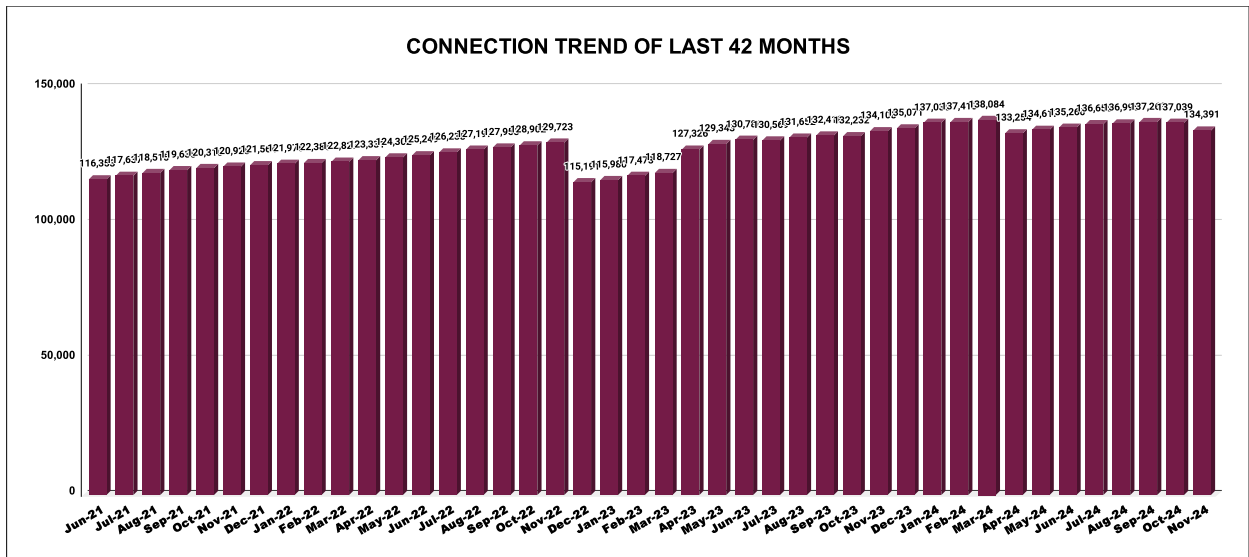
COLLECTION VS CONNECTIONS TREND FOR THE LAST 42 MONTHS



CONNECTION OF LAST 56 MONTHS

YEAR	April	May	June	July	August	September	October	November	December	January	February	March
2020-21	93,233	93,716	94,223	94,595	94,765	94,946	95,067	1,02,037	1,03,269	1,06,193	1,09,165	1,13,049
2021-22	1,13,832	1,15,001	1,16,353	1,17,637	1,18,515	1,19,635	1,20,310	1,20,925	1,21,564	1,21,976	1,22,386	1,22,827
2022-23	1,23,331	1,24,302	1,25,249	1,26,238	1,27,197	1,27,953	1,28,902	1,29,723	1,15,191	1,15,980	1,17,473	1,18,727
2023-24	1,27,326	1,29,343	1,30,786	1,30,569	1,31,652	1,32,418	1,32,232	1,34,108	1,35,071	1,37,030	1,37,413	1,38,084
2024-25	1,33,254	1,34,617	1,35,260	1,36,658	1,36,995	1,37,263	1,37,039	1,34,391				

CONNECTION TREND OF LAST 42 MONTHS

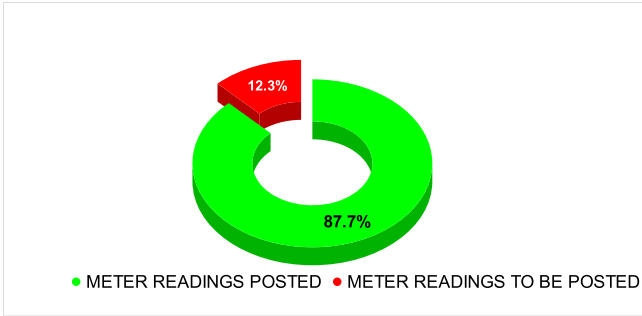


METER READING POSTING	Marks	Total marks	Rank
	20.51	16	17

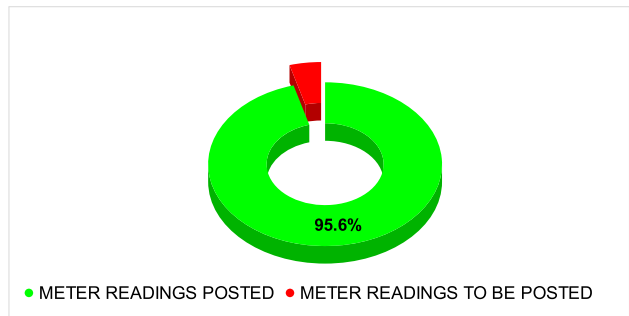
Total No. of Live connection on June	Total No. of readings posted on June	Total Readings of June against 50% Total Live Connections of June 24
128,428	56,334	87.73%
Total No. of Live connection on August	Total No. of readings posted on August	Total Readings of August against 50% Total Live Connections of August 24
127,523	56,578	88.73%
Total No. of Live connection on October	Total No. of readings posted on October	Total Readings of October against 50% Total Live Connections of October 24
127,358	56,525	88.77%

Total No. of Live connection on July	Total No. of readings posted on July	Total Readings of July against 50% Total Live Connections of July 24
128,843	61,616	95.65%
Total No. of Live connection on September	Total No. of readings posted on September	Total Readings of September against 50% Total Live Connections of September 24
127,491	65,734	103.12%
Total No. of Live connection on November	Total No. of readings posted on November	Total Readings of November against 50% Total Live Connections of November 24
122,979	62,194	101.15%

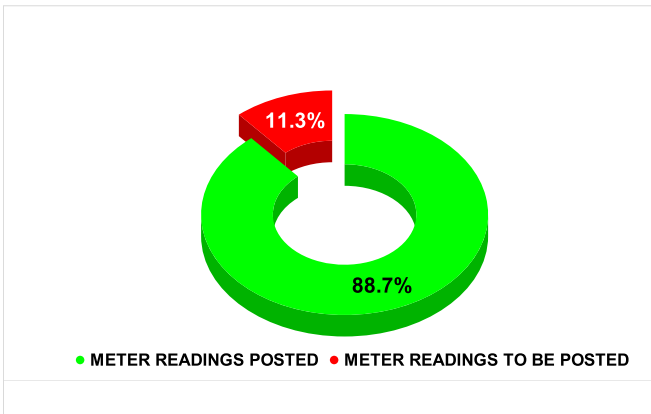
METER READING POSTING % AGAINST NUMBER OF LIVE CONNECTIONS OF JUNE




METER READING POSTING % AGAINST NUMBER OF LIVE CONNECTIONS OF JULY



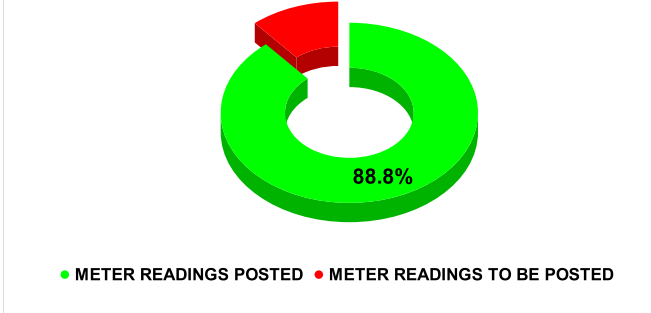
METER READING POSTING % AGAINST NUMBER OF LIVE CONNECTIONS OF AUGUST



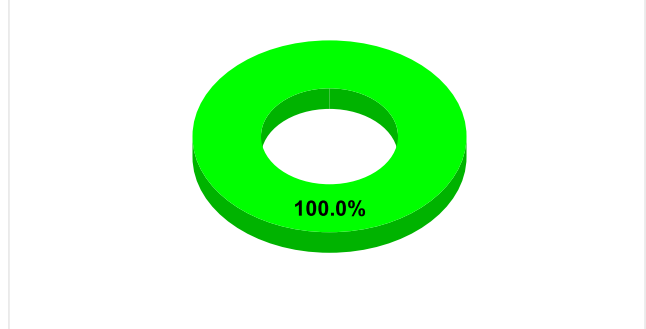
METER READING POSTING % AGAINST NUMBER OF LIVE CONNECTIONS OF SEPTEMBER



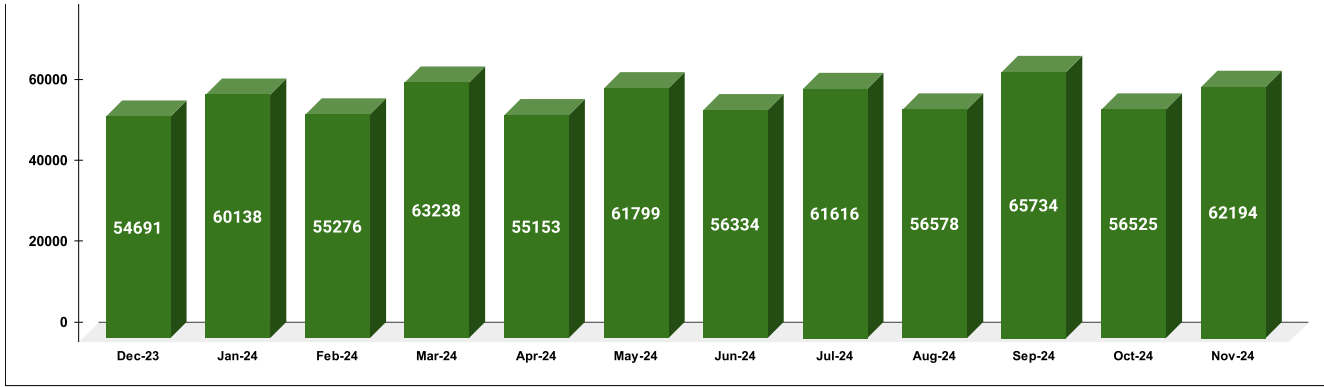
METER READING POSTING % AGAINST NUMBER OF LIVE CONNECTIONS OF OCTOBER



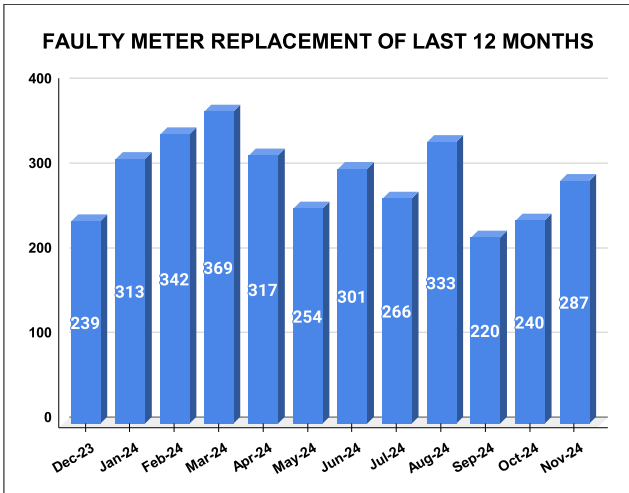
METER READING POSTING % AGAINST NUMBER OF LIVE CONNECTIONS OF NOVEMBER



METER READING POSTED FOR LAST 12 MONTHS

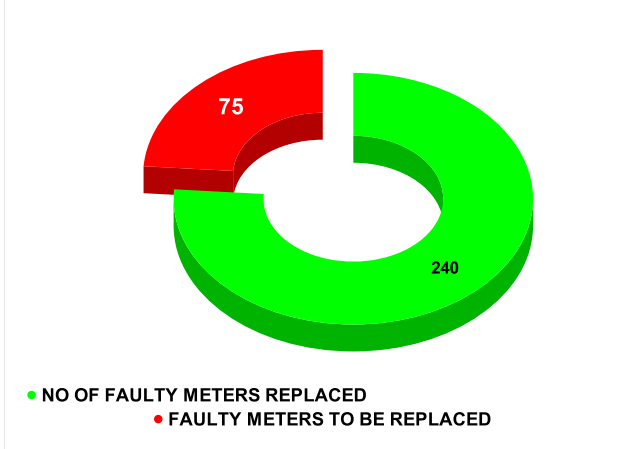


FAULTY METER Marks **18.77** Total marks **20** Rank **5**

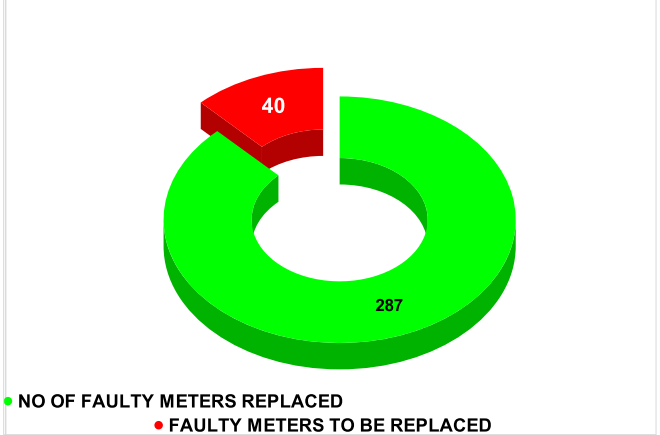


MONTH	Total No.of Faulty meters	Number of Faulty meter replaced	Number of Faulty meter pending
JUNE	922	301	621
JULY	830	266	564
AUGUST	471	333	138
SEPTEMBER	354	220	134
OCTOBER	315	240	75
NOVEMBER	327	287	40

FAULTY METER REPLACED VS FAULTY METER TO BE REPLACED ON OCTOBER

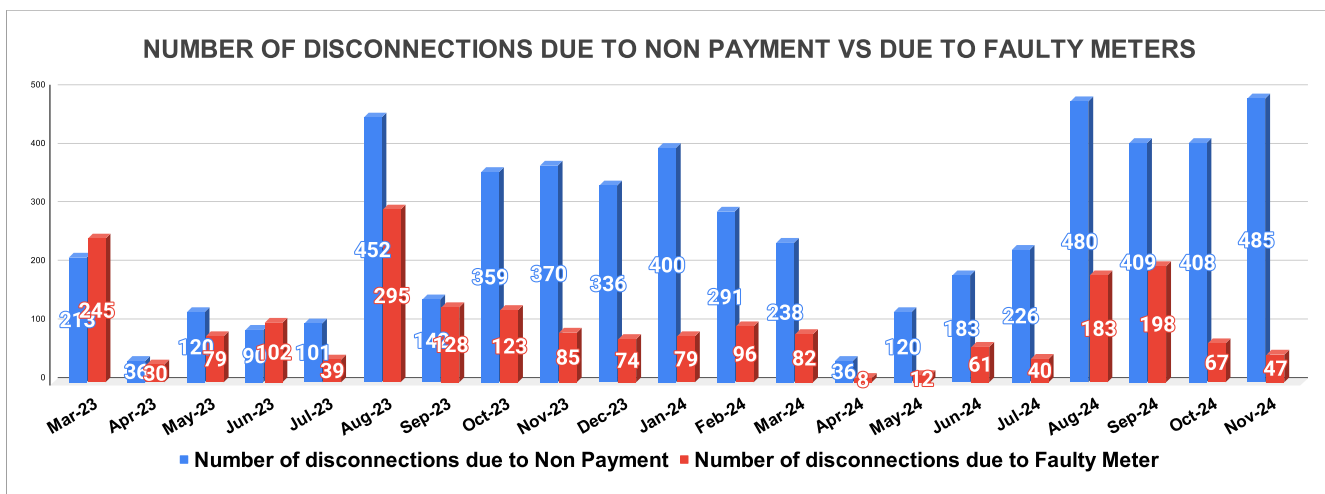


FAULTY METER REPLACED VS FAULTY METER TO BE REPLACED ON NOVEMBER

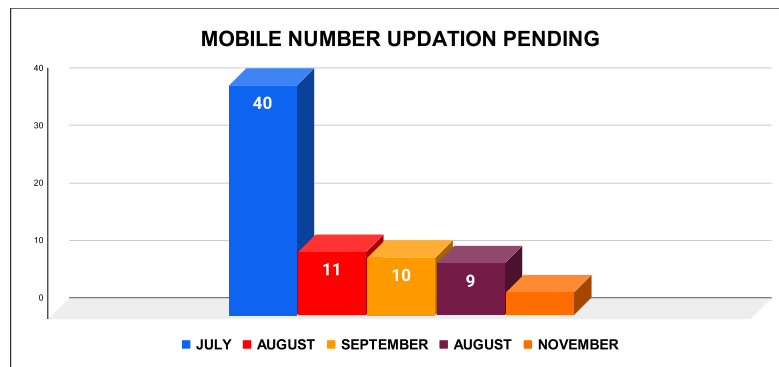


DISCONNECTION STATUS Marks **-** Total marks **-** Rank **-**

DISCONNECTI ONS	APRIL	MAY	JUNE	JULY	AUGUST	SEPTEMBER	OCTOBER	NOVEMBER	DECEMBER	JANUARY	FEBRUARY	MARCH
DUE TO NON PAYMENT ()	36	120	90	101	452	142	359	370	336	400	291	238
DUE TO FAULTY METER ()	30	79	102	39	295	128	123	85	74	79	96	82
DUE TO NON PAYMENT ()	36	120	183	226	480	409	408	485				
DUE TO FAULTY METER ()	8	12	61	40	183	198	67	47				



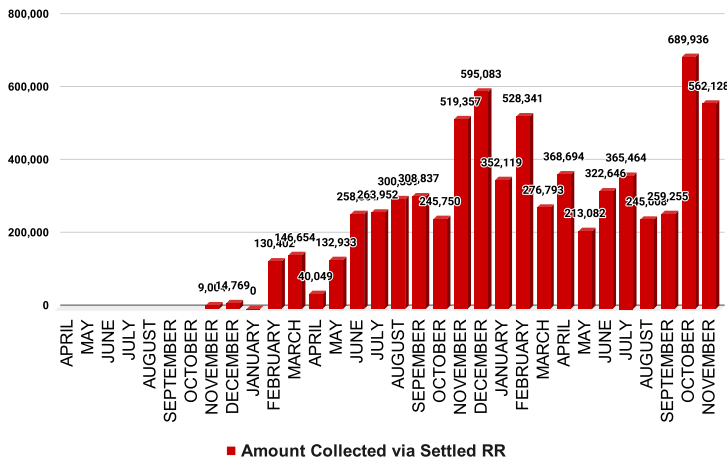
MOBILE NUMBER UPDATION	Marks	Total marks	Rank
	1.88	10	29



Mobile Number updation pending				
JULY	AUGUST	SEPTEMBER	OCTOBER	NOVEMBER
40	11	10	9	4

REVENUE RECOVERY STATUS	Marks	Total marks	Rank
	2.37	8	18

AMOUNT COLLECTED VIA SETTLED RR OF PREVIOUS MONTHS

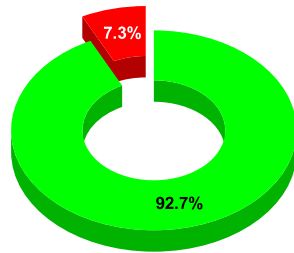


MONTH	No of RR Notices Issued	No of RR Proceed	No Of RR Settled	Amount Collected via Settled RR
JUNE	147	273	41	322,646
JULY	107	100	57	365,464
AUGUST	218	114	47	245,008
SEPTEMBER	158	47	42	259,255
OCTOBER	389	108	100	689,936
NOVEMBER	302	72	111	562,128

JAL JEEVAN MISSION ROUTING

Marks	Total marks	Rank
9.81	10	27

CONNECTIONS ROUTED THROUGH E ABACUS & PENDING TO BE ROUTED AS ON OCT 2024



● No of connection routed in e-Abacus ● Balance connection to be routed

MONTH	Total No of JJM Connection	No of connection routed in e-Abacus	Balance connection to be routed
JUNE	37,368	13,072	24,296

MONTH	Total No of JJM Connection	No of connection routed in e-Abacus	Balance connection to be routed
JULY	19,389	12,902	5,982

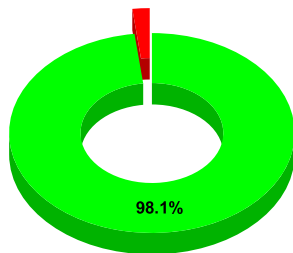
MONTH	Total No of JJM Connection	No of connection routed in e-Abacus	Balance connection to be routed
AUGUST	37,756	13,599	5,991

MONTH	Total No of JJM Connection	No of connection routed in e-Abacus	Balance connection to be routed
SEPTEMBER	19,769	13,810	5,932

MONTH	Total No of JJM Connection	No of connection routed in e-Abacus	Balance connection to be routed
OCTOBER	53,615	49,687	3,928

MONTH	Total No of JJM Connection	No of connection routed in e-Abacus	Balance connection to be routed
NOVEMBER	53,797	52,749	1,048

CONNECTIONS ROUTED THROUGH E ABACUS & PENDING TO BE ROUTED AS ON NOV 2024



● No of connection routed in e-Abacus ● Balance connection to be routed

Sources of data

Revenue Collection Data	DCB based on E-abacus data collected from Divisions and consolidated by RMC
Amnesty Data	Summary of Live data submitted by Revenue Division via Google sheet shared
Meter Reading Data	Data collected from division via google sheets
Faulty Meter Replacement Data	Data collected from division via google sheets
JJM Reading Posting	Data collected from division via google sheets
Moile Number updation Status	Data collected from division via google sheets
Disconnection data	Data collected from division via google sheets
BPL data	Data provided from DBA
Arrear Break up	Govt. Arrear , Central Govt. Arrear as on November based on e-abacus ; LSGD data based on DCB
Total Arrears and Total Connections	Data from DCB
Top Defaulters	Arrear data from E-abacus as on November