



# കേരള ജല അതോറിറ്റി

<b>KOTTARAKKARA</b>	<b>NOVEMBER</b>	Report Generated at 07/01/2025 17:27:31	<b>Rank -24</b>
---------------------	-----------------	---	-----------------

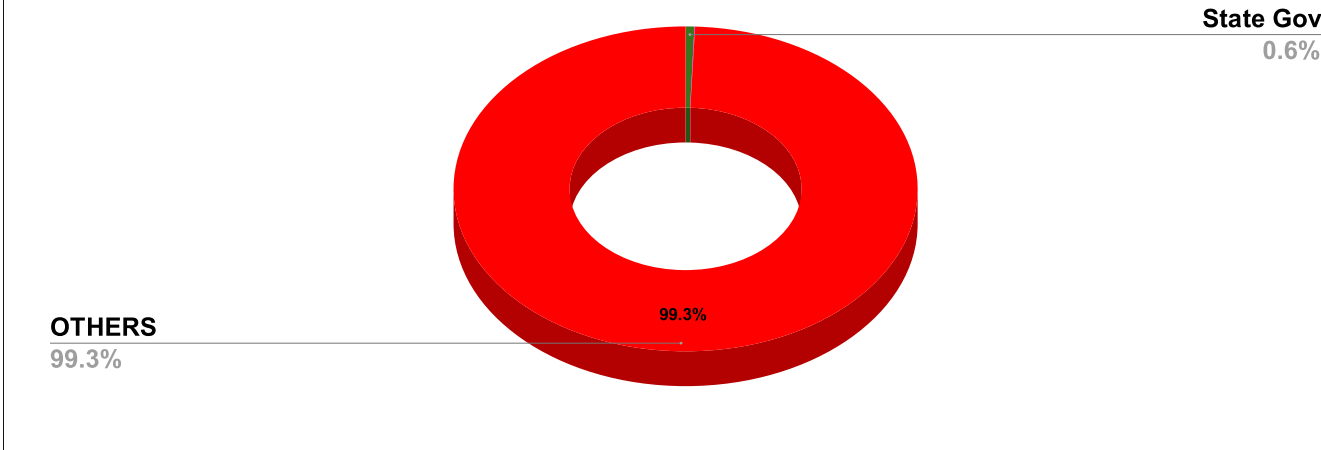
<b>Name of Executive Engineer</b>	<b>Smt. Mini K U</b>
-----------------------------------	----------------------

<b>Name of Revenue officer</b>	<b>Sri.Shyne.T.S</b>
--------------------------------	----------------------

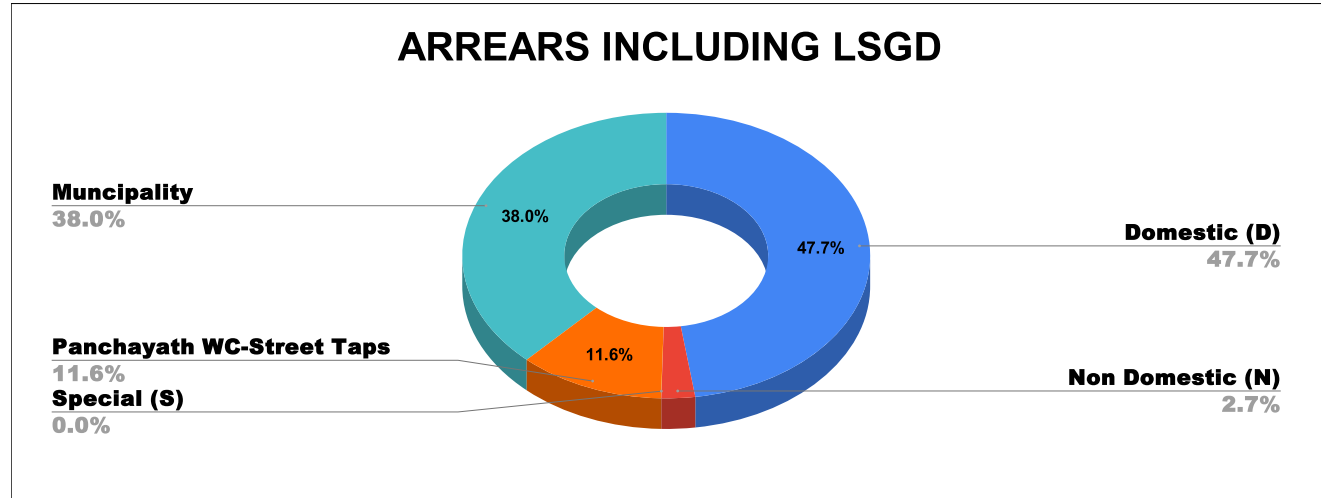
<b>CONNECTIONS AS ON AS ON NOVEMBER :</b>	<b>1,88,701</b>	<b>ARREARS IN CRORE AS ON NOVEMBER :</b>	<b>14.30</b>
---	-----------------	--	--------------

ARREARS				
STATE GOVERNMENT	CENTRAL GOVERNMENT	PSU	OTHERS	LSGD
<b>30,04,351</b>	<b>59,747</b>	<b>1,99,270</b>	<b>49,75,98,672</b>	<b>14,05,29,049</b>

## ARREAR BREAK UP INCLUDING LSGD



## ARREARS INCLUDING LSGD



DOMESTIC	NON DOMESTIC	INDUSTRIAL	SPECIAL	BULK SUPPLY	Panchayath WC-Street Taps	Municipality WC -Street Taps	Corporation WC - Street Taps
13,52,35,252	75,47,630	1,35,760	59,709	0	3,28,06,173	10,77,22,876	0

## ARREARS WITH OUT LSGD

**Special (S)**

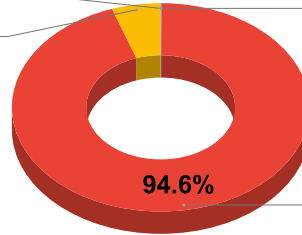
0.0%

**Non Domestic (N)**

5.3%

**Industrial (I)**

0.1%



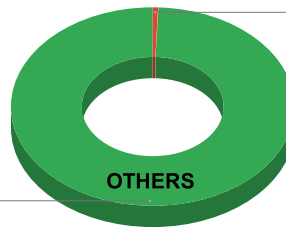
**Domestic (D)**

94.6%

## ARREAR BREAK UP WITH OUT LSGD

**State Gov**

0.6%



**Domestic, Nondomestic and others**

99.3%

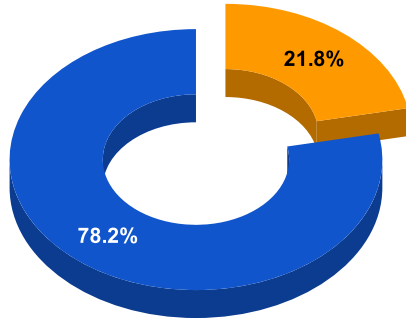
**OTHERS**

## TOP DEFAULTERS OF KOTTARAKKARA FOR THE MONTH OF NOVEMBER

SL NO	NAME	ARREAR
1	THE SENIOR SUPERINTENDENT, KP-426/19, GOVERNMENT MODEL RESIDENTIAL SCHOOL, CHOZHIAKODU, KULATHUPUZZHA	2,42,761
2	Tahasildar, Mini Civil Station, Thaluk Office-691506, Kottarakkara Municipality	1,89,563
3	THE CONGRESS BLOCK PRESIDENT, CONGRESS BHAVAN, NEAR TREASURY, KADAKKAL	1,67,388
4	THE AEE, KIP MCS, SUB DIVISION, NELLUPPALLY	1,22,820
5	RANGE OFFICER, RANGE OFFICE, KERALA FOREST, ACHENKOVIL	1,13,149
6	RANGE OFFICER, RANGE OFFICE, KERALA FOREST, ACHENKOVIL	1,03,567
7	P V SREEDHARA PANICKER, KALPAKA SWEET LAND, PUNALUR,	96,111
8	T.A RASHEED SAHID PMC, DHARPHAVILA VEEDU, PUNALLOOR, .	95,824
9	RANGE OFFICER, RANGE OFFICE, KERALA FOREST, ACHENKOVIL	94,113
10	RANGE OFFICER, RANGE OFFICE, KERALA FOREST, DOORMETRY BUILDING	91,636

**BPL DATA**

**BPL CONNECTIONS AS % OF TOTAL LIVE CONNECTIONS**

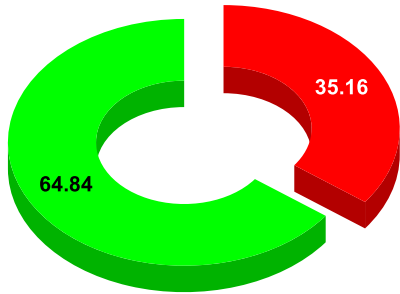


● BPL CONNECTIONS ● TOTAL LIVE CONNECTIONS

TOTAL NO OF BPL CONNECTIONS	
AS ON JULY 2023	37,399

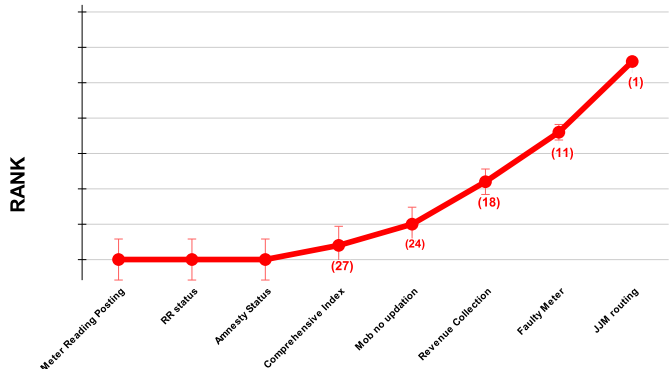
COMPREHENSIVE INDEX	Marks	Total marks	Rank
	65.80	100	24

**MARKS OBTAINED**



● Percent Score to be Achieved ● Percent Score Achieved

**DIVISION RANK IN VARIOUS PARAMETERS**

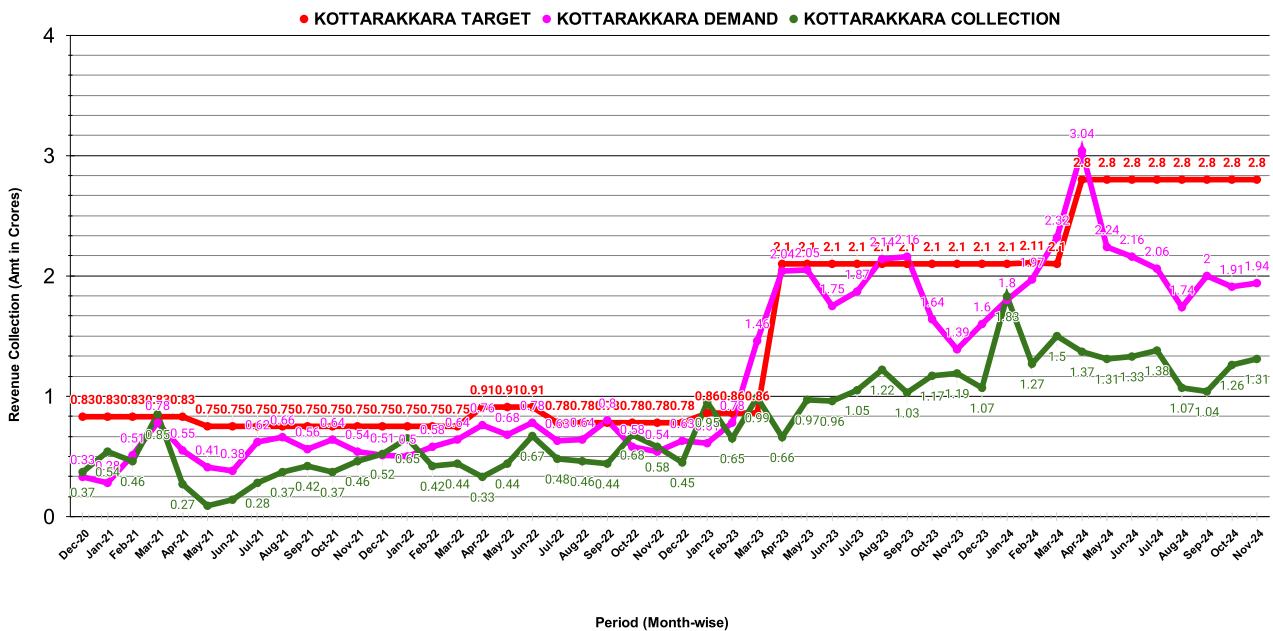


	Marks	Total marks	Rank
<u>COMPREHENSIVE INDEX</u>	65.80	100	24
<u>REVENUE COLLECTION ACHIEVEMENT</u>	16.16	25	25
<u>METER READING POSTING</u>	20.35	16	22
<u>FAULTY METER REPLACEMENT</u>	11.74	20	31
<u>MOBILE NO UPDATION</u>	2.00	10	20
<u>REVENUE RECOVERY STATUS</u>	5.61	8	5
<u>JAL JEEVAN MISSION ROUTING</u>	9.94	10	25
<u>AMNESTY</u>	5.61	11	

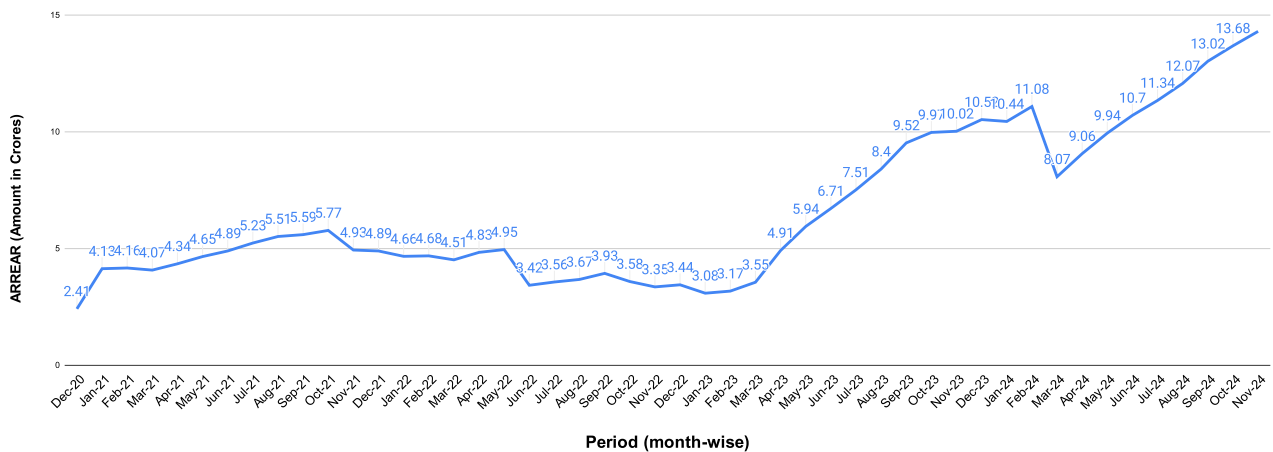
# REVENUE COLLECTION ACHIEVEMENT

Marks	Total marks	Rank
16.16	25.00	25

## DEMAND, TARGET AND COLLECTION TREND (EXCLUDING LSGD)



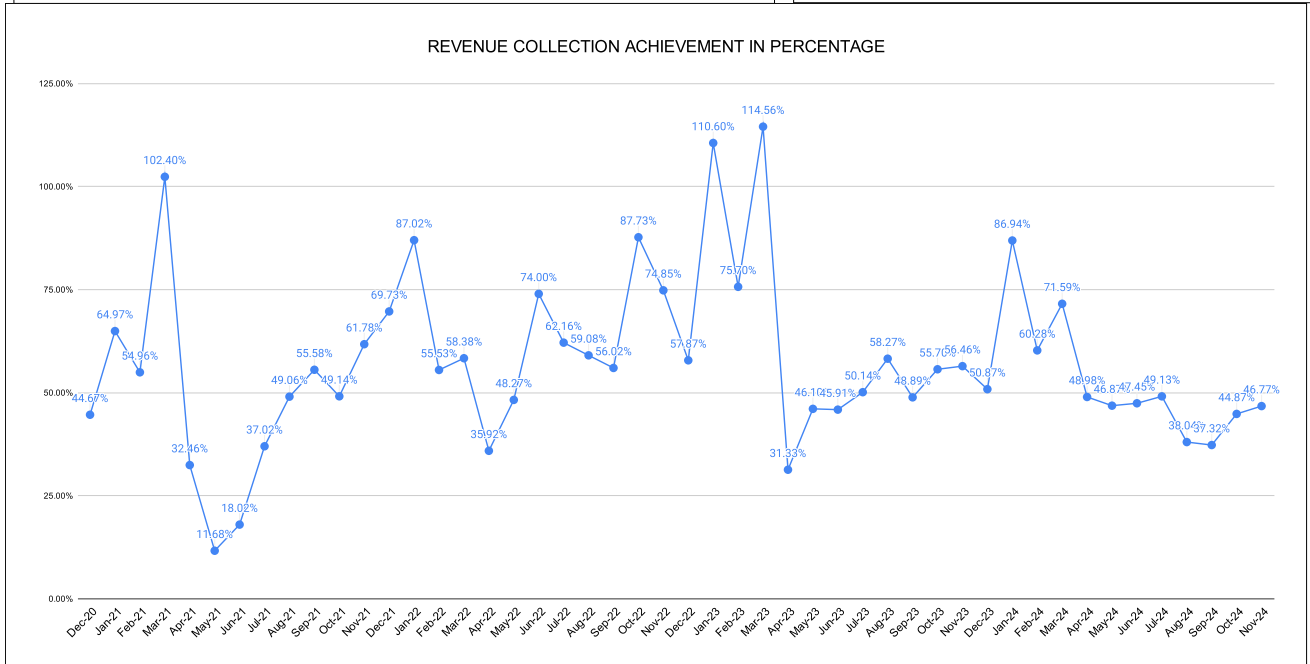
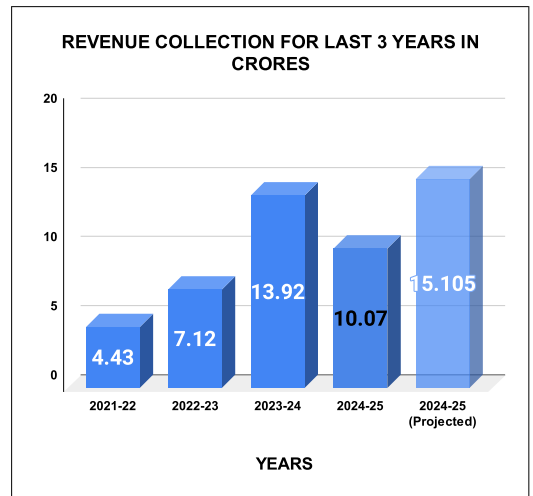
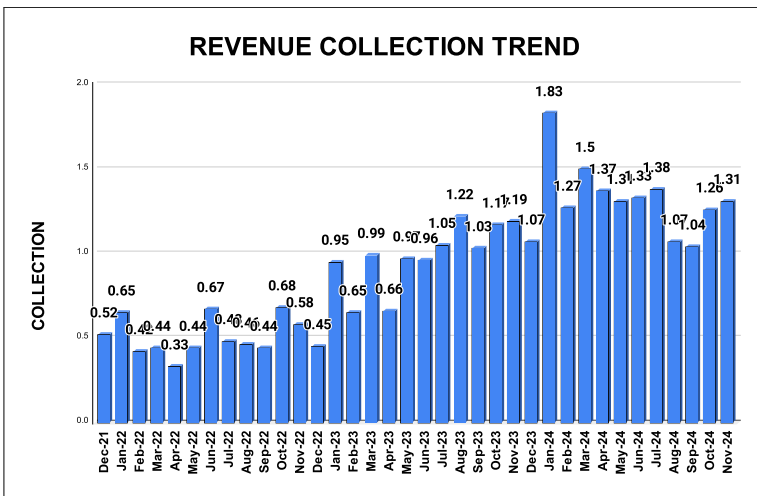
## ARREAR WITHOUT LSGD TREND



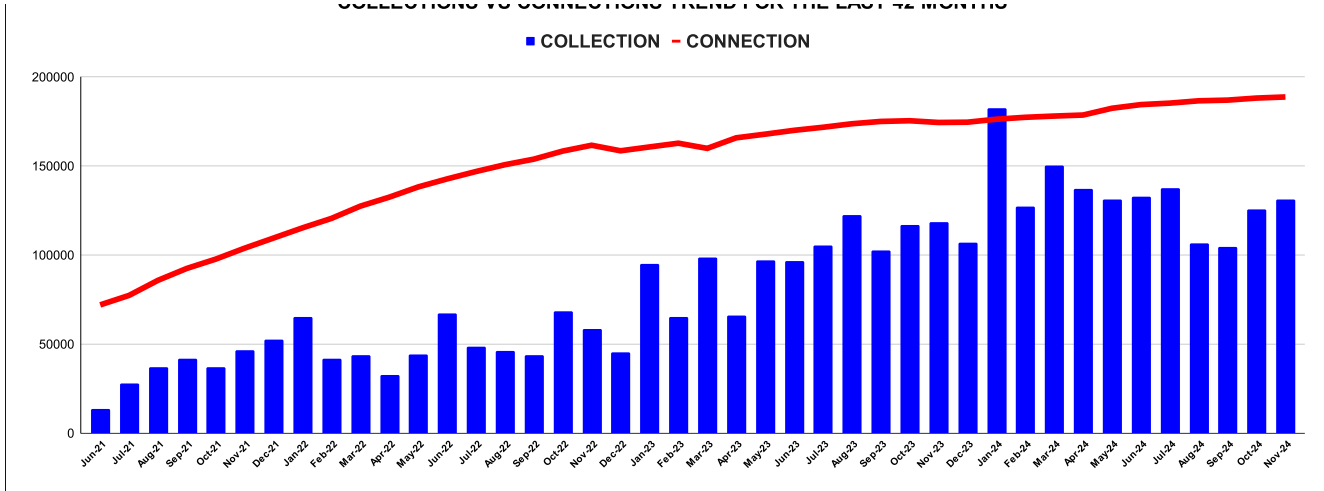
## COLLECTION IN LAKHS

YEAR	April	May	June	July	August	September	October	November	December	January	February	March
2020-21	1.16	12.42	19.69	20.29	15.94	23.10	44.77	44.96	37.07	53.93	45.61	84.99
2021-22	26.94	8.76	13.52	27.77	36.80	41.69	36.86	46.33	52.30	65.27	41.65	43.79
2022-23	32.69	43.93	67.34	48.49	46.08	43.69	68.43	58.38	45.14	95.12	65.10	98.52
2023-24	65.78	96.81	96.42	105.30	122.37	102.66	116.96	118.57	106.82	182.58	127.20	150.34
2024-25	137.15	131.25	132.87	137.57	106.51	104.49	125.64	130.96				

YEAR	2020-21	2021-22	2022-23	2023-24	2024-25	2024-25 (Proj)
COLLECTION IN LAKHS	403.95	441.65	712.92	1,391.79	1,006.44	1,509.66



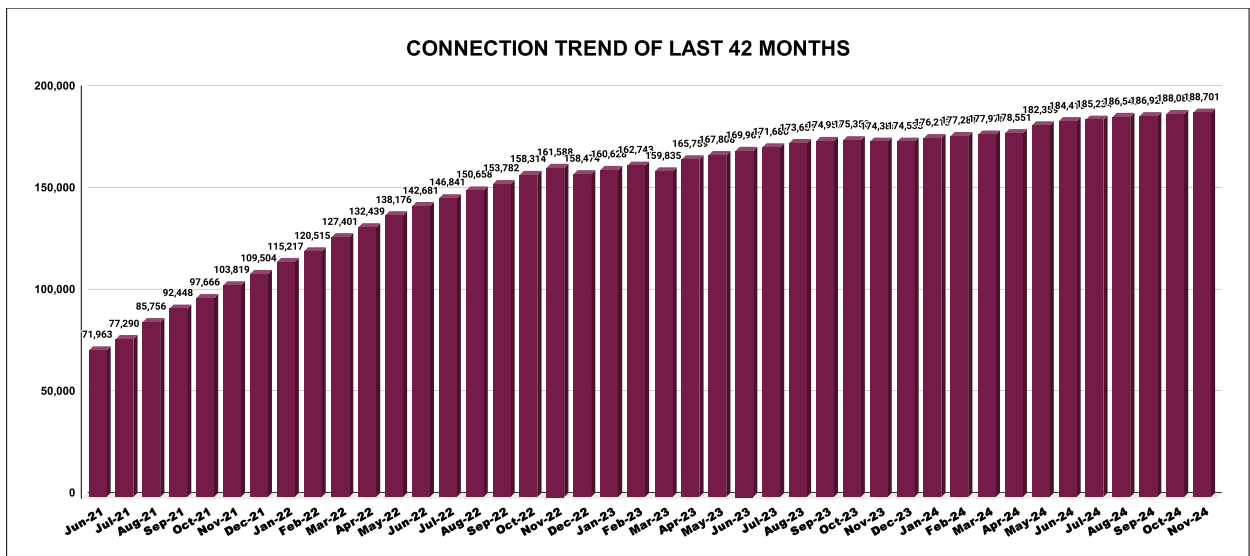
COLLECTION VS CONNECTIONS TREND FOR THE LAST 42 MONTHS



CONNECTION OF LAST 56 MONTHS

YEAR	April	May	June	July	August	September	October	November	December	January	February	March
2020-21	47,555	48,427	49,130	49,339	49,723	49,857	50,033	52,269	51,830	51,830	56,665	61,080
2021-22	64,341	67,645	71,963	77,290	85,756	92,448	97,666	1,03,819	1,09,504	1,15,217	1,20,515	1,27,401
2022-23	1,32,439	1,38,176	1,42,681	1,46,841	1,50,658	1,53,782	1,58,314	1,61,588	1,58,474	1,60,628	1,62,743	1,59,835
2023-24	1,65,759	1,67,808	1,69,961	1,71,680	1,73,651	1,74,957	1,75,350	1,74,380	1,74,533	1,76,213	1,77,281	1,77,976
2024-25	1,78,551	1,82,359	1,84,410	1,85,234	1,86,542	1,86,927	1,88,083	1,88,701				

CONNECTION TREND OF LAST 42 MONTHS

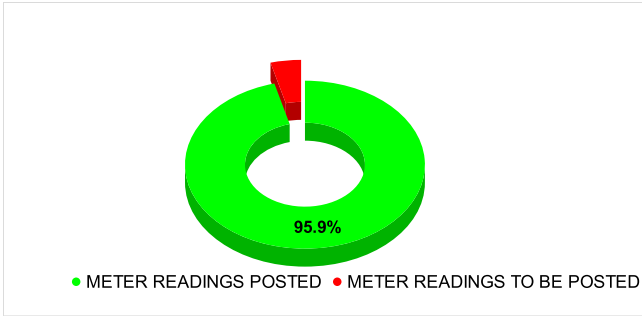


METER READING POSTING	Marks	Total marks	Rank
	20.35	16	22

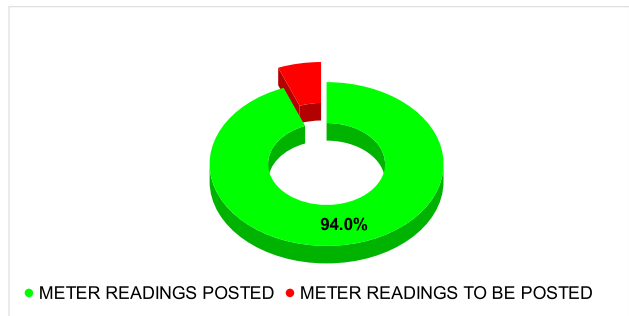
Total No. of Live connection on June	Total No. of readings posted on June	Total Readings of June against 50% Total Live Connections of June 24
176,233	84,498	95.89%
Total No. of Live connection on August	Total No. of readings posted on August	Total Readings of August against 50% Total Live Connections of August 24
177,463	84,439	95.16%
Total No. of Live connection on October	Total No. of readings posted on October	Total Readings of October against 50% Total Live Connections of October 24
176,188	88,344	100.28%

Total No. of Live connection on July	Total No. of readings posted on July	Total Readings of July against 50% Total Live Connections of July 24
176,253	82,855	94.02%
Total No. of Live connection on September	Total No. of readings posted on September	Total Readings of September against 50% Total Live Connections of September 24
176,551	84,379	95.59%
Total No. of Live connection on November	Total No. of readings posted on November	Total Readings of November against 50% Total Live Connections of November 24
176,228	85,374	96.89%

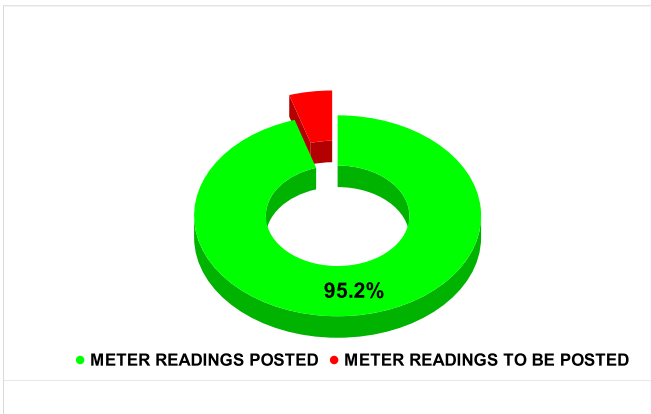
**METER READING POSTING % AGAINST NUMBER OF LIVE CONNECTIONS OF JUNE**



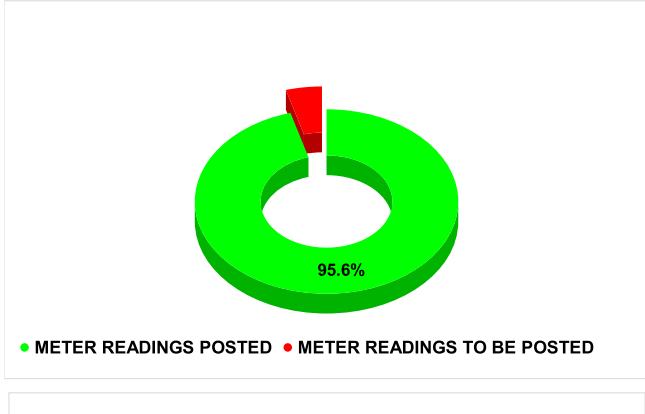
**METER READING POSTING % AGAINST NUMBER OF LIVE CONNECTIONS OF JULY**




**METER READING POSTING % AGAINST NUMBER OF LIVE CONNECTIONS OF AUGUST**



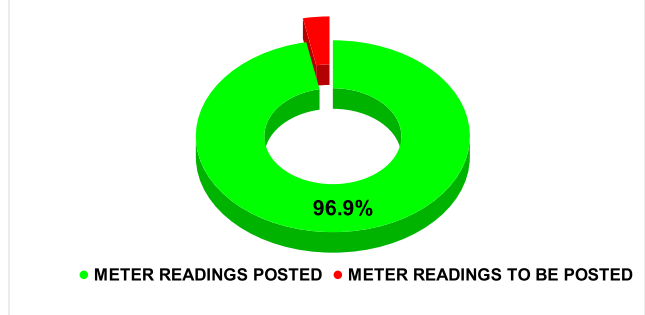
**METER READING POSTING % AGAINST NUMBER OF LIVE CONNECTIONS OF SEPTEMBER**



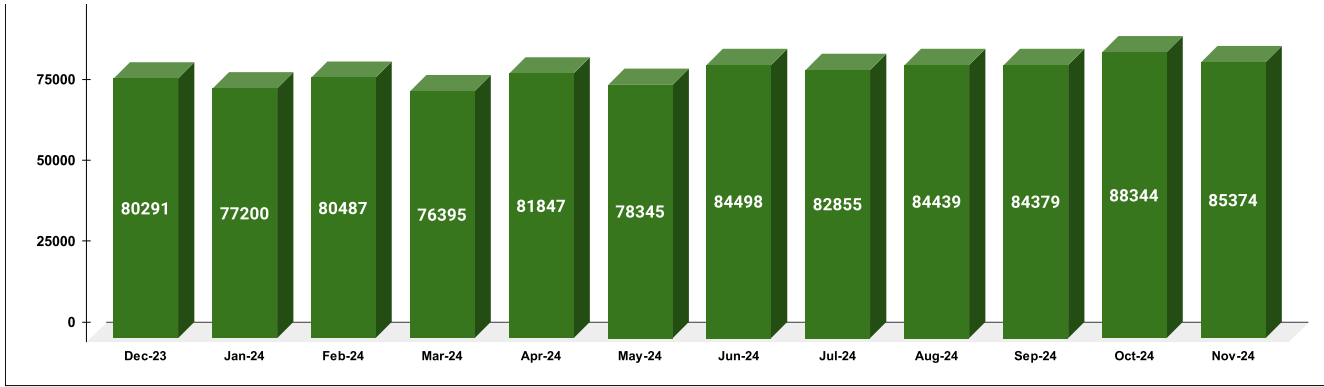
**METER READING POSTING % AGAINST NUMBER OF LIVE CONNECTIONS OF OCTOBER**



**METER READING POSTING % AGAINST NUMBER OF LIVE CONNECTIONS OF NOVEMBER**

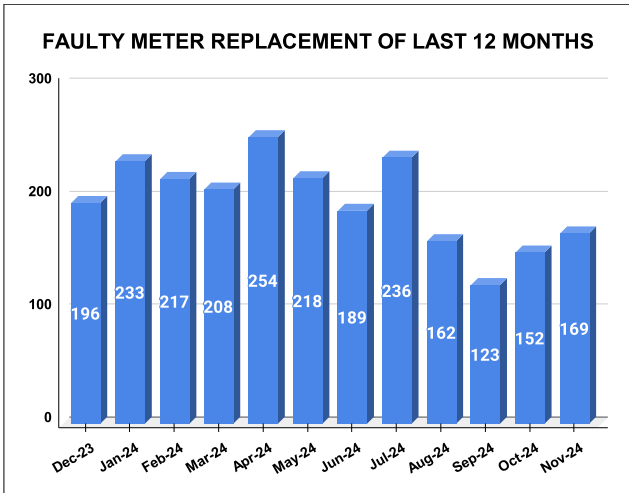


**METER READING POSTED FOR LAST 12 MONTHS**



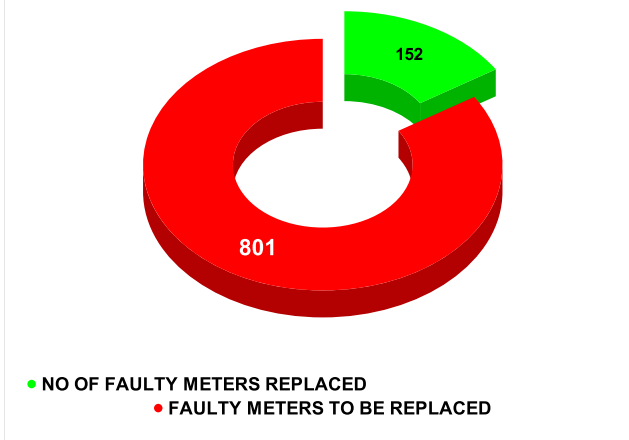
**FAULTY METER**

Marks	Total marks	Rank
11.74	20	31

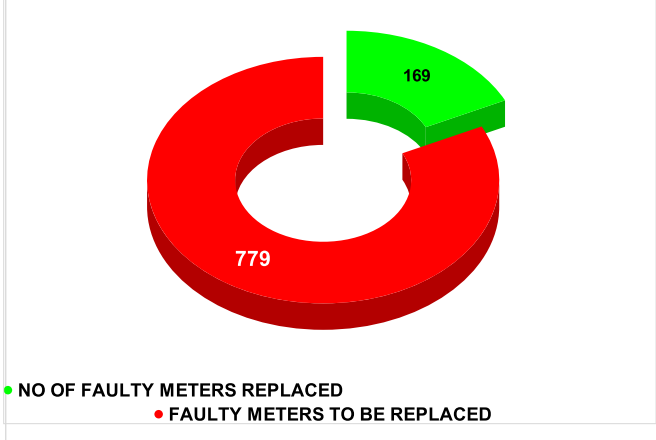


MONTH	Total No.of Faulty meters	Number of Faulty meter replaced	Number of Faulty meter pending
JUNE	1,410	189	1,221
JULY	1,220	236	984
AUGUST	1,088	162	926
SEPTEMBER	1,023	123	900
OCTOBER	953	152	801
NOVEMBER	948	169	779

FAULTY METER REPLACED VS FAULTY METER TO BE REPLACED ON OCTOBER



FAULTY METER REPLACED VS FAULTY METER TO BE REPLACED ON NOVEMBER

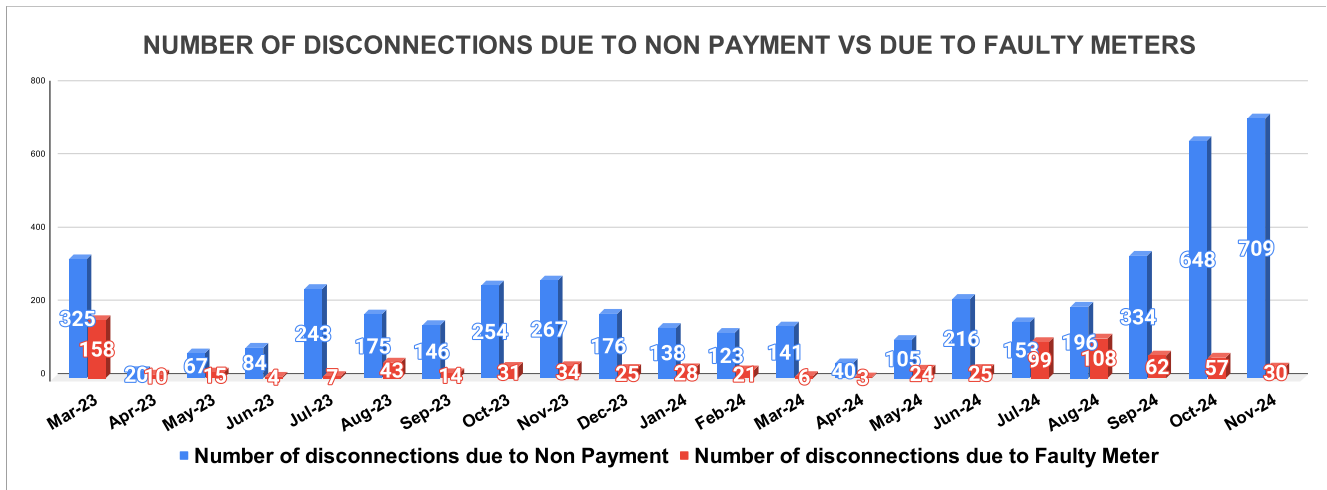


**DISCONNECTION STATUS**

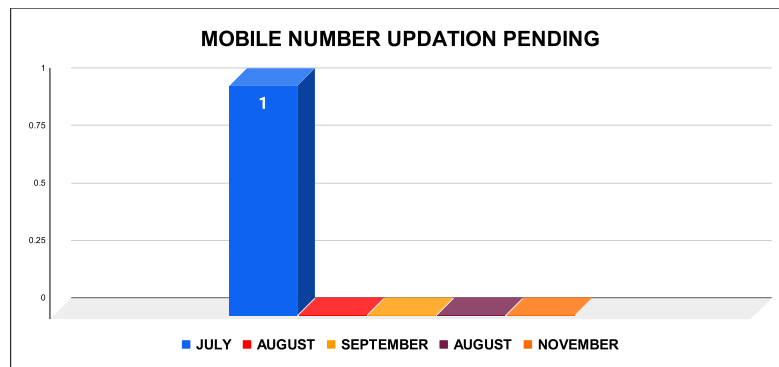
Marks	Total marks	Rank
-	-	-



DISCONNECTI ONS	APRIL	MAY	JUNE	JULY	AUGUST	SEPTEMBER	OCTOBER	NOVEMBER	DECEMBER	JANUARY	FEBRUARY	MARCH
DUE TO NON PAYMENT ( )	20	67	84	243	175	146	254	267	176	138	123	141
DUE TO FAULTY METER ( )	10	15	4	7	43	14	31	34	25	28	21	6
DUE TO NON PAYMENT ( )	40	105	216	153	196	334	648	709				
DUE TO FAULTY METER ( )	3	24	25	99	108	62	57	30				



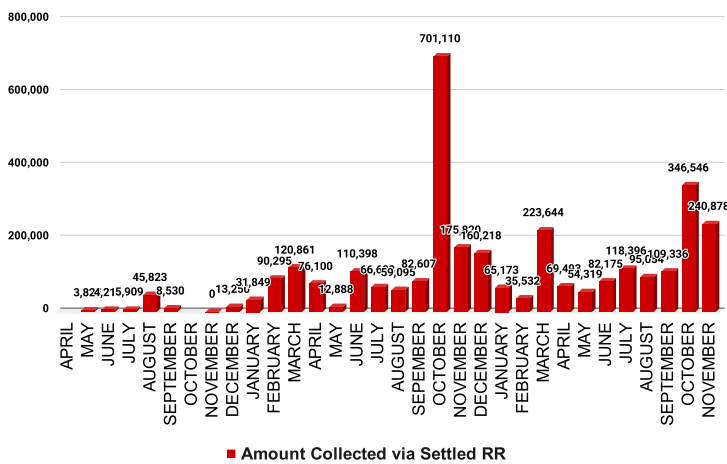
MOBILE NUMBER UPDATION	Marks	Total marks	Rank
	2.00	10	20



Mobile Number updation pending				
JULY	AUGUST	SEPTEMBER	OCTOBER	NOVEMBER
1	0	0	0	0

REVENUE RECOVERY STATUS	Marks	Total marks	Rank
	5.61	8	5

AMOUNT COLLECTED VIA SETTLED RR OF PREVIOUS MONTHS

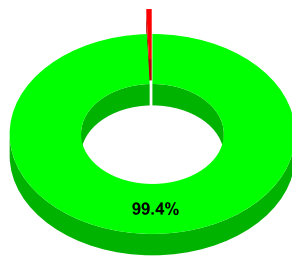


MONTH	No of RR Notices Issued	No of RR Proceed	No Of RR Settled	Amount Collected via Settled RR
JUNE	207	46	41	82,175
JULY	48	70	23	118,396
AUGUST	473	59	33	95,054
SEPTEMBER	200	28	28	109,336
OCTOBER	318	328	91	346,546
NOVEMBER	336	240	55	240,878

JAL JEEVAN MISSION ROUTING

Marks	Total marks	Rank
9.94	10	25

CONNECTIONS ROUTED THROUGH E ABACUS & PENDING TO BE ROUTED AS ON OCT 2024



● No of connection routed in e-Abacus ● Balance connection to be routed

MONTH	Total No of JJM Connection	No of connection routed in e-Abacus	Balance connection to be routed
JUNE	150,077	150,007	70

MONTH	Total No of JJM Connection	No of connection routed in e-Abacus	Balance connection to be routed
JULY	151,329	151,317	12

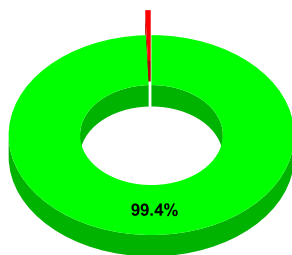
MONTH	Total No of JJM Connection	No of connection routed in e-Abacus	Balance connection to be routed
AUGUST	153,096	152,344	752

MONTH	Total No of JJM Connection	No of connection routed in e-Abacus	Balance connection to be routed
SEPTEMBER	156,504	155,772	732

MONTH	Total No of JJM Connection	No of connection routed in e-Abacus	Balance connection to be routed
OCTOBER	154,990	154,038	952

MONTH	Total No of JJM Connection	No of connection routed in e-Abacus	Balance connection to be routed
NOVEMBER	156,172	155,204	968

CONNECTIONS ROUTED THROUGH E ABACUS & PENDING TO BE ROUTED AS ON NOV 2024



● No of connection routed in e-Abacus ● Balance connection to be routed

Sources of data

Revenue Collection Data	DCB based on E-abacus data collected from Divisions and consolidated by RMC
Amnesty Data	Summary of Live data submitted by Revenue Division via Google sheet shared
Meter Reading Data	Data collected from division via google sheets
Faulty Meter Replacement Data	Data collected from division via google sheets
JJM Reading Posting	Data collected from division via google sheets
Moile Number updation Status	Data collected from division via google sheets
Disconnection data	Data collected from division via google sheets
BPL data	Data provided from DBA
Arrear Break up	Govt. Arrear , Central Govt. Arrear as on November based on e-abacus ; LSGD data based on DCB
Total Arrears and Total Connections	Data from DCB
Top Defaulters	Arrear data from E-abacus as on November