



കേരള ജല അതോറിറ്റി

KOLLAM	NOVEMBER	Report Generated at 07/01/2025 17:27:14	Rank -9
---------------	-----------------	---	----------------

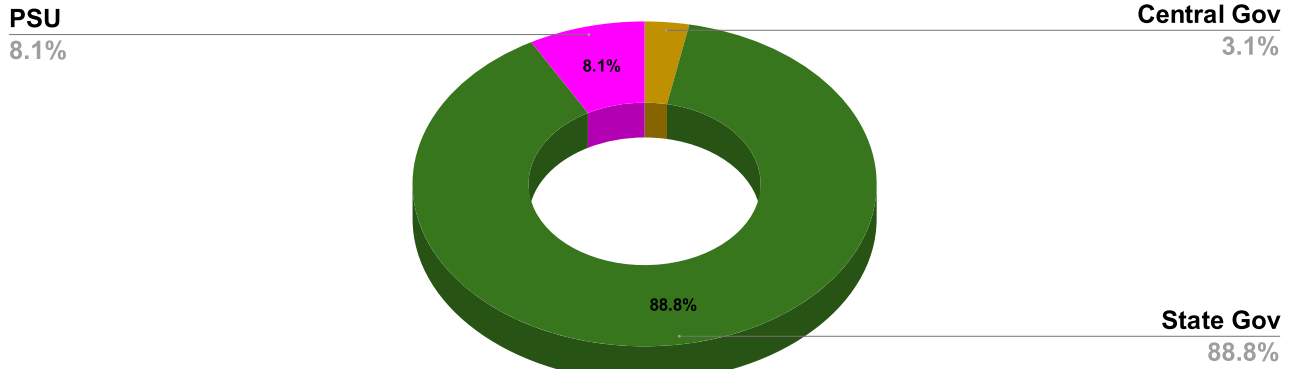
Name of Executive Engineer	Smt.Manju.J.Nair
-----------------------------------	------------------

Name of Revenue officer	Sri.Prem Kiran
--------------------------------	----------------

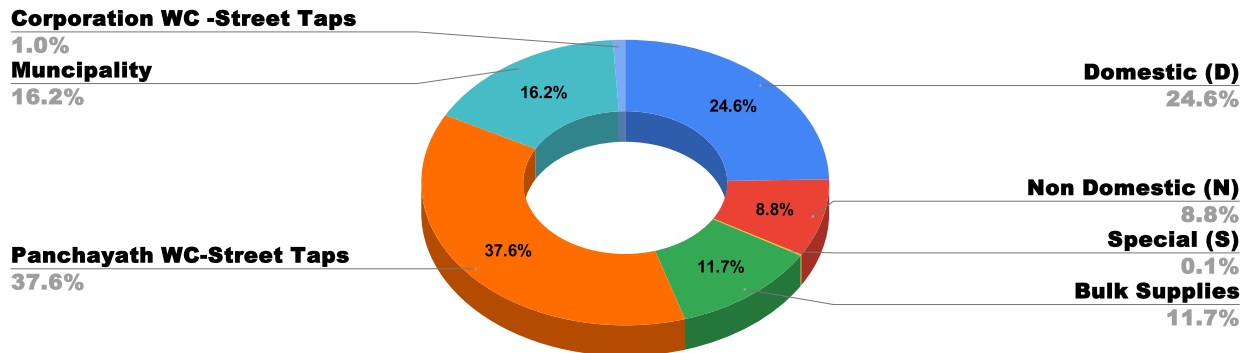
CONNECTIONS AS ON AS ON NOVEMBER :	2,89,147	ARREARS IN CRORE AS ON NOVEMBER :	62.84
---	-----------------	--	--------------

ARREARS				
STATE GOVERNMENT	CENTRAL GOVERNMENT	PSU	OTHERS	LSGD
3,37,91,821	11,76,375	30,93,948	-324,345,901	75,03,62,697

ARREAR BREAK UP INCLUDING LSGD



ARREARS INCLUDING LSGD



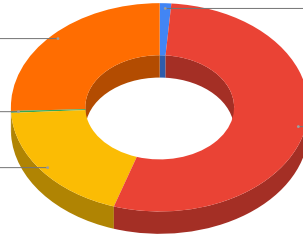
DOMESTIC	NON DOMESTIC	INDUSTRIAL	SPECIAL	BULK SUPPLY	Panchayath WC-Street Taps	Municipality WC -Street Taps	Corporation WC - Street Taps
33,76,25,258	12,05,13,943	78,73,233	17,70,238	16,06,01,726	51,48,20,678	22,21,10,264	1,34,31,755

ARREARS WITH OUT LSGD

Bulk Supplies
25.6%

Special (S)
0.3%

Non Domestic (N)
19.2%

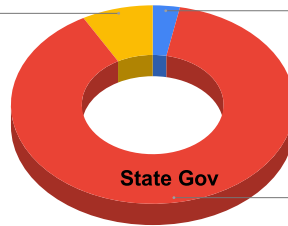


Industrial (I)
1.3%

Domestic (D)
53.7%

ARREAR BREAK UP WITH OUT LSGD

PSU
8.1%



Central Gov
3.1%

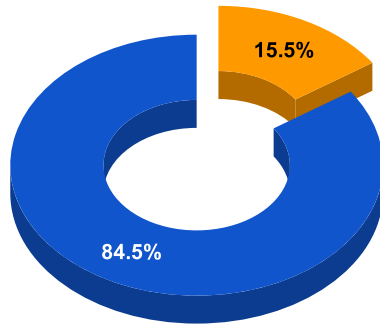
State Gov
88.8%

TOP DEFAULTERS OF KOLLAM FOR THE MONTH OF NOVEMBER

SL NO	NAME	ARREAR
1	THE PRINCIPAL, GOVT MEDICAL COLLEGE, GOVT MEDICAL COLLEGE, PARIPPALLY	78,18,222
2	THE EXECUTIVE OFFICER, SAKTHIKULANGARA PANCHAYATH, CONNECTION FOR KAVANAD MARKET COMPLEX,	28,51,665
3	M.HANEEFA KUNJU, KADAN CHIRAYIL, PUNTHALATHAZHOM, VADAKKEVILA	24,57,720
4	V.PURUSHOTHAMAN PILLAI, VIJAYACHANDRA SARASS, PATTATHANAM, VADAKKEVILA	21,75,501
5	THE PRINCIPAL, GOVT. H S S, AYYANKOICKAL, KOIVILA PO	20,75,278
6	SREENIVASAN PILLAI, ANUVELIL, CHEMMAKKADU, PERINAD.PO.	18,03,743
7	P.GOPALAKRISHNA PILLAI, SUDEER BHAVANAM, CHERUMOODU,	15,97,244
8	RR-----NOTICE, CHEMMATHUR VEEDU, II/267, TIMBER DEPOT,, CHEPPALLI MUKKU	15,23,681
9	PRINCIPAL, 382/11 GOVT HIGHER SECONDARY SCHOOL, SASTHAMCOTTA, SASTHAMCOTTA PO	15,21,946
10	SREE RENGAN, PRASAD BHAVANAM, PARIMANAM VADAKKU, NEENDAKARA P.O., (CHAITHRAM)	14,86,484

BPL DATA

BPL CONNECTIONS AS % OF TOTAL LIVE CONNECTIONS



● BPL CONNECTIONS ● TOTAL LIVE CONNECTIONS

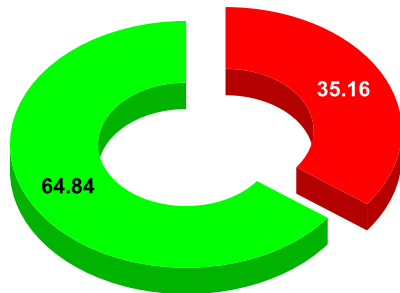
TOTAL NO OF BPL CONNECTIONS

AS ON JULY 2023 45,293

COMPREHENSIVE INDEX

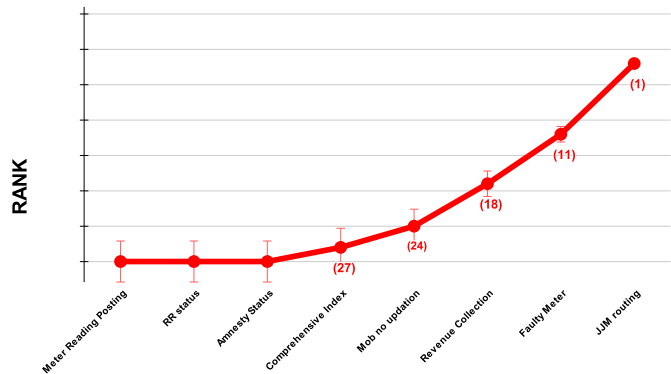
Marks	Total marks	Rank
72.52	100	9

MARKS OBTAINED



● Percent Score to be Achieved ● Percent Score Achieved

DIVISION RANK IN VARIOUS PARAMETERS



COMPREHENSIVE INDEX

REVENUE COLLECTION ACHIEVEMENT

METER READING POSTING

FAULTY METER REPLACEMENT

MOBILE NO UPDATION

REVENUE RECOVERY STATUS

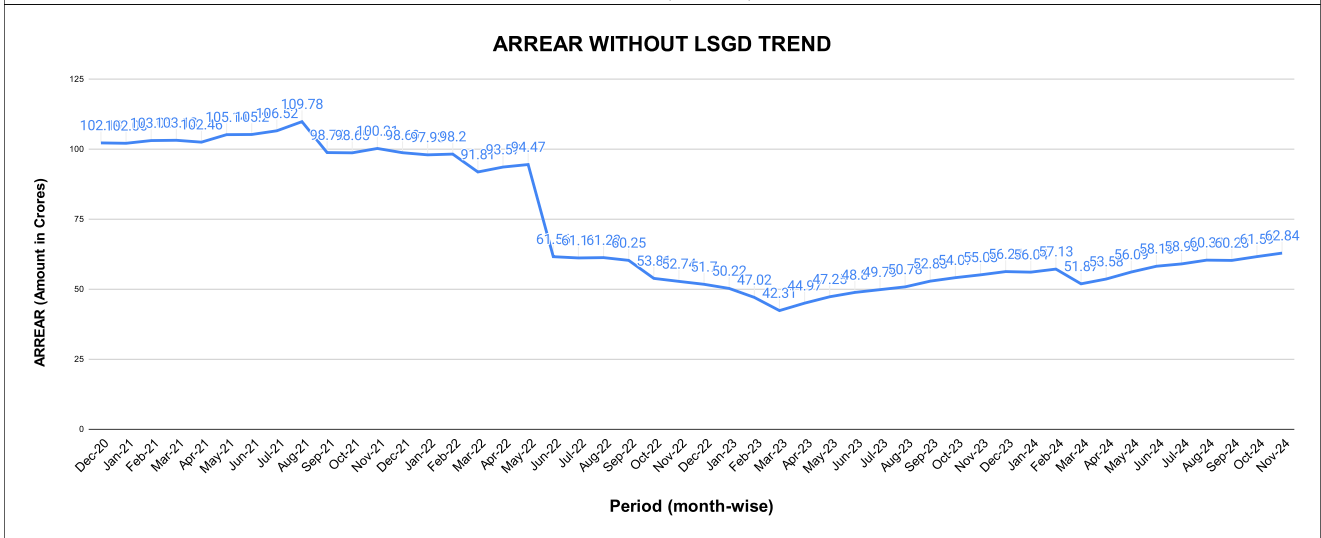
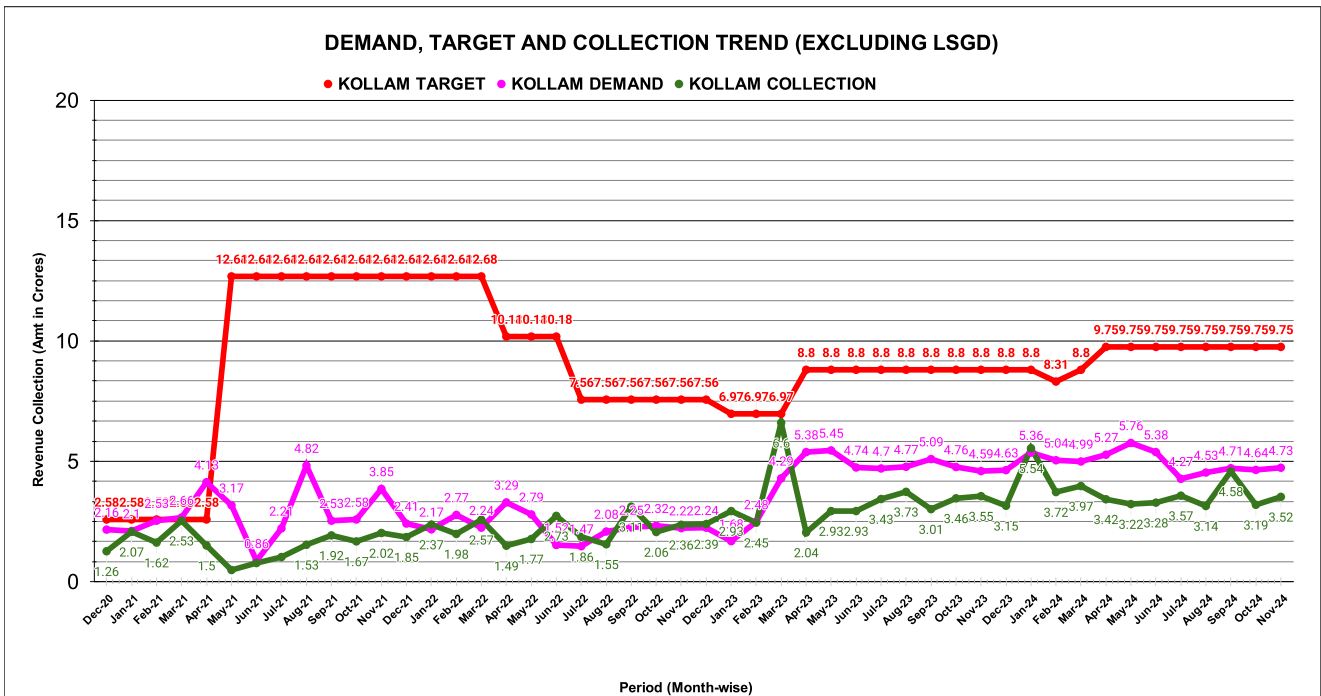
JAL JEEVAN MISSION ROUTING

AMNESTY

Marks	Total marks	Rank
72.52	100	9
12.89	25	29
21.00	16	5
15.67	20	15
1.97	10	26
#N/A	8	#N/A
9.99	10	22
#N/A	11	#N/A

REVENUE COLLECTION ACHIEVEMENT

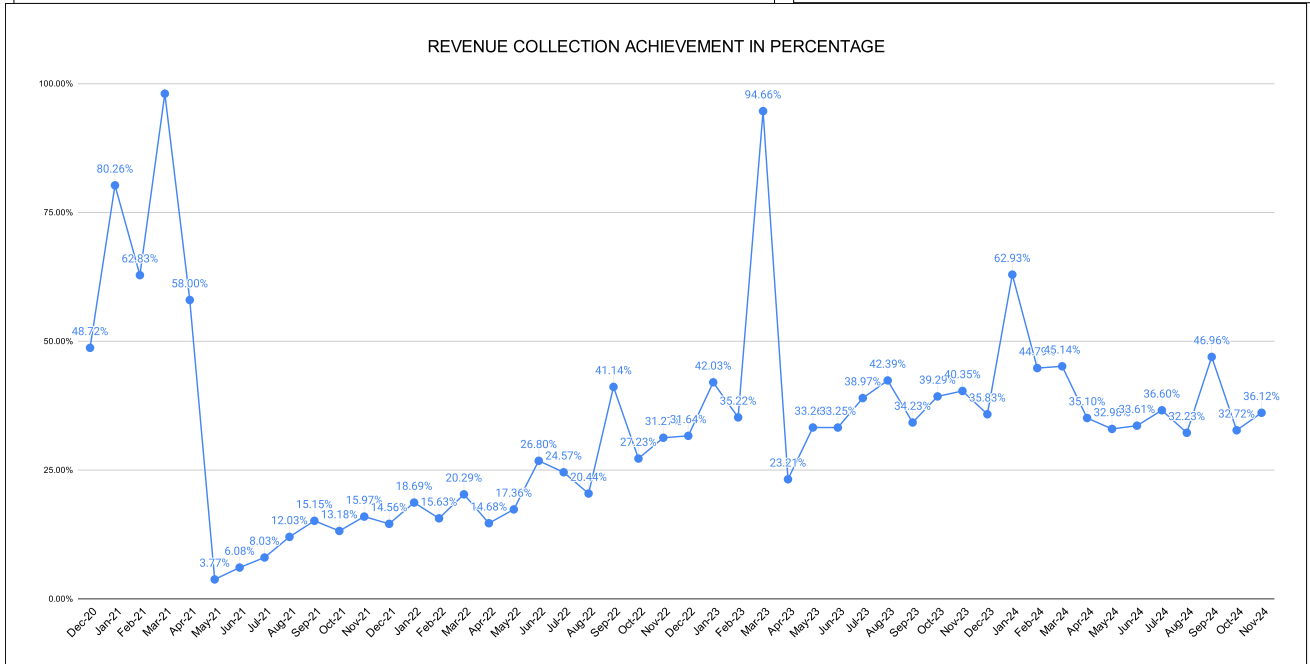
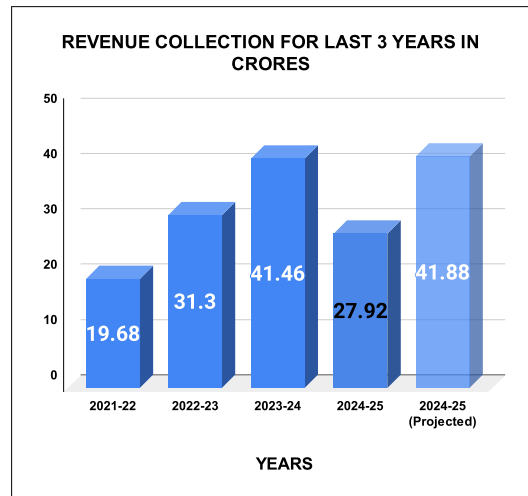
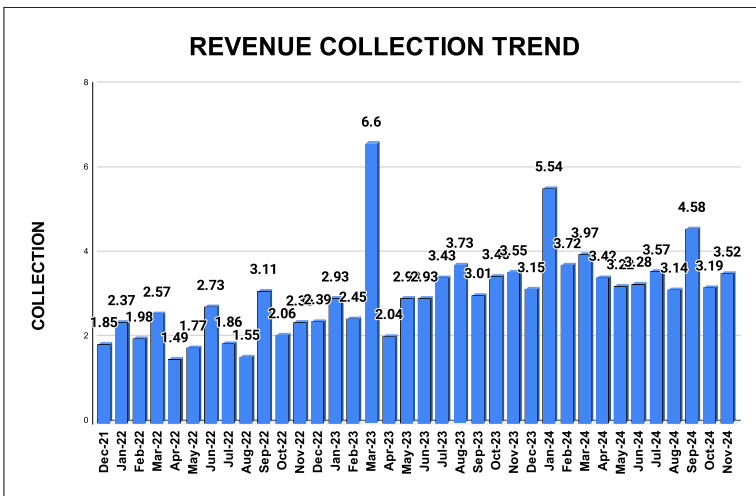
Marks	Total marks	Rank
12.89	25.00	29



COLLECTION IN LAKHS

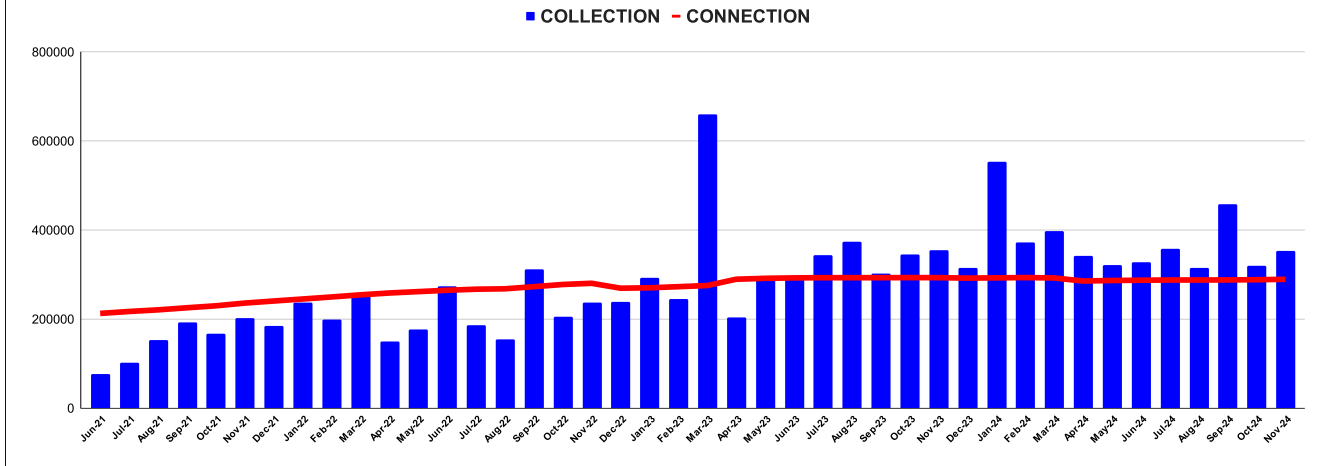
YEAR	April	May	June	July	August	September	October	November	December	January	February	March
2020-21	19.95	72.04	173.29	83.69	88.05	107.58	121.92	129.06	125.69	207.07	162.10	252.96
2021-22	149.65	47.86	77.06	101.78	152.51	192.16	167.18	202.46	184.62	236.98	198.21	257.26
2022-23	149.47	176.71	272.81	185.78	154.52	311.05	205.88	236.39	239.23	292.98	245.50	659.77
2023-24	204.24	292.67	292.62	342.93	373.03	301.23	345.71	355.07	315.34	553.82	372.19	397.25
2024-25	342.24	321.59	327.67	356.88	314.28	457.81	319.05	352.20				

YEAR	2020-21	2021-22	2022-23	2023-24	2024-25	2024-25 (Proj)
COLLECTION IN LAKHS	1,543.39	1,967.72	3,130.09	4,146.11	2,791.73	4,187.59



COLLECTIONS VS CONNECTIONS TREND FOR THE LAST 42 MONTHS

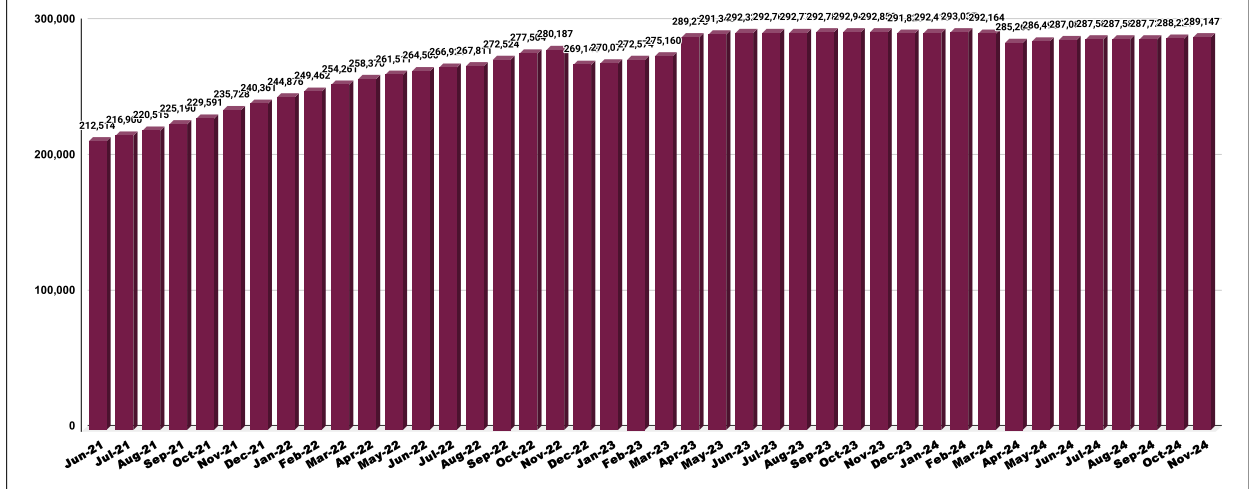
COLLECTIONS VS CONNECTIONS TREND FOR THE LAST 42 MONTHS



CONNECTION OF LAST 56 MONTHS

YEAR	April	May	June	July	August	September	October	November	December	January	February	March
2020-21	1,90,105	1,90,682	1,91,337	1,91,849	1,92,517	1,92,851	1,93,895	1,95,192	1,96,240	1,98,314	2,01,138	2,04,781
2021-22	2,08,072	2,09,686	2,12,514	2,16,900	2,20,515	2,25,190	2,29,591	2,35,728	2,40,361	2,44,876	2,49,462	2,54,261
2022-23	2,58,370	2,61,511	2,64,500	2,66,921	2,67,811	2,72,524	2,77,504	2,80,187	2,69,148	2,70,077	2,72,574	2,75,160
2023-24	2,89,273	2,91,343	2,92,327	2,92,764	2,92,770	2,92,786	2,92,946	2,92,853	2,91,823	2,92,418	2,93,037	2,92,164
2024-25	2,85,260	2,86,495	2,87,084	2,87,588	2,87,583	2,87,723	2,88,220	2,89,147				

CONNECTION TREND OF LAST 42 MONTHS



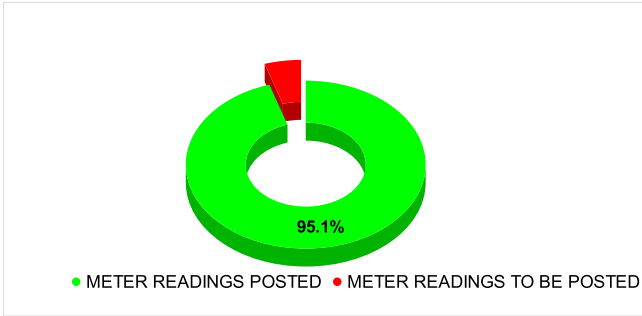
METER READING POSTING

Marks	Total marks	Rank
21.00	16	5


Total No. of Live connection on June	Total No. of readings posted on June	Total Readings of June against 50% Total Live Connections of June 24
270,796	128,748	95.09%
Total No. of Live connection on August	Total No. of readings posted on August	Total Readings of August against 50% Total Live Connections of August 24
270,104	129,014	95.53%
Total No. of Live connection on October	Total No. of readings posted on October	Total Readings of October against 50% Total Live Connections of October 24
270,056	130,743	96.83%

Total No. of Live connection on July	Total No. of readings posted on July	Total Readings of July against 50% Total Live Connections of July 24
270,119	139,286	103.13%
Total No. of Live connection on September	Total No. of readings posted on September	Total Readings of September against 50% Total Live Connections of September 24
269,780	136,540	101.22%
Total No. of Live connection on November	Total No. of readings posted on November	Total Readings of November against 50% Total Live Connections of November 24
269,952	137,812	102.10%

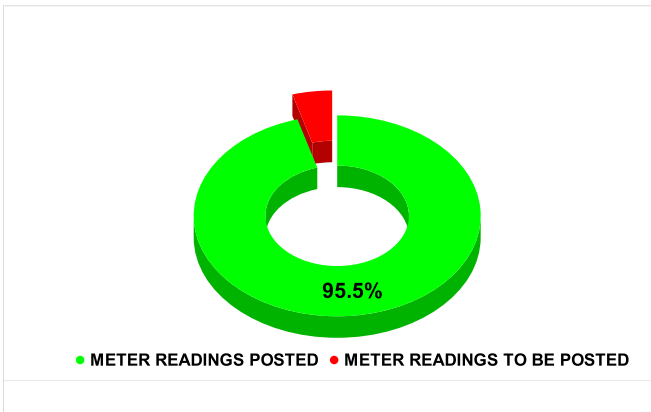
METER READING POSTING % AGAINST NUMBER OF LIVE CONNECTIONS OF JUNE




METER READING POSTING % AGAINST NUMBER OF LIVE CONNECTIONS OF JULY



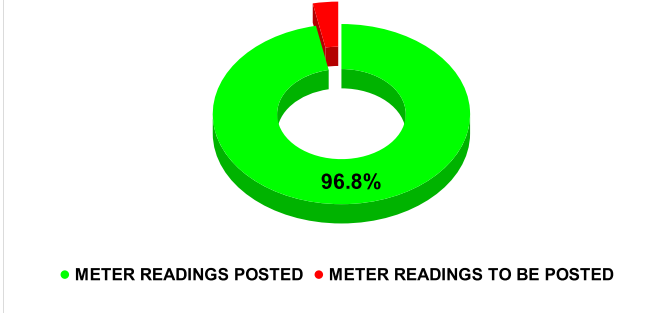
METER READING POSTING % AGAINST NUMBER OF LIVE CONNECTIONS OF AUGUST




METER READING POSTING % AGAINST NUMBER OF LIVE CONNECTIONS OF SEPTEMBER



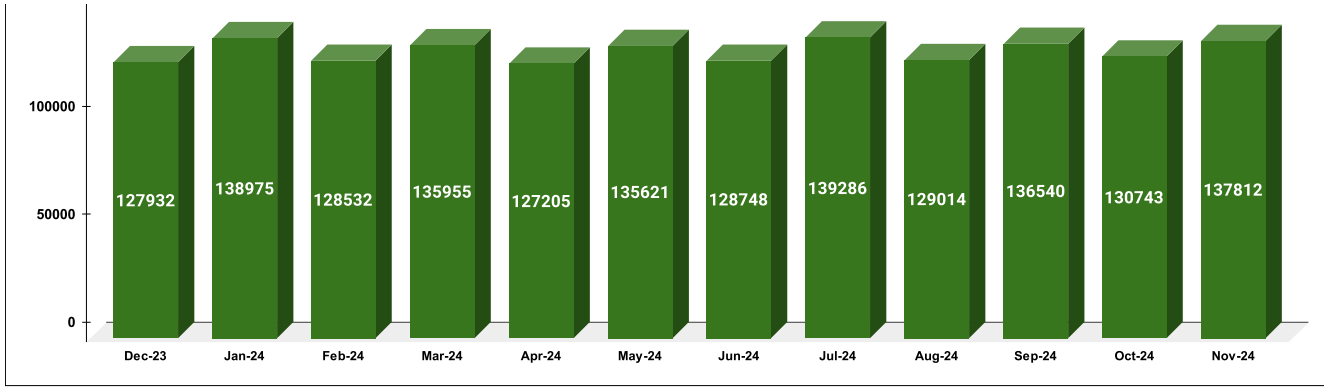
METER READING POSTING % AGAINST NUMBER OF LIVE CONNECTIONS OF OCTOBER



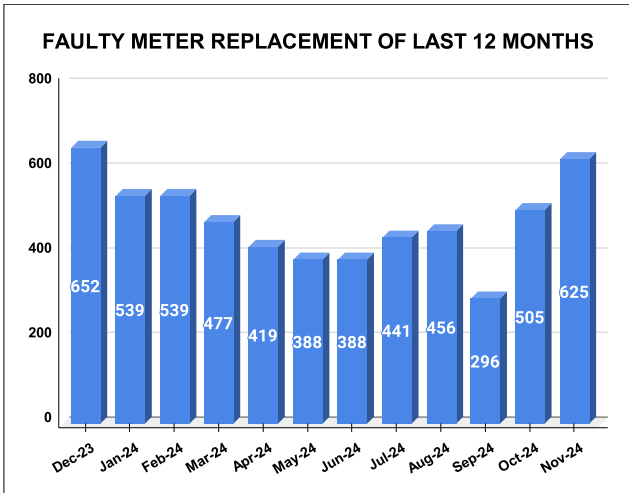
METER READING POSTING % AGAINST NUMBER OF LIVE CONNECTIONS OF NOVEMBER



METER READING POSTED FOR LAST 12 MONTHS

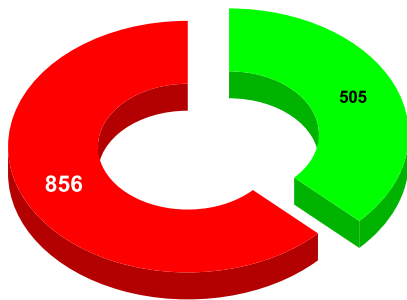


FAULTY METER Marks: 15.67, Total marks: 20, Rank: 15




MONTH	Total No.of Faulty meters	Number of Faulty meter replaced	Number of Faulty meter pending
JUNE	1,447	388	1,059
JULY	1,396	441	955
AUGUST	1,328	456	872
SEPTEMBER	1,374	296	1,078
OCTOBER	1,361	505	856
NOVEMBER	1,099	625	474

FAULTY METER REPLACED VS FAULTY METER TO BE REPLACED ON OCTOBER



● NO OF FAULTY METERS REPLACED
● FAULTY METERS TO BE REPLACED

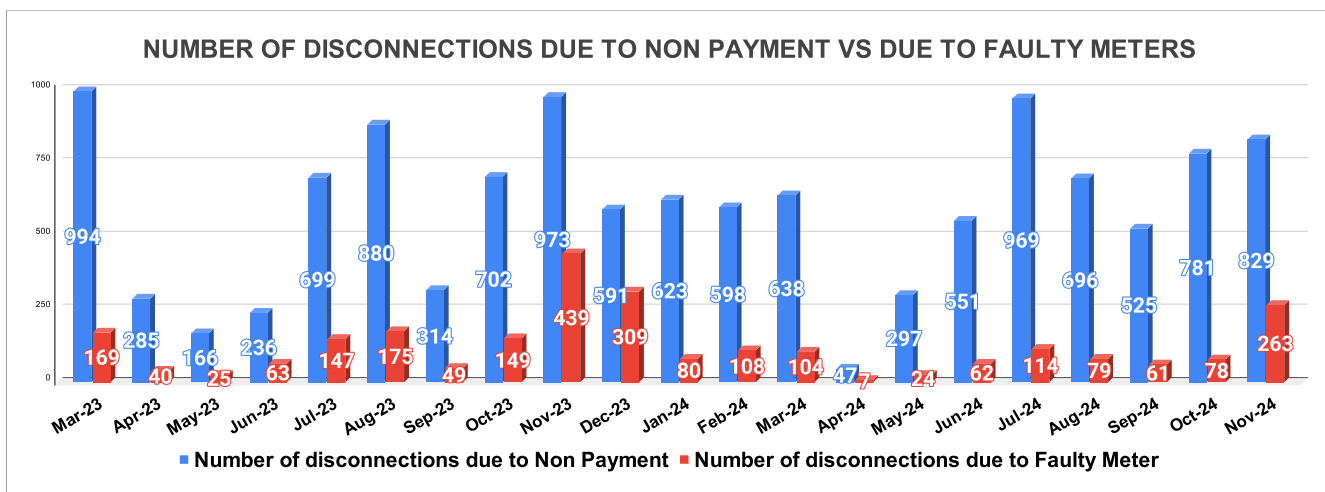
FAULTY METER REPLACED VS FAULTY METER TO BE REPLACED ON NOVEMBER



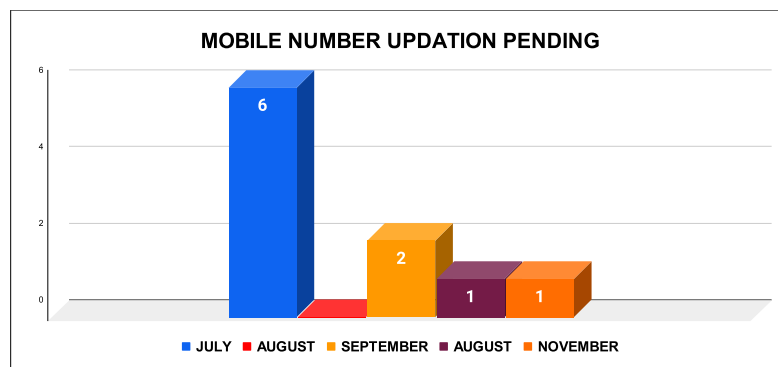
● NO OF FAULTY METERS REPLACED
● FAULTY METERS TO BE REPLACED

DISCONNECTION STATUS Marks: -, Total marks: -, Rank: -

DISCONNECTI ONS	APRIL	MAY	JUNE	JULY	AUGUST	SEPTEMBER	OCTOBER	NOVEMBER	DECEMBER	JANUARY	FEBRUARY	MARCH
DUE TO NON PAYMENT ()	285	166	236	699	880	314	702	973	591	623	598	638
DUE TO FAULTY METER ()	40	25	63	147	175	49	149	439	309	80	108	104
DUE TO NON PAYMENT ()	47	297	551	969	696	525	781	829				
DUE TO FAULTY METER ()	7	24	62	114	79	61	78	263				



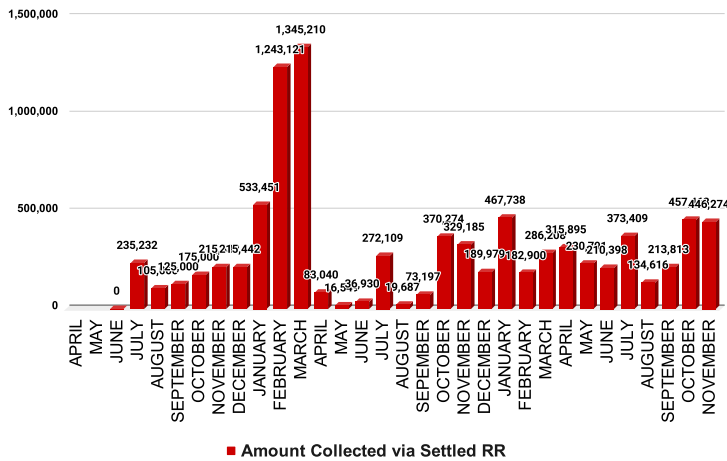
MOBILE NUMBER UPDATION	Marks	Total marks	Rank
	1.97	10	26



Mobile Number updation pending				
JULY	AUGUST	SEPTEMBER	OCTOBER	NOVEMBER
6	0	2	1	1

REVENUE RECOVERY STATUS	Marks	Total marks	Rank
	#N/A	8	#N/A

AMOUNT COLLECTED VIA SETTLED RR OF PREVIOUS MONTHS

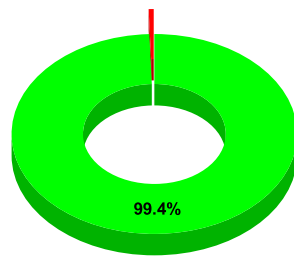


MONTH	No of RR Notices Issued	No of RR Proceed	No Of RR Settled	Amount Collected via Settled RR
JUNE	283	86	15	210,398
JULY	452	174	45	373,409
AUGUST	645	79	35	134,616
SEPTEMBER	536	68	29	213,813
OCTOBER	366	68	49	457,463
NOVEMBER	725	199	923	446,274

JAL JEEVAN MISSION ROUTING

Marks	Total marks	Rank
9.99	10	22

CONNECTIONS ROUTED THROUGH E ABACUS & PENDING TO BE ROUTED AS ON OCT 2024



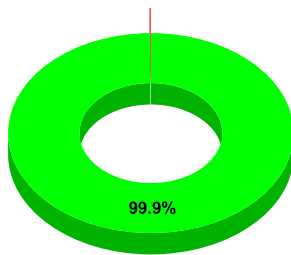
● No of connection routed in e-Abacus ● Balance connection to be routed

MONTH	Total No of JJM Connection	No of connection routed in e-Abacus	Balance connection to be routed
JUNE	79,246	78,976	270

MONTH	Total No of JJM Connection	No of connection routed in e-Abacus	Balance connection to be routed
JULY	60,412	60,234	178

MONTH	Total No of JJM Connection	No of connection routed in e-Abacus	Balance connection to be routed
AUGUST	79,461	60,055	13

CONNECTIONS ROUTED THROUGH E ABACUS & PENDING TO BE ROUTED AS ON NOV 2024



● No of connection routed in e-Abacus ● Balance connection to be routed

MONTH	Total No of JJM Connection	No of connection routed in e-Abacus	Balance connection to be routed
SEPTEMBER	79,607	79,318	289

MONTH	Total No of JJM Connection	No of connection routed in e-Abacus	Balance connection to be routed
OCTOBER	79,868	79,414	454

MONTH	Total No of JJM Connection	No of connection routed in e-Abacus	Balance connection to be routed
NOVEMBER	79,924	79,820	104

Sources of data

Revenue Collection Data	DCB based on E-abacus data collected from Divisions and consolidated by RMC
Amnesty Data	Summary of Live data submitted by Revenue Division via Google sheet shared
Meter Reading Data	Data collected from division via google sheets
Faulty Meter Replacement Data	Data collected from division via google sheets
JJM Reading Posting	Data collected from division via google sheets
Moile Number updation Status	Data collected from division via google sheets
Disconnection data	Data collected from division via google sheets
BPL data	Data provided from DBA
Arrear Break up	Govt. Arrear , Central Govt. Arrear as on November based on e-abacus ; LSGD data based on DCB
Total Arrears and Total Connections	Data from DCB
Top Defaulters	Arrear data from E-abacus as on November