



കേരള ജല അതോറിറ്റി

KASARGOD	NOVEMBER	Report Generated at 07/01/2025 17:58:13	Rank -23
-----------------	----------	---	-----------------

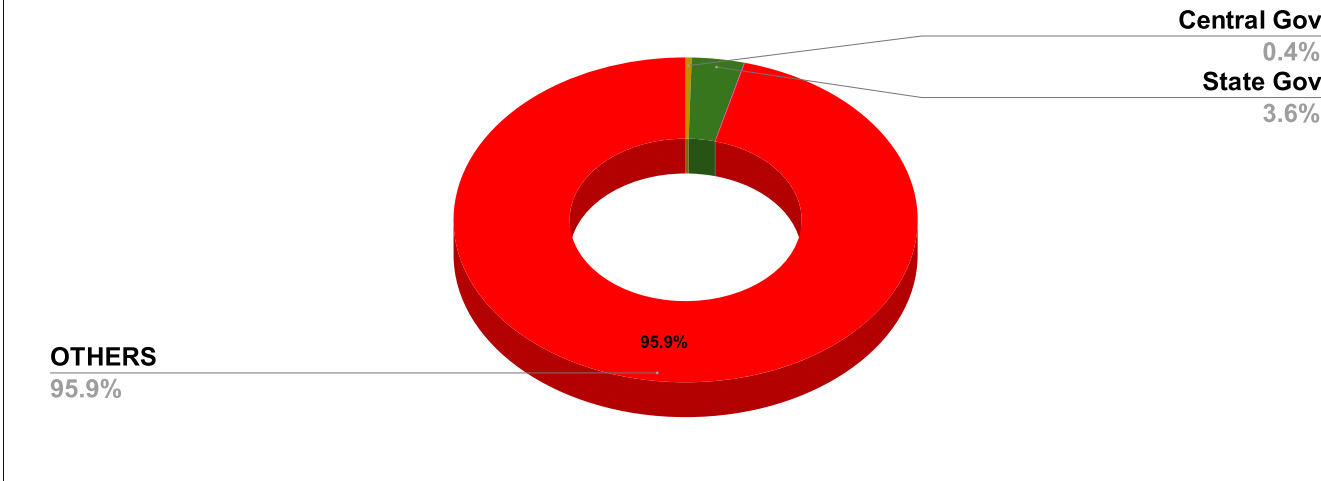
Name of Executive Engineer	Sri. M Prakashan
-----------------------------------	------------------

Name of Revenue officer	Sri Sanal.C.G
--------------------------------	---------------

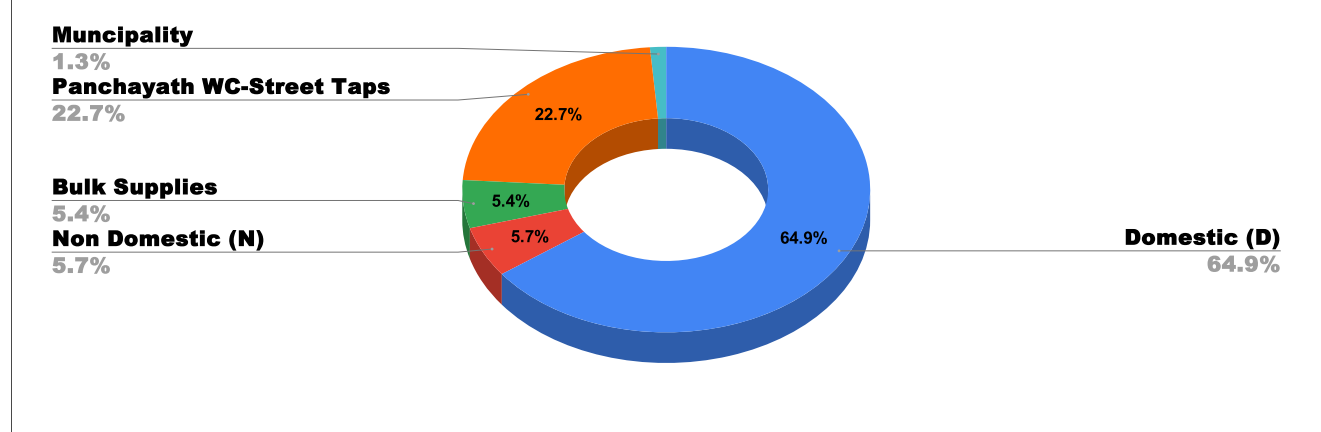
CONNECTIONS AS ON AS ON NOVEMBER :	58,419	ARREARS IN CRORE AS ON NOVEMBER :	6.75
---	---------------	--	-------------

ARREARS				
STATE GOVERNMENT	CENTRAL GOVERNMENT	PSU	OTHERS	LSGD
21,96,963	2,53,173	26,963	5,77,62,426	2,24,75,231

ARREAR BREAK UP INCLUDING LSGD



ARREARS INCLUDING LSGD



DOMESTIC	NON DOMESTIC	INDUSTRIAL	SPECIAL	BULK SUPPLY	Panchayath WC-Street Taps	Municipality WC -Street Taps	Corporation WC - Street Taps
6,09,63,659	53,69,388	84,020	-37,420	50,99,254	2,12,71,744	12,03,487	0

ARREARS WITH OUT LSGD

Bulk Supplies

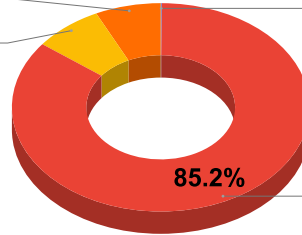
7.1%

Non Domestic (N)

7.5%

Industrial (I)

0.1%



Domestic (D)

85.2%

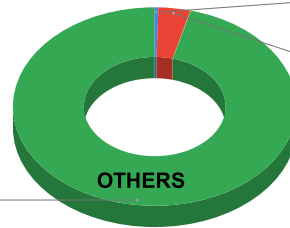
ARREAR BREAK UP WITH OUT LSGD

Central Gov

0.4%

State Gov

3.6%



Domestic, Nondomestic and others

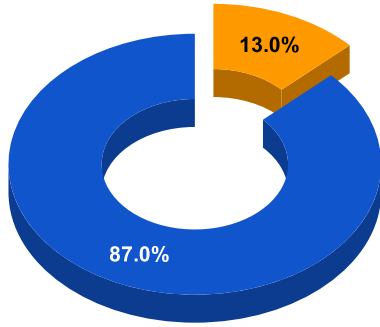
95.9%

TOP DEFAULTERS OF KASARGOD FOR THE MONTH OF NOVEMBER

SL NO	NAME	ARREAR
1	M/S LALITH RESORT AND SPA BEKAL, UDUMA, UDUMA POST,	5,53,520
2	THE PRINCIPAL, JAWAHAR NAVODAYA VIDYALAYA ,PERIYA, PERIYA,	1,98,973
3	Puttanna Shettigara, 12-296, Bolna House, Kodlamogaru	96,009
4	P.M ABDUL RAHIMAN, S/O (LATE) ABDULLA, NEAR GPM GOVT COLLEGE, HOSABETTU,	77,574
5	Avvamma, X/332, Guvedapadpu, Anekal	76,558
6	Nabeeza, 10-147, Kuntapadavu, Kodlamogaru PO	63,566
7	Gangadharan Nair P, 15/105, Madakkal, Kundamkuzhy	56,900
8	EXECUTIVE ENGINEER, XVIII/807/A, PWD REST HOUSE,PWD COMPLEX,, PULIKUNNU	56,634
9	LAKSHMI, W/O MAHALINKA MOOLYA, KATHERIKODY, ANEKALLU,KODALAMOGARU, 240/PT 46--9497841514	52,544
10	SUB INSPECTOR OF POLICE, HOSDURG POLICE STATION, KANHANGAD,	51,101

BPL DATA

BPL CONNECTIONS AS % OF TOTAL LIVE CONNECTIONS

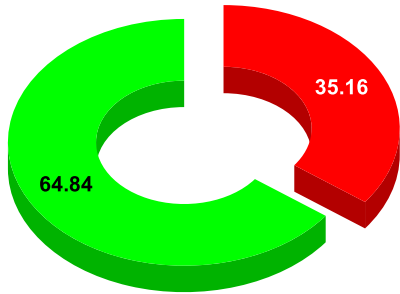


● BPL CONNECTIONS ● TOTAL LIVE CONNECTIONS

TOTAL NO OF BPL CONNECTIONS	
AS ON JULY 2023	7,566

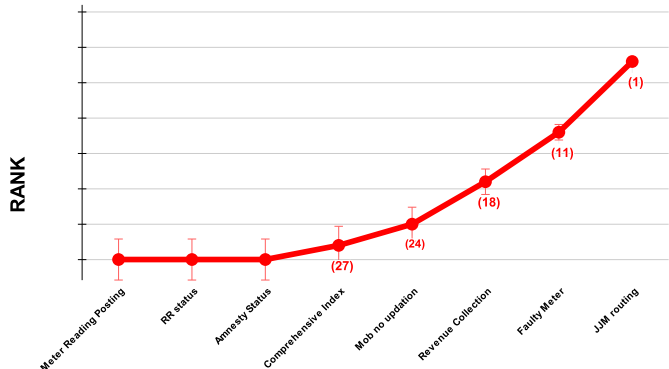
COMPREHENSIVE INDEX		
Marks	Total marks	Rank
66.27	100	23

MARKS OBTAINED



● Percent Score to be Achieved ● Percent Score Achieved

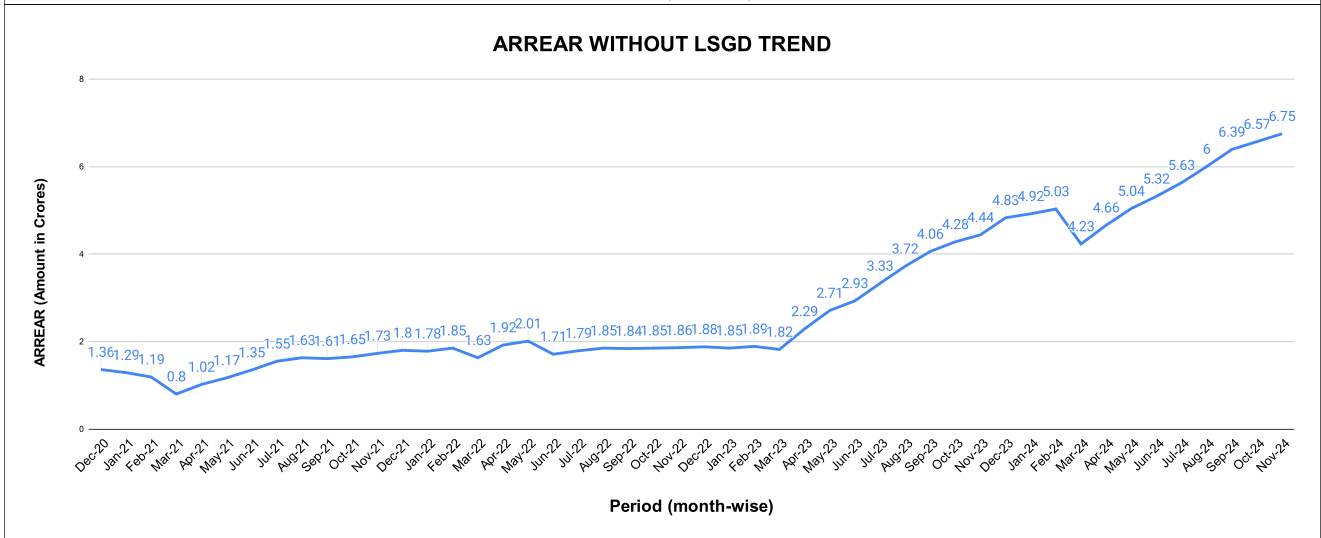
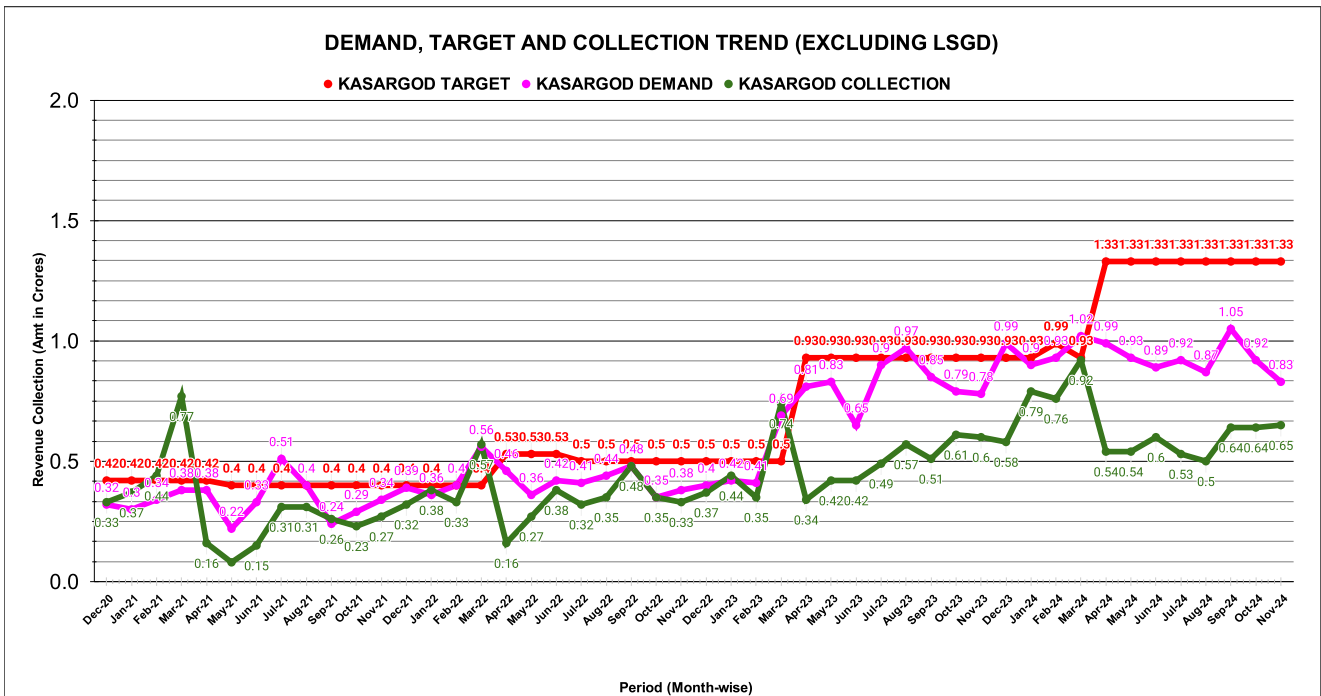
DIVISION RANK IN VARIOUS PARAMETERS



	Marks	Total marks	Rank
<u>COMPREHENSIVE INDEX</u>	66.27	100	23
<u>REVENUE COLLECTION ACHIEVEMENT</u>	15.72	25	26
<u>METER READING POSTING</u>	19.15	16	30
<u>FAULTY METER REPLACEMENT</u>	18.12	20	8
<u>MOBILE NO UPDATION</u>	#N/A	10	#N/A
<u>REVENUE RECOVERY STATUS</u>	1.27	8	24
<u>JAL JEEVAN MISSION ROUTING</u>	#N/A	10	#N/A
<u>AMNESTY</u>	1.27	11	

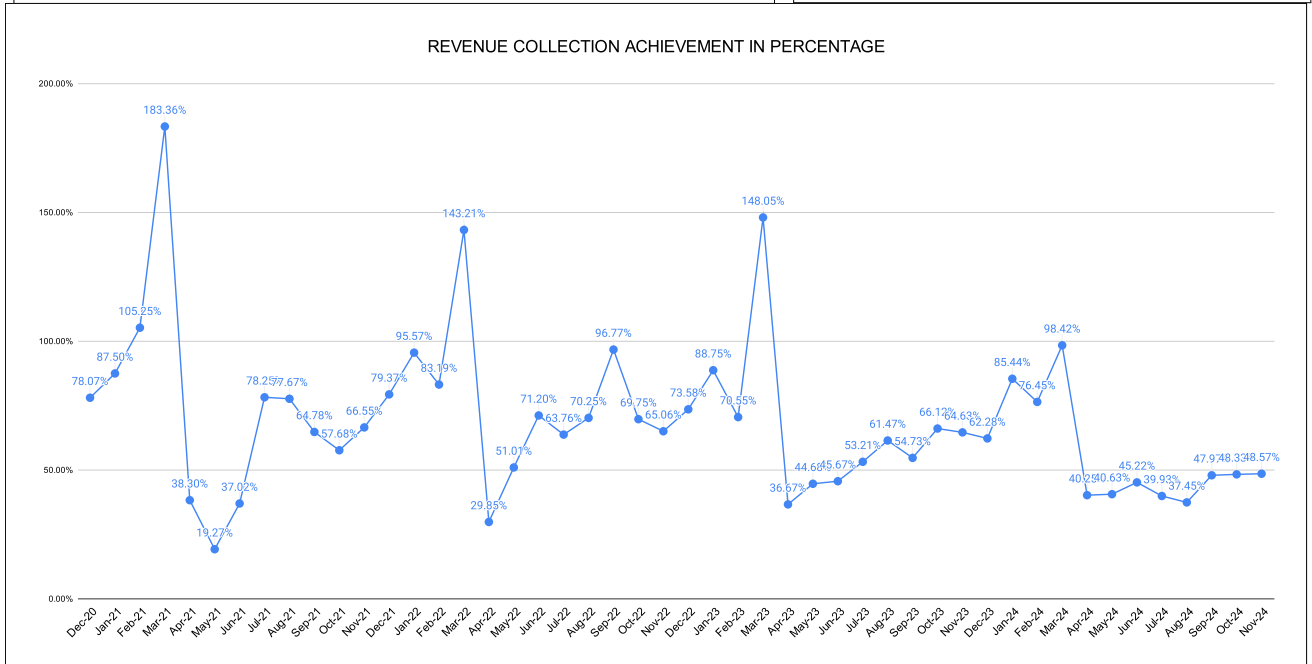
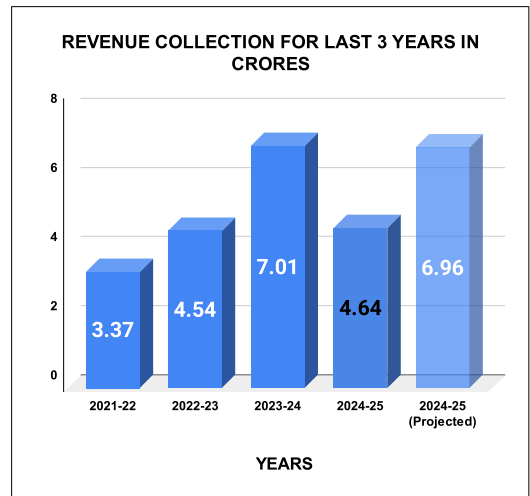
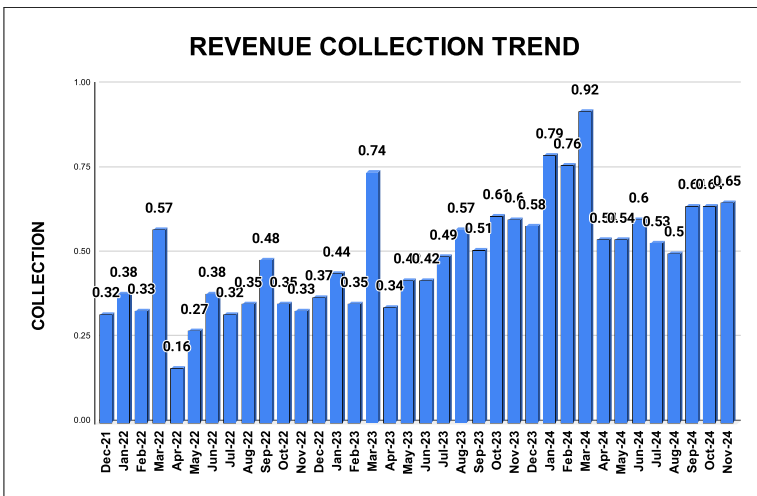
REVENUE COLLECTION ACHIEVEMENT

Marks	Total marks	Rank
15.72	25.00	26

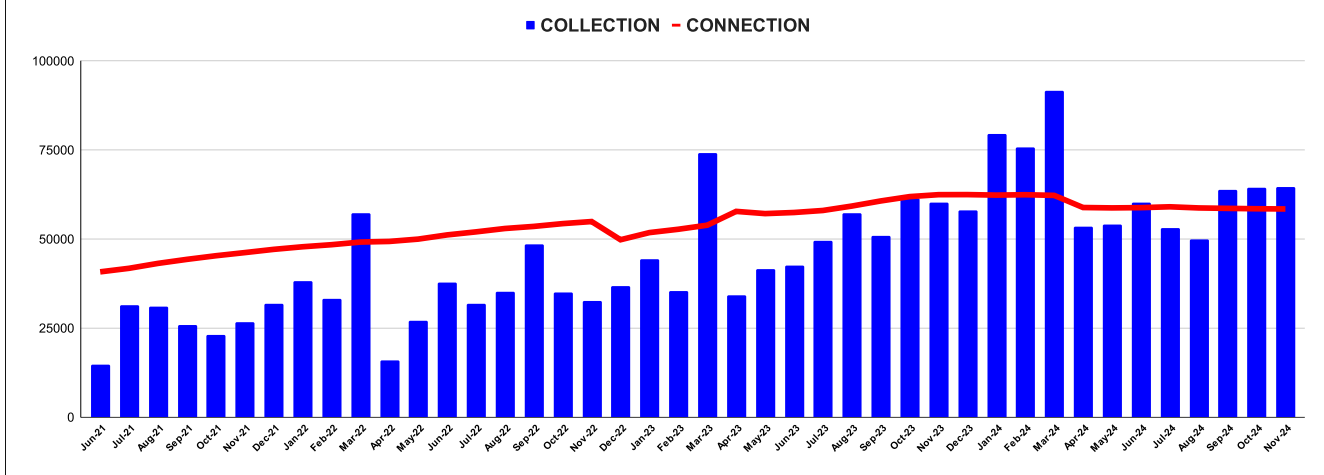


COLLECTION IN LAKHS

YEAR	April	May	June	July	August	September	October	November	December	January	February	March
2020-21	0.88	12.26	27.37	15.23	21.75	21.57	25.97	26.45	32.79	36.75	44.20	77.01
2021-22	16.09	7.71	14.81	31.30	31.07	25.91	23.07	26.62	31.75	38.23	33.28	57.28
2022-23	15.82	27.04	37.74	31.88	35.13	48.38	34.87	32.53	36.79	44.38	35.28	74.03
2023-24	34.10	41.55	42.47	49.48	57.17	50.90	61.49	60.11	57.92	79.46	75.69	91.53
2024-25	53.53	54.03	60.14	53.11	49.81	63.81	64.27	64.60				
YEAR	2020-21	2021-22	2022-23	2023-24	2024-25	2024-25 (Proj)						
COLLECTION IN LAKHS	342.24	337.12	453.86	701.86	463.30	694.94						



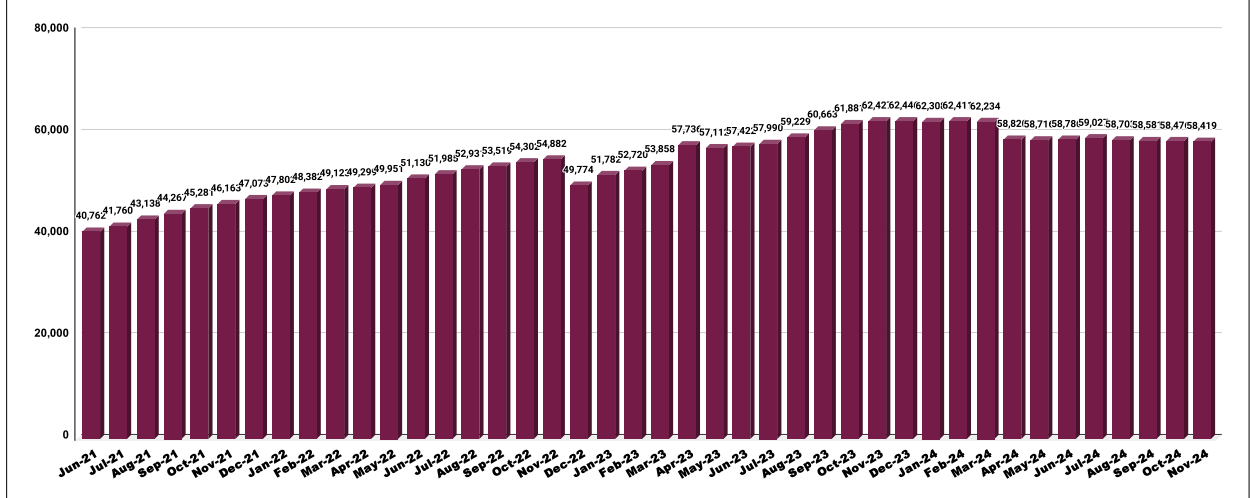
COLLECTION VS CONNECTIONS TREND FOR THE LAST 42 MONTHS



CONNECTION OF LAST 56 MONTHS

YEAR	April	May	June	July	August	September	October	November	December	January	February	March
2020-21	22,135	22,274	22,373	22,493	22,532	22,591	22,705	29,224	30,989	33,006	35,344	38,069
2021-22	39,358	39,855	40,762	41,760	43,138	44,267	45,281	46,163	47,073	47,802	48,382	49,123
2022-23	49,299	49,951	51,130	51,985	52,931	53,519	54,302	54,882	49,774	51,782	52,720	53,858
2023-24	57,736	57,112	57,422	57,990	59,229	60,663	61,881	62,427	62,446	62,308	62,411	62,234
2024-25	58,820	58,716	58,786	59,027	58,703	58,581	58,476	58,419				

CONNECTION TREND OF LAST 42 MONTHS



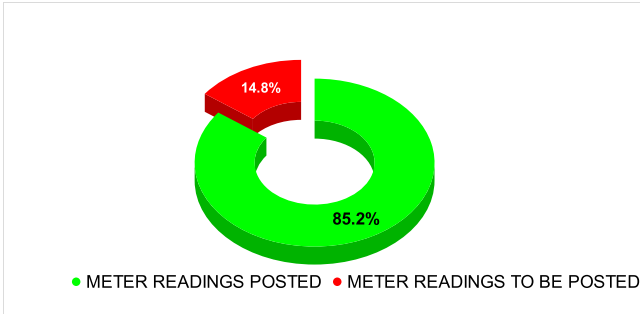
METER READING POSTING

Marks	Total marks	Rank
19.15	16	30

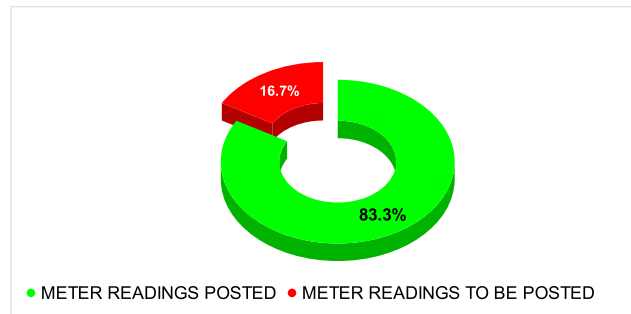
Total No. of Live connection on June	Total No. of readings posted on June	Total Readings of June against 50% Total Live Connections of June 24
56,460	24,040	85.16%
Total No. of Live connection on August	Total No. of readings posted on August	Total Readings of August against 50% Total Live Connections of August 24
56,260	26,476	94.12%
Total No. of Live connection on October	Total No. of readings posted on October	Total Readings of October against 50% Total Live Connections of October 24
55,972	26,307	94.00%

Total No. of Live connection on July	Total No. of readings posted on July	Total Readings of July against 50% Total Live Connections of July 24
56,655	23,606	83.33%
Total No. of Live connection on September	Total No. of readings posted on September	Total Readings of September against 50% Total Live Connections of September 24
56,010	25,986	92.79%
Total No. of Live connection on November	Total No. of readings posted on November	Total Readings of November against 50% Total Live Connections of November 24
55,596	25,526	91.83%

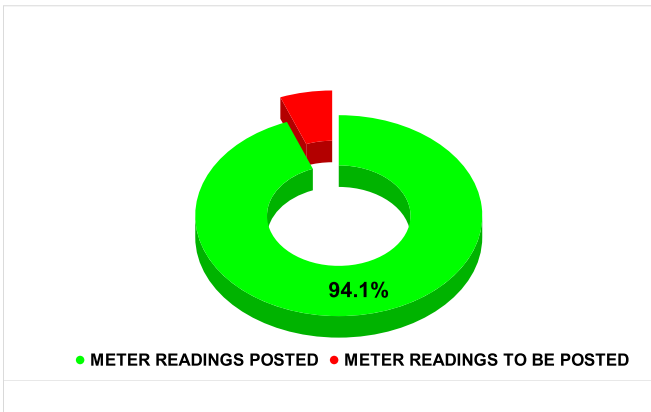
METER READING POSTING % AGAINST NUMBER OF LIVE CONNECTIONS OF JUNE



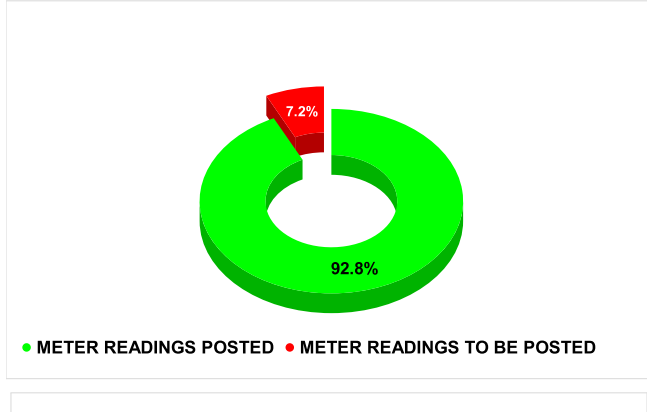
METER READING POSTING % AGAINST NUMBER OF LIVE CONNECTIONS OF JULY



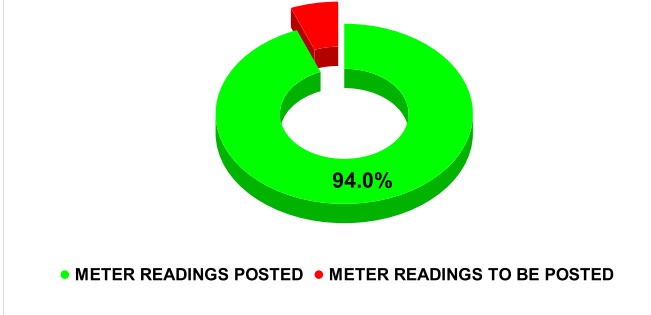
METER READING POSTING % AGAINST NUMBER OF LIVE CONNECTIONS OF AUGUST



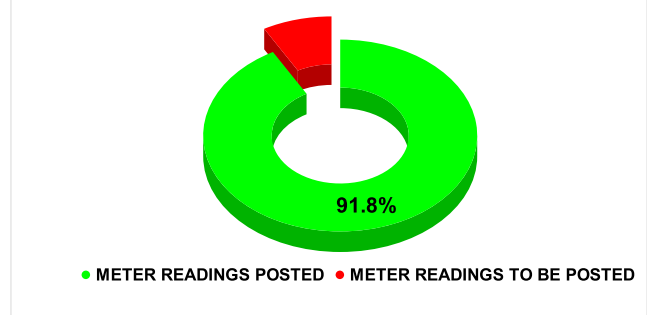
METER READING POSTING % AGAINST NUMBER OF LIVE CONNECTIONS OF SEPTEMBER



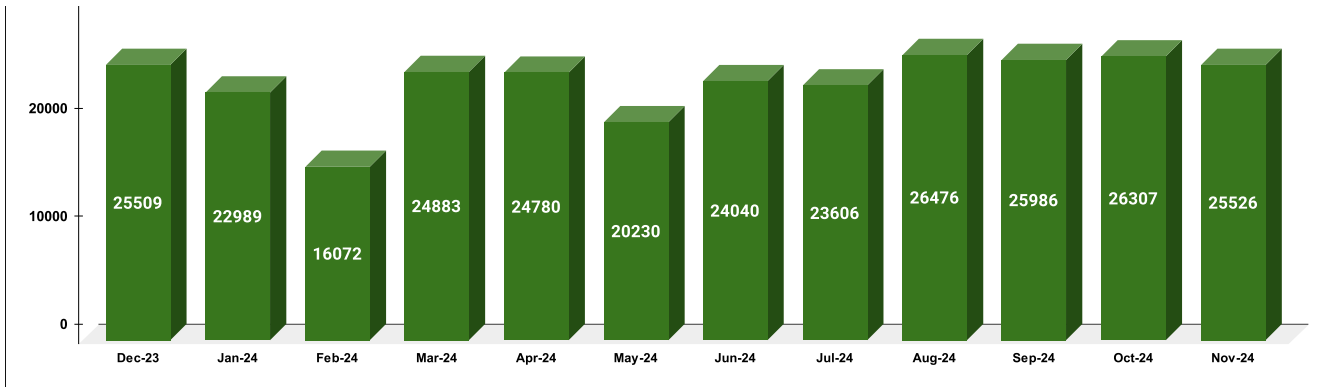
METER READING POSTING % AGAINST NUMBER OF LIVE CONNECTIONS OF OCTOBER



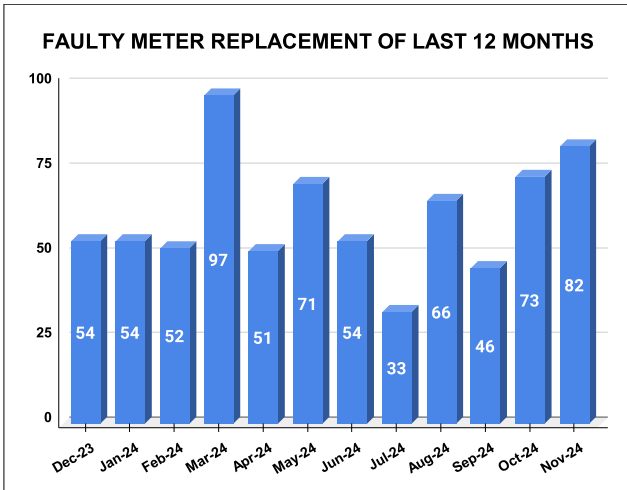
METER READING POSTING % AGAINST NUMBER OF LIVE CONNECTIONS OF NOVEMBER



METER READING POSTED FOR LAST 12 MONTHS

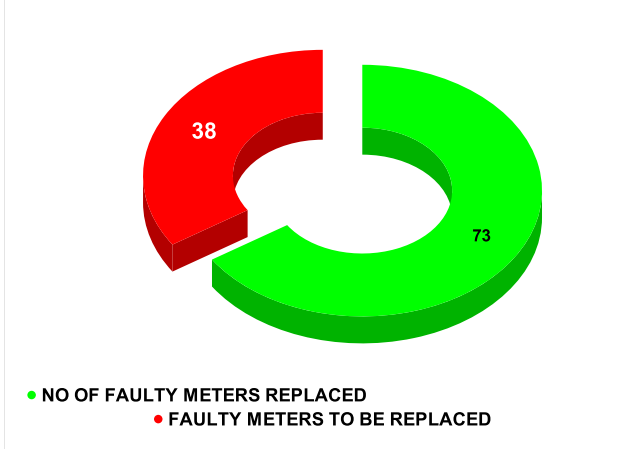


FAULTY METER Marks **18.12** Total marks **20** Rank **8**

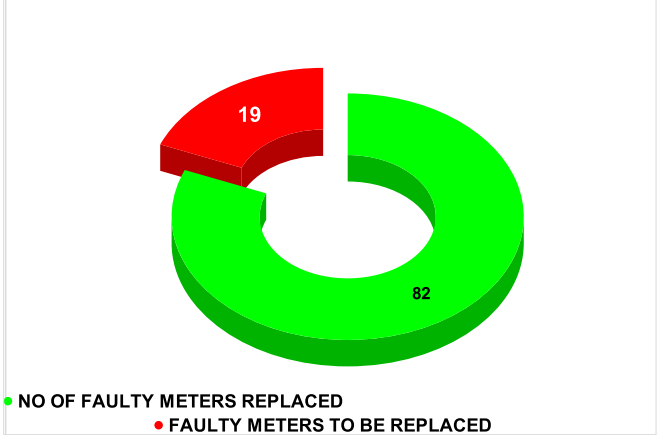


MONTH	Total No.of Faulty meters	Number of Faulty meter replaced	Number of Faulty meter pending
JUNE	159	54	105
JULY	178	33	145
AUGUST	180	66	114
SEPTEMBER	187	46	141
OCTOBER	111	73	38
NOVEMBER	101	82	19

FAULTY METER REPLACED VS FAULTY METER TO BE REPLACED ON OCTOBER

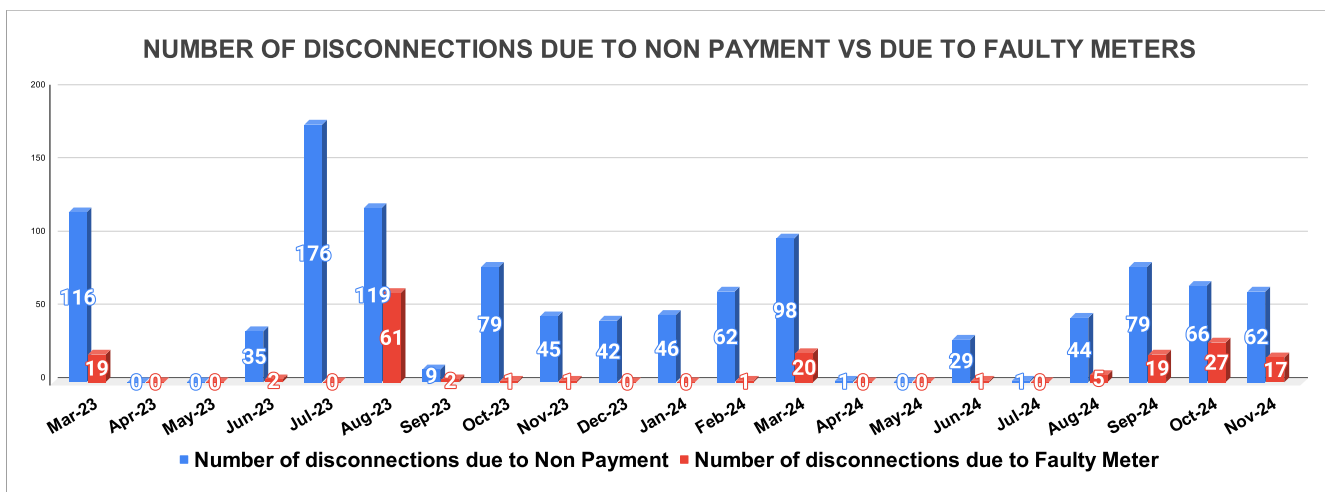


FAULTY METER REPLACED VS FAULTY METER TO BE REPLACED ON NOVEMBER

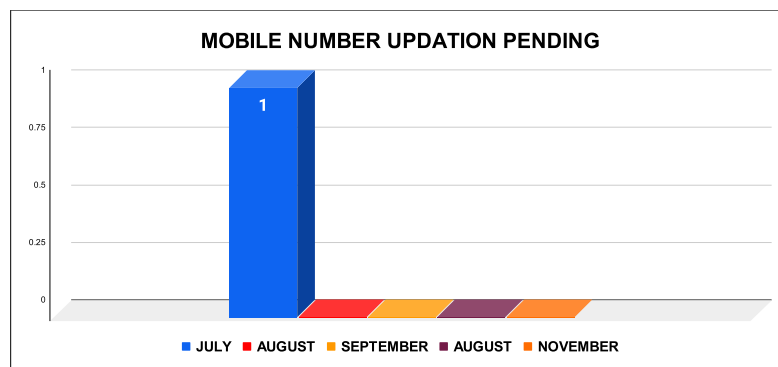


DISCONNECTION STATUS Marks **-** Total marks **-** Rank **-**

DISCONNECTI ONS	APRIL	MAY	JUNE	JULY	AUGUST	SEPTEMBER	OCTOBER	NOVEMBER	DECEMBER	JANUARY	FEBRUARY	MARCH
DUE TO NON PAYMENT ()	0	0	35	176	119	9	79	45	42	46	62	98
DUE TO FAULTY METER ()	0	0	2	0	61	2	1	1	0	0	1	20
DUE TO NON PAYMENT()	1	0	29	1	44	79	66	62				
DUE TO FAULTY METER()	0	0	1	0	5	19	27	17				



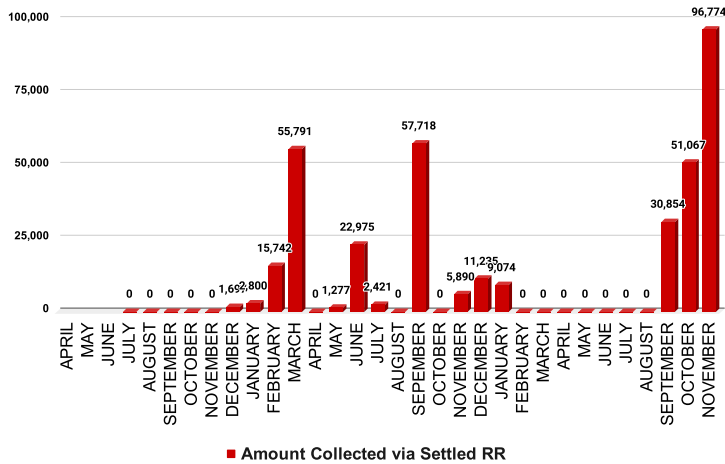
MOBILE NUMBER UPDATION	Marks	Total marks	Rank
	#N/A	10	#N/A



Mobile Number updation pending				
JULY	AUGUST	SEPTEMBER	OCTOBER	NOVEMBER
1	0	0	0	0

REVENUE RECOVERY STATUS	Marks	Total marks	Rank
	1.27	8	24

AMOUNT COLLECTED VIA SETTLED RR OF PREVIOUS MONTHS




MONTH	No of RR Notices Issued	No of RR Proceed	No Of RR Settled	Amount Collected via Settled RR
JUNE	0	0	0	0
JULY	0	0	0	0
AUGUST	57	20	0	0
SEPTEMBER	115	16	5	30,854
OCTOBER	94	0	10	51,067
NOVEMBER	35	48	32	96,774

JAL JEEVAN MISSION ROUTING


Marks	Total marks	Rank
#N/A	10	#N/A

CONNECTIONS ROUTED THROUGH E ABACUS & PENDING TO BE ROUTED AS ON OCT 2024



MONTH	Total No of JJM Connection	No of connection routed in e-abacus	Balance connection to be routed
JUNE	261	261	0
JULY	515	515	0
AUGUST	57	57	0

CONNECTIONS ROUTED THROUGH E ABACUS & PENDING TO BE ROUTED AS ON NOV 2024



MONTH	Total No of JJM Connection	No of connection routed in e-abacus	Balance connection to be routed
SEPTEMBER	104	104	0
OCTOBER	1,686	1,686	0
NOVEMBER	2,015	2,015	0

Sources of data

Revenue Collection Data	DCB based on E-abacus data collected from Divisions and consolidated by RMC
Amnesty Data	Summary of Live data submitted by Revenue Division via Google sheet shared
Meter Reading Data	Data collected from division via google sheets
Faulty Meter Replacement Data	Data collected from division via google sheets
JJM Reading Posting	Data collected from division via google sheets
Moile Number updation Status	Data collected from division via google sheets
Disconnection data	Data collected from division via google sheets
BPL data	Data provided from DBA
Arrear Break up	Govt. Arrear , Central Govt. Arrear as on November based on e-abacus ; LSGD data based on DCB
Total Arrears and Total Connections	Data from DCB
Top Defaulters	Arrear data from E-abacus as on November