



കേരള ജല അതോറിറ്റി

ATTINGAL	NOVEMBER	Report Generated at 07/01/2025 17:26:41	Rank-7
-----------------	----------	---	---------------

Name of Executive Engineer	Sri.Santhosh V
-----------------------------------	----------------

Name of Revenue officer	Smt.Shirly.S
--------------------------------	--------------

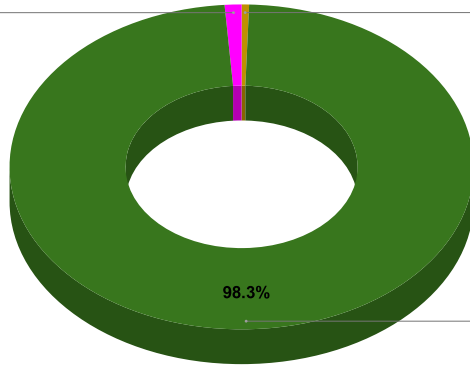
CONNECTIONS AS ON AS ON NOVEMBER :	1,73,795	ARREARS IN CRORE AS ON NOVEMBER :	22.43
---	-----------------	--	--------------

ARREARS				
STATE GOVERNMENT	CENTRAL GOVERNMENT	PSU	OTHERS	LSGD
6,36,78,919	3,35,166	7,59,364	#VALUE!	35,48,31,496

ARREAR BREAK UP INCLUDING LSGD

PSU
1.2%

Central Gov
0.5%

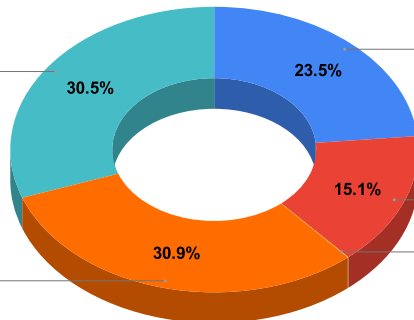


State Gov
98.3%

ARREARS INCLUDING LSGD

Municipality
30.5%

Domestic (D)
23.5%



Non Domestic (N)
15.1%

Special (S)
0.1%

Panchayath WC-Street Taps
30.9%

DOMESTIC	NON DOMESTIC	INDUSTRIAL	SPECIAL	BULK SUPPLY	Panchayath WC-Street Taps	Municipality WC -Street Taps	Corporation WC -Street Taps
13,58,56,859	8,72,29,944	8,94,574	3,26,884	0	17,85,83,918	17,62,47,578	0

ARREARS WITH OUT LSGD

Special (S)

0.1%

Industrial (I)

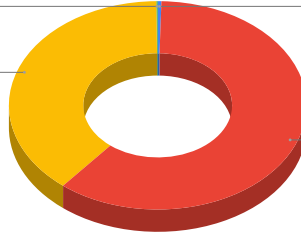
0.4%

Non Domestic (N)

38.9%

Domestic (D)

60.6%



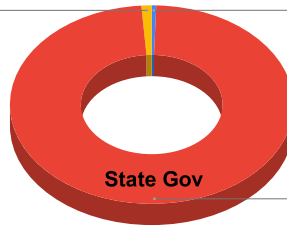
ARREAR BREAK UP WITH OUT LSGD

PSU

1.2%

Central Gov

0.5%



State Gov

State Gov

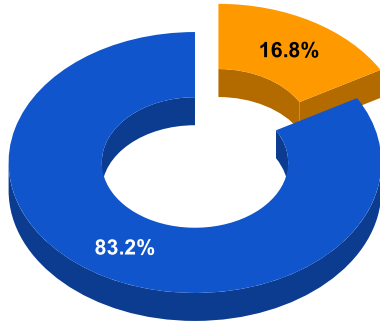
98.3%

TOP DEFAULTERS OF ATTINGAL FOR THE MONTH OF NOVEMBER

SL NO	NAME	ARREAR
1	THE PRINCIPAL, B.H.S ATTINGAL, , ,	1,01,59,680
2	THE HEAD MISTRESS, GOVT. H.S. FOR GIRLS, ATTINGAL,	56,41,744
3	THE HEAD MASTER, GOVT. HIGH SCHOOL, AVANAVANCHERY, 9447013936	47,20,627
4	K . ARUNDATHI, HEAD MISTRESS, GOVT L P S, MELATTINGAL	43,70,568
5	THE HEAD MASTER, TOWN U.P.S. ATTINGAL, ,	35,62,322
6	THE MANAGER, ST.ALOUSIOUS L.P. SCHOOL, MAMPALLY, ANCHUTENGU	31,07,294
7	THE EXECUTIVE OFFICER, PANCHAYATH OFFICE, CHIRAYINKEEZH,	30,97,786
8	THE MEDICAL OFFICER, GOVT.TALUK HOSPITAL, VALIYAKUNNU, ATTINGAL	28,69,334
9	THE HEAD MASTER, CP 5/1402, GOVT. U. P. SCHOOL, SARKARA CHIRAYINKIL	26,20,841
10	THE HEAD MASTER, GOVT .H.S . VENJARAMOODU, VENJARAMOODU, NELLANADU	22,86,963

BPL DATA

BPL CONNECTIONS AS % OF TOTAL LIVE CONNECTIONS

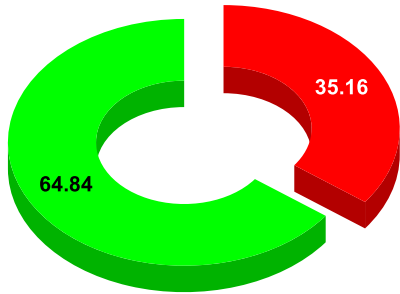


● BPL CONNECTIONS ● TOTAL LIVE CONNECTIONS

TOTAL NO OF BPL CONNECTIONS	
AS ON JULY 2023	28,477

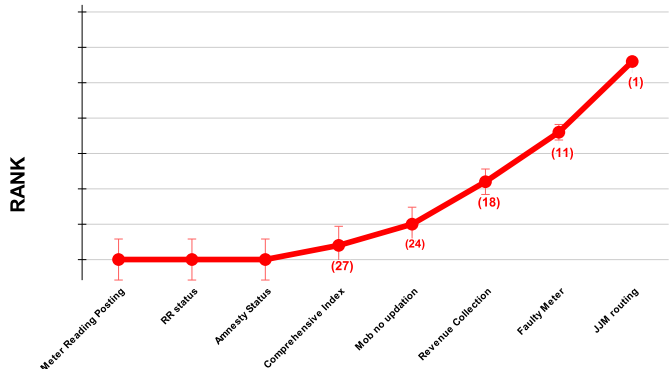
COMPREHENSIVE INDEX	Marks	Total marks	Rank
	74.23	100	7

MARKS OBTAINED



● Percent Score to be Achieved ● Percent Score Achieved

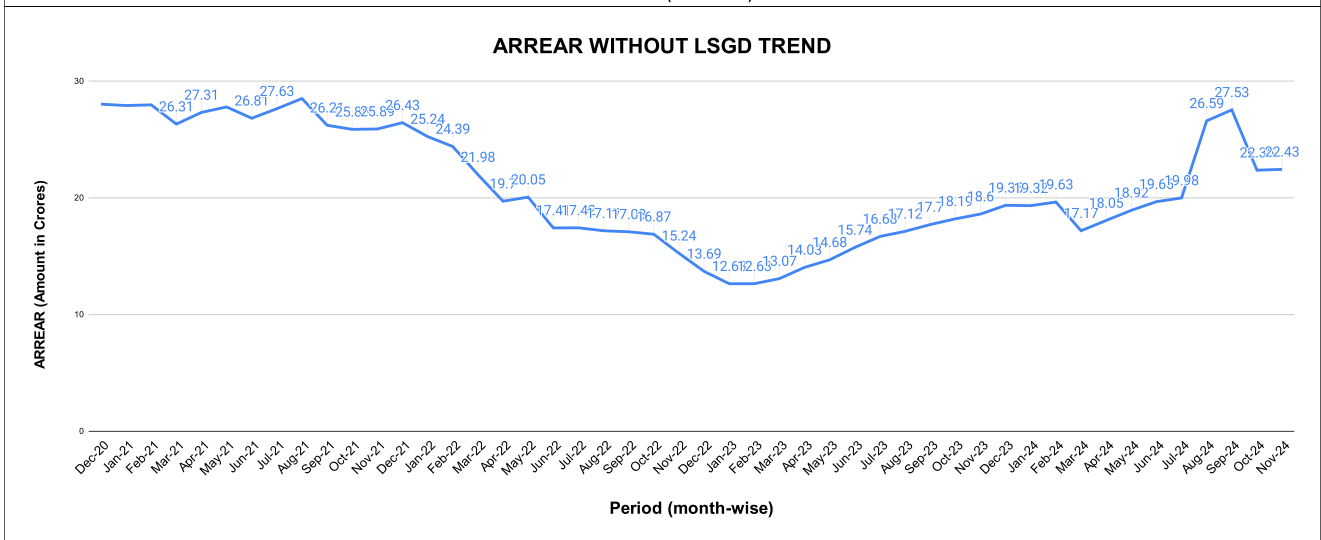
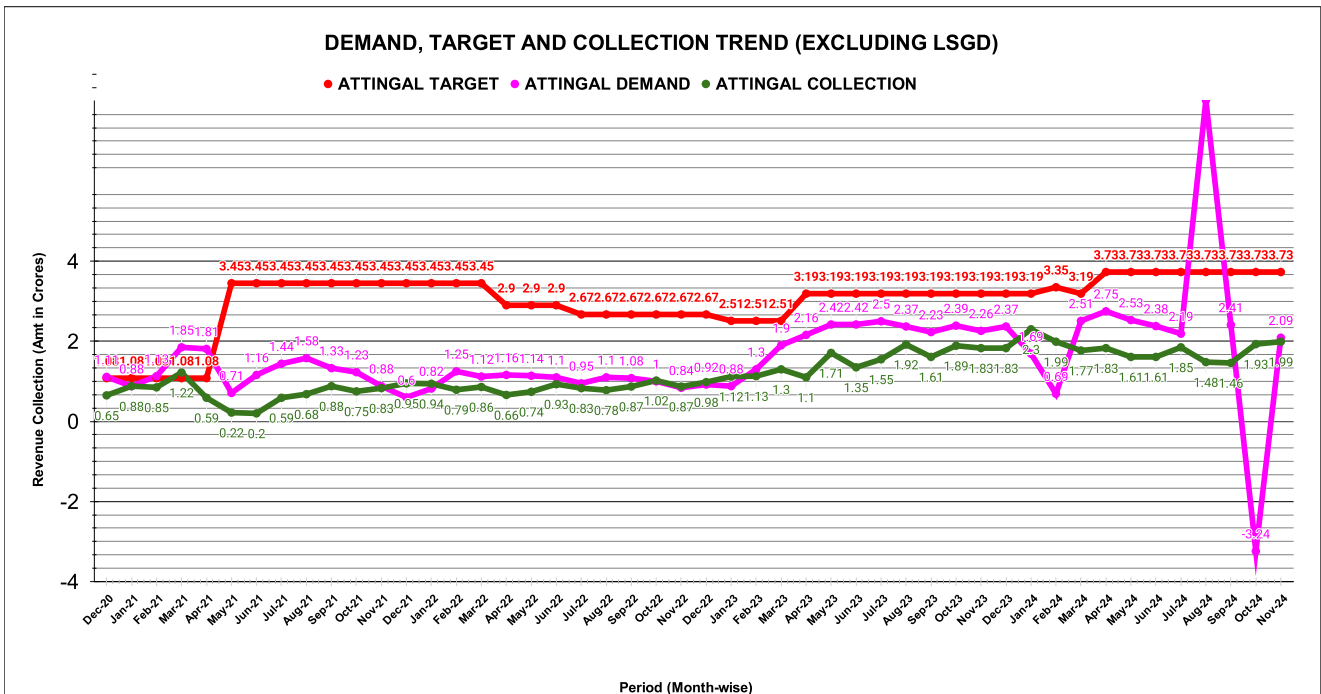
DIVISION RANK IN VARIOUS PARAMETERS



	Marks	Total marks	Rank
<u>COMPREHENSIVE INDEX</u>	74.23	100	7
<u>REVENUE COLLECTION ACHIEVEMENT</u>	16.61	25	22
<u>METER READING POSTING</u>	21.00	16	6
<u>FAULTY METER REPLACEMENT</u>	20.00	20	4
<u>MOBILE NO UPDATION</u>	2.00	10	22
<u>REVENUE RECOVERY STATUS</u>	4.62	8	9
<u>JAL JEEVAN MISSION ROUTING</u>	10.00	10	19
<u>AMNESTY</u>	4.62	11	

REVENUE COLLECTION ACHIEVEMENT

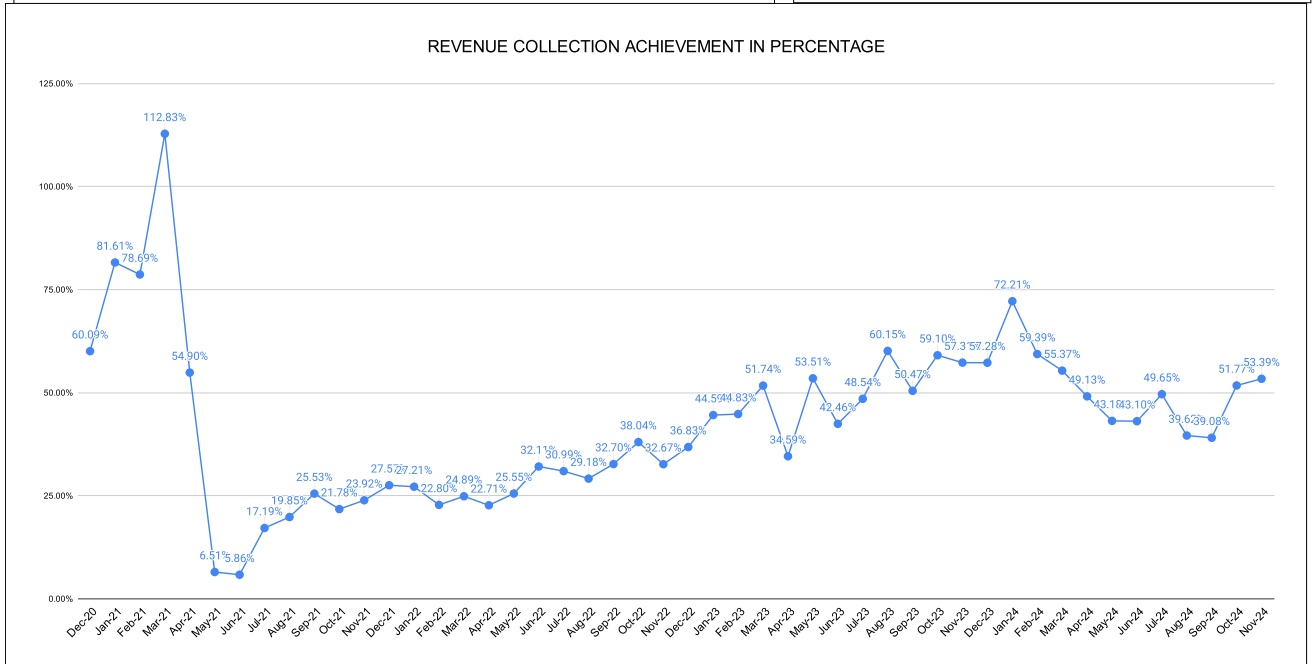
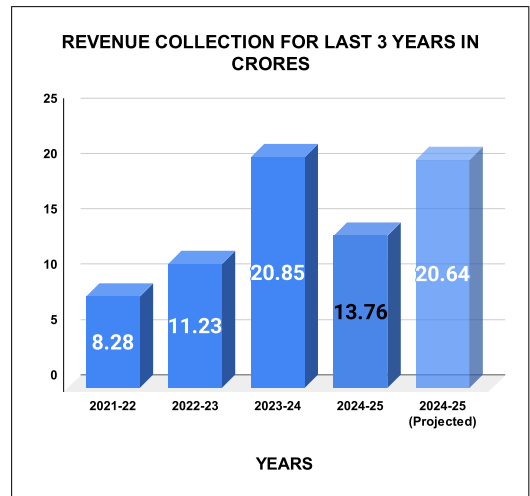
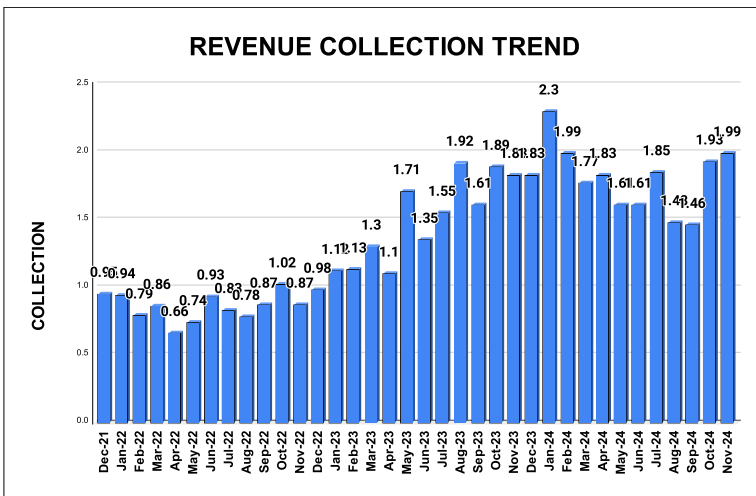
Marks	Total marks	Rank
16.61	25.00	22



COLLECTION IN LAKHS

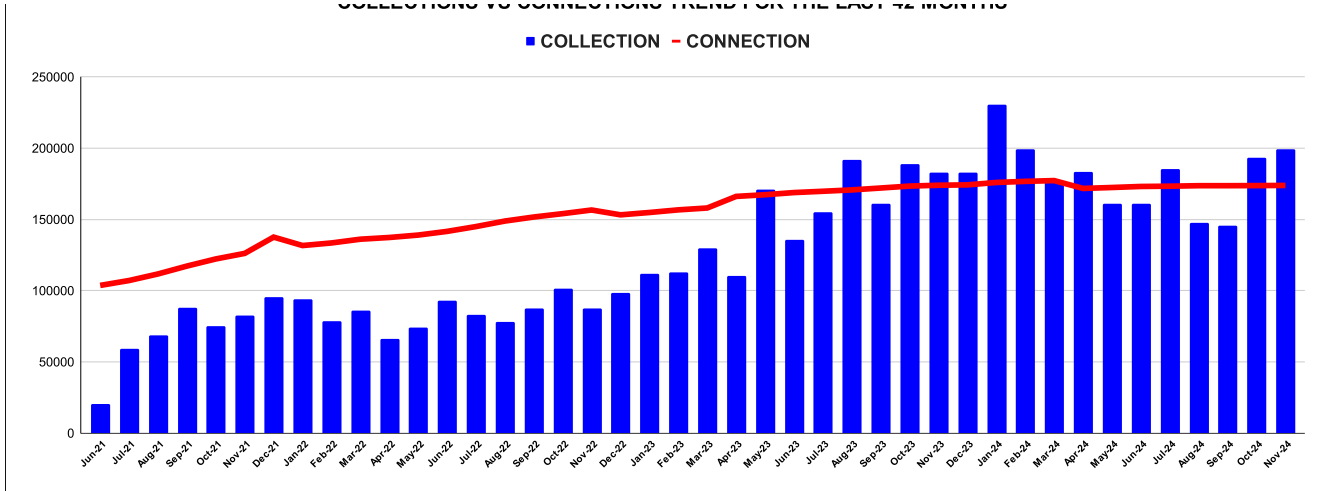
YEAR	April	May	June	July	August	September	October	November	December	January	February	March
2020-21	5.23	15.71	37.22	61.20	56.62	71.57	70.23	66.08	64.90	88.14	84.98	121.86
2021-22	59.29	22.47	20.23	59.31	68.47	88.09	75.13	82.51	95.13	93.89	78.66	85.88
2022-23	65.84	74.09	93.11	82.76	77.91	87.30	101.57	87.23	98.32	111.93	112.53	129.86
2023-24	110.34	170.71	135.46	154.84	191.88	160.99	188.53	182.82	182.71	230.36	198.95	176.65
2024-25	183.24	161.05	160.75	185.20	147.77	145.75	193.12	199.16				

YEAR	2020-21	2021-22	2022-23	2023-24	2024-25	2024-25 (Proj)
COLLECTION IN LAKHS	743.75	829.07	1,122.46	2,084.24	1,376.04	2,064.06



COLLECTIONS VS CONNECTIONS TREND FOR THE LAST 42 MONTHS

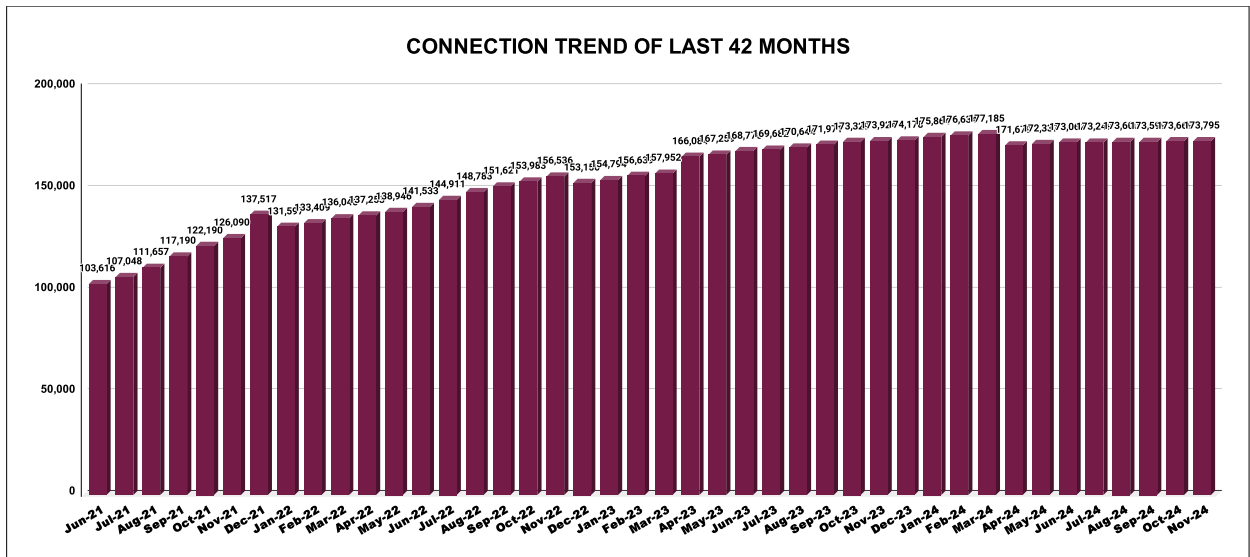
COLLECTION VS CONNECTIONS TREND FOR THE LAST 42 MONTHS



CONNECTION OF LAST 56 MONTHS

YEAR	April	May	June	July	August	September	October	November	December	January	February	March
2020-21	76,117	76,282	76,789	77,107	77,476	77,716	78,328	86,637	88,118	90,433	92,843	96,849
2021-22	99,631	1,00,840	1,03,616	1,07,048	1,11,657	1,17,190	1,22,190	1,26,090	1,37,517	1,31,597	1,33,409	1,36,046
2022-23	1,37,253	1,38,946	1,41,533	1,44,911	1,48,783	1,51,621	1,53,983	1,56,536	1,53,150	1,54,794	1,56,639	1,57,952
2023-24	1,66,084	1,67,259	1,68,776	1,69,682	1,70,644	1,71,971	1,73,329	1,73,924	1,74,178	1,75,864	1,76,634	1,77,185
2024-25	1,71,679	1,72,337	1,73,062	1,73,249	1,73,600	1,73,599	1,73,669	1,73,795				

CONNECTION TREND OF LAST 42 MONTHS



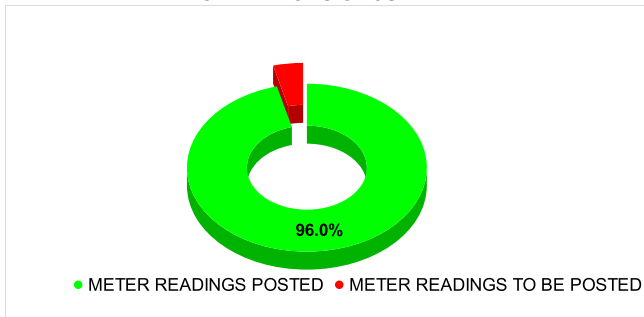
METER READING POSTING

Marks	Total marks	Rank
21.00	16	6

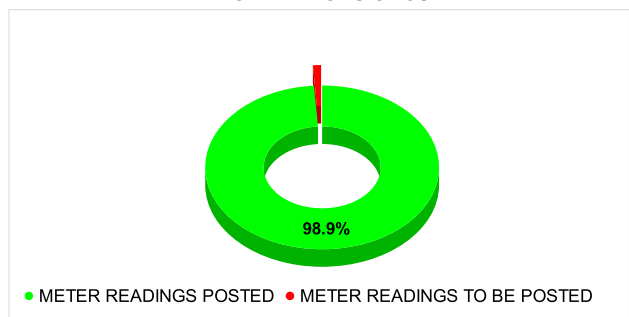
Total No. of Live connection on June	Total No. of readings posted on June	Total Readings of June against 50% Total Live Connections of June 24
173,062	83,047	95.97%
Total No. of Live connection on August	Total No. of readings posted on August	Total Readings of August against 50% Total Live Connections of August 24
173,600	83,838	96.59%
Total No. of Live connection on October	Total No. of readings posted on October	Total Readings of October against 50% Total Live Connections of October 24
166,194	83,836	100.89%

Total No. of Live connection on July	Total No. of readings posted on July	Total Readings of July against 50% Total Live Connections of July 24
173,249	85,651	98.88%
Total No. of Live connection on September	Total No. of readings posted on September	Total Readings of September against 50% Total Live Connections of September 24
173,599	85,396	98.38%
Total No. of Live connection on November	Total No. of readings posted on November	Total Readings of November against 50% Total Live Connections of November 24
166,337	85,374	102.65%

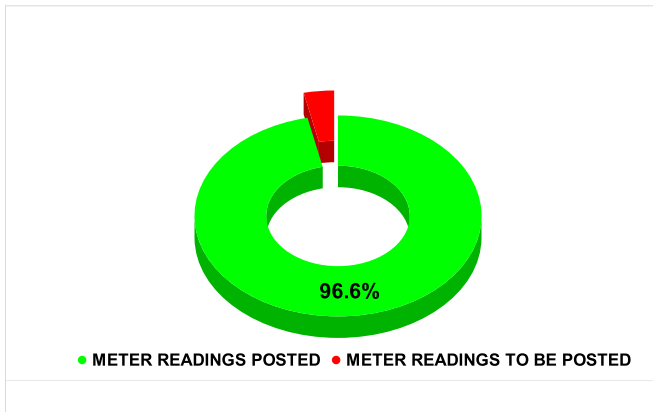
METER READING POSTING % AGAINST NUMBER OF LIVE CONNECTIONS OF JUNE



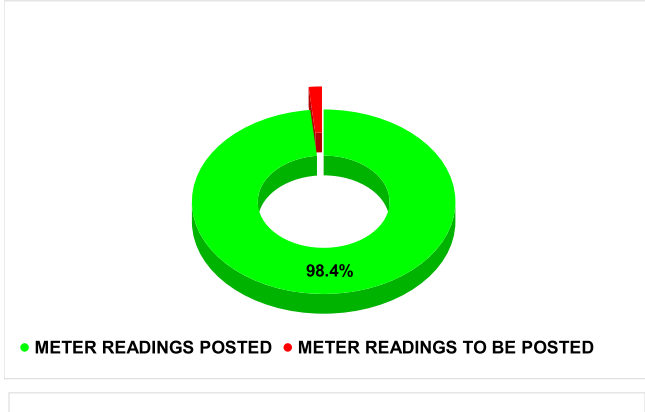
METER READING POSTING % AGAINST NUMBER OF LIVE CONNECTIONS OF JULY




METER READING POSTING % AGAINST NUMBER OF LIVE CONNECTIONS OF AUGUST




METER READING POSTING % AGAINST NUMBER OF LIVE CONNECTIONS OF SEPTEMBER



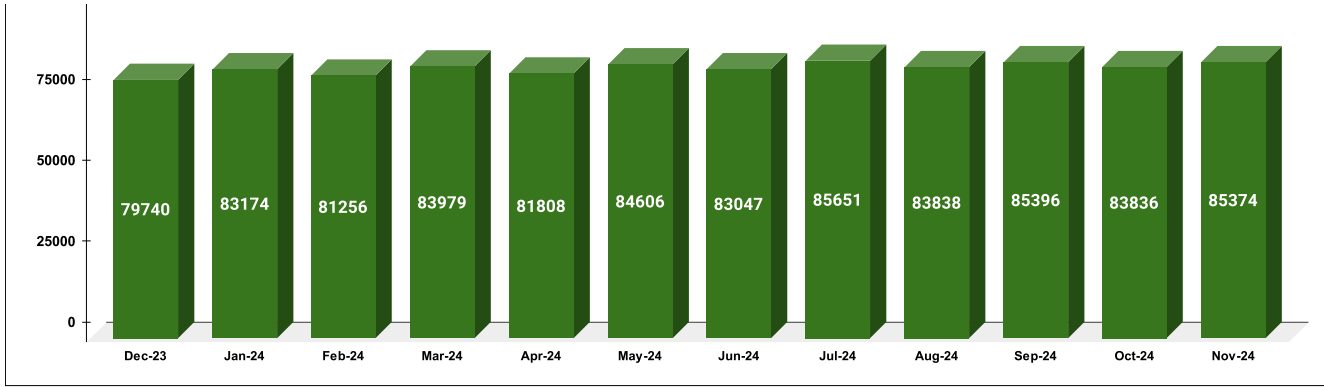
METER READING POSTING % AGAINST NUMBER OF LIVE CONNECTIONS OF OCTOBER



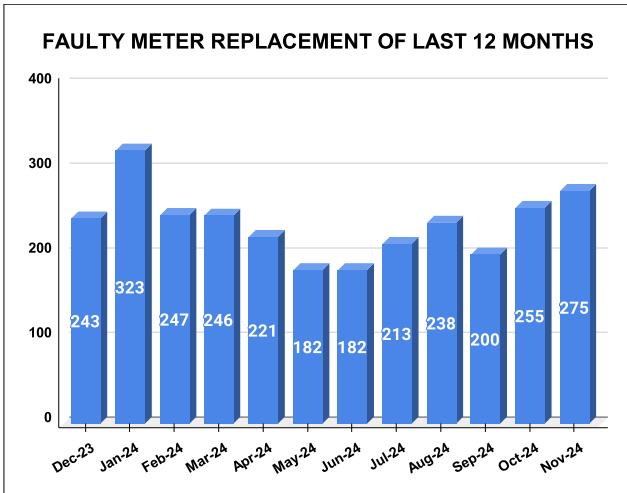
METER READING POSTING % AGAINST NUMBER OF LIVE CONNECTIONS OF NOVEMBER



METER READING POSTED FOR LAST 12 MONTHS

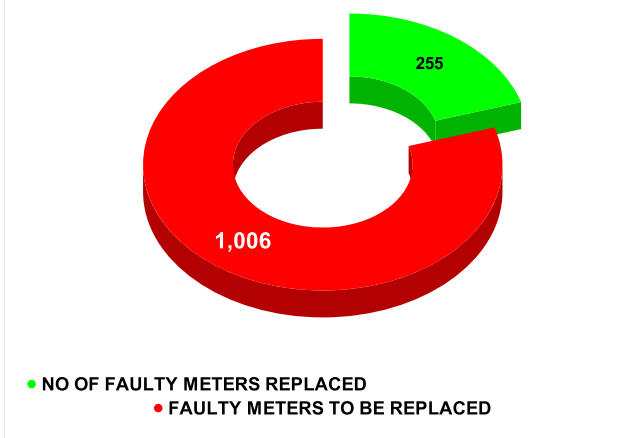


FAULTY METER Marks **20.00** Total marks **20** Rank **4**




MONTH	Total No.of Faulty meters	Number of Faulty meter replaced	Number of Faulty meter pending
JUNE	1,473	182	1,291
JULY	1,463	213	1,250
AUGUST	1,414	238	1,176
SEPTEMBER	1,336	200	1,136
OCTOBER	1,261	255	1,006
NOVEMBER	75	275	-200

FAULTY METER REPLACED VS FAULTY METER TO BE REPLACED ON OCTOBER

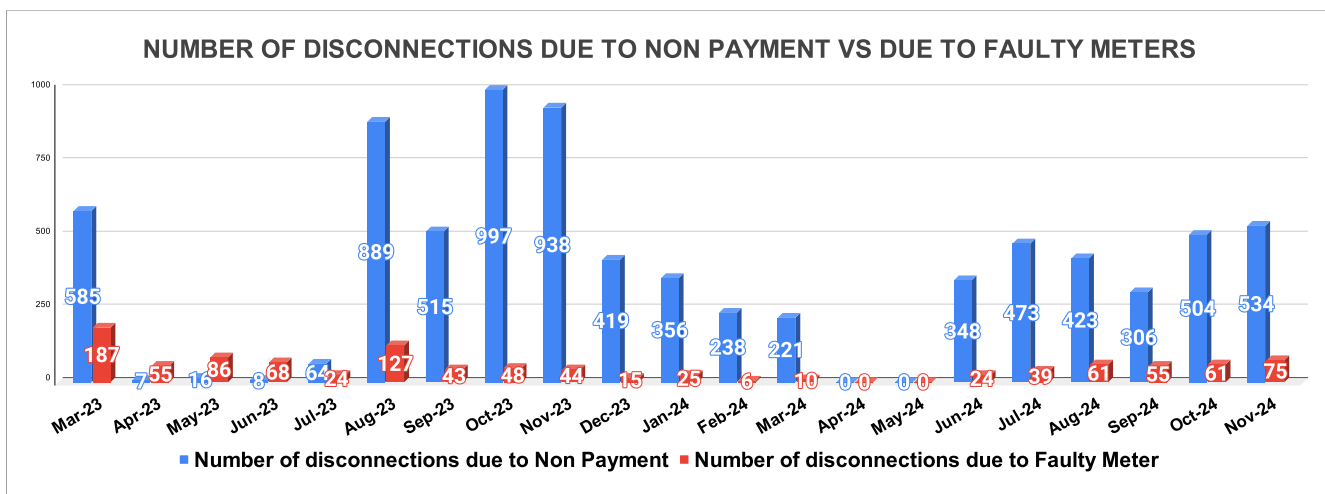


FAULTY METER REPLACED VS FAULTY METER TO BE REPLACED ON NOVEMBER

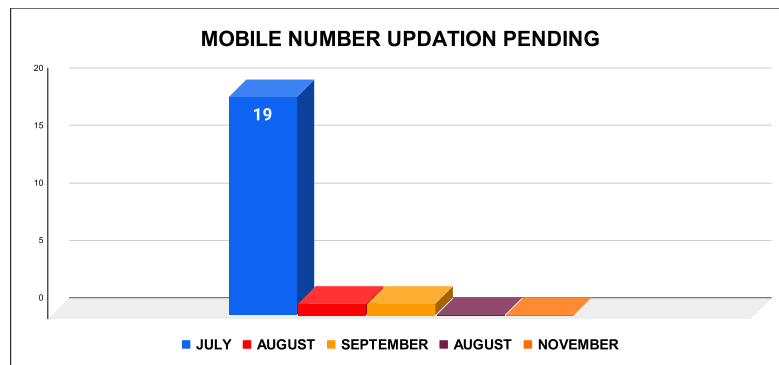


DISCONNECTION STATUS Marks **-** Total marks **-** Rank **-**

DISCONNECTI ONS	APRIL	MAY	JUNE	JULY	AUGUST	SEPTEMBER	OCTOBER	NOVEMBER	DECEMBER	JANUARY	FEBRUARY	MARCH
DUE TO NON PAYMENT ()	7	16	8	64	889	515	997	938	419	356	238	221
DUE TO FAULTY METER)	55	86	68	24	127	43	48	44	15	25	6	10
DUE TO NON PAYMENT ()	0	0	348	473	423	306	504	534				
DUE TO FAULTY METER ()	0	0	24	39	61	55	61	75				



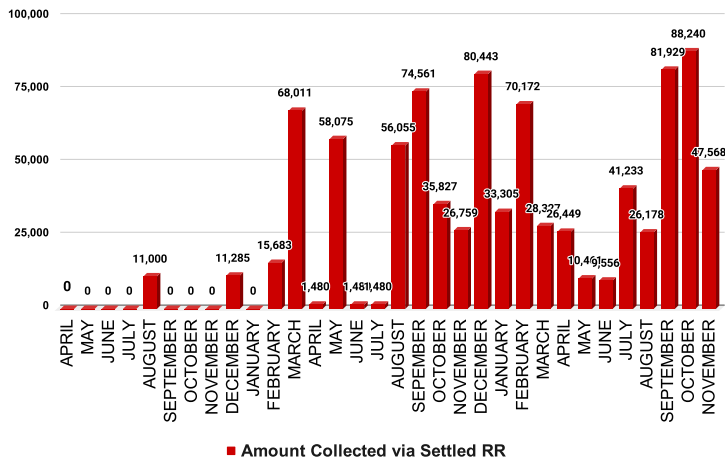
MOBILE NUMBER UPDATION	Marks	Total marks	Rank
	2.00	10	22



Mobile Number updation pending				
JULY	AUGUST	SEPTEMBER	OCTOBER	NOVEMBER
19	1	1	0	0

REVENUE RECOVERY STATUS	Marks	Total marks	Rank
	4.62	8	9

AMOUNT COLLECTED VIA SETTLED RR OF PREVIOUS MONTHS

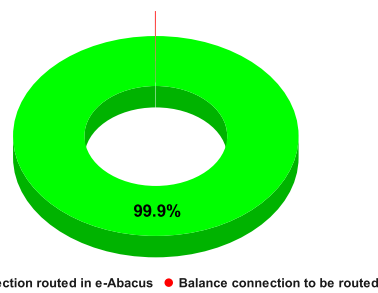


MONTH	No of RR Notices Issued	No of RR Proceed	No Of RR Settled	Amount Collected via Settled RR
JUNE	298	94	4	9,556
JULY	289	127	9	41,233
AUGUST	223	167	6	26,178
SEPTEMBER	293	185	6	81,929
OCTOBER	258	204	12	88,240
NOVEMBER	295	210	9	47,568

JAL JEEVAN MISSION ROUTING

Marks	Total marks	Rank
10.00	10	19

CONNECTIONS ROUTED THROUGH E ABACUS & PENDING TO BE ROUTED AS ON OCT 2024




MONTH	Total No of JJM Connection	No of connection routed in e-Abacus	Balance connection to be routed
JUNE	0	0	0

MONTH	Total No of JJM Connection	No of connection routed in e-Abacus	Balance connection to be routed
JULY	90,310	90,310	0

MONTH	Total No of JJM Connection	No of connection routed in e-Abacus	Balance connection to be routed
AUGUST	92,542	92,542	0

CONNECTIONS ROUTED THROUGH E ABACUS & PENDING TO BE ROUTED AS ON NOV 2024



MONTH	Total No of JJM Connection	No of connection routed in e-Abacus	Balance connection to be routed
SEPTEMBER	92,587	92,557	30

MONTH	Total No of JJM Connection	No of connection routed in e-Abacus	Balance connection to be routed
OCTOBER	92,734	92,652	82

MONTH	Total No of JJM Connection	No of connection routed in e-Abacus	Balance connection to be routed
NOVEMBER	57,551	57,551	0

Sources of data

Revenue Collection Data	DCB based on E-abacus data collected from Divisions and consolidated by RMC
Amnesty Data	Summary of Live data submitted by Revenue Division via Google sheet shared
Meter Reading Data	Data collected from division via google sheets
Faulty Meter Replacement Data	Data collected from division via google sheets
JJM Reading Posting	Data collected from division via google sheets
Moile Number updation Status	Data collected from division via google sheets
Disconnection data	Data collected from division via google sheets
BPL data	Data provided from DBA
Arrear Break up	Govt. Arrear , Central Govt. Arrear as on November based on e-abacus ; LSGD data based on DCB
Total Arrears and Total Connections	Data from DCB
Top Defaulters	Arrear data from E-abacus as on November