



കേരള ജല അതോറിറ്റി

| | | | | |
|------------------------|--|----------|---|-----------------|
| SULTHAN BATHERY | | NOVEMBER | Report Generated at 07/01/2025 17:57:24 | Rank -18 |
|------------------------|--|----------|---|-----------------|

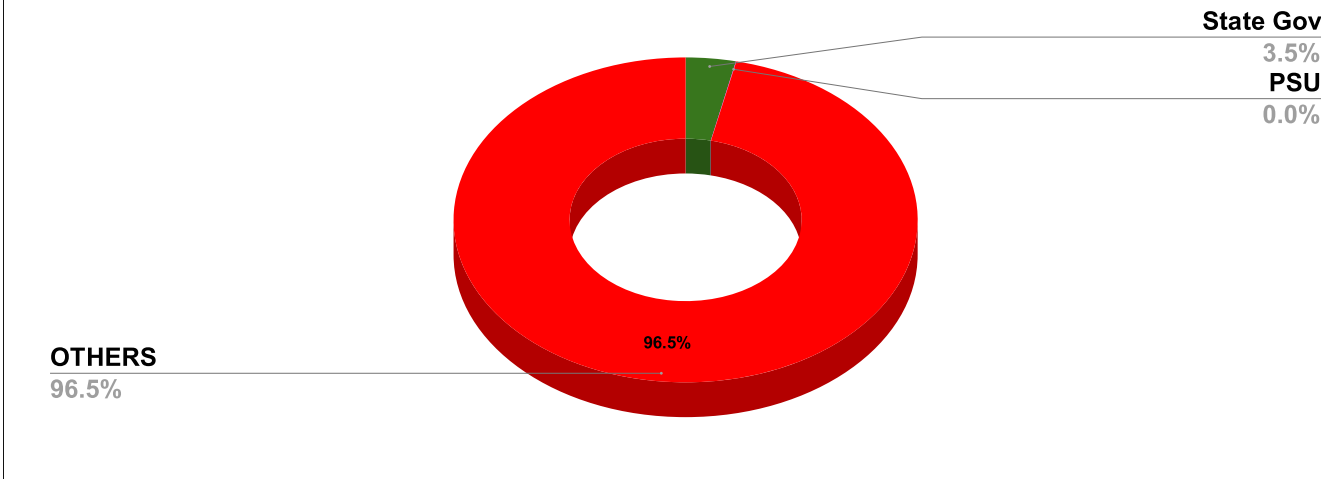
| | |
|-----------------------------------|------------------|
| Name of Executive Engineer | Sri. T K Jithesh |
|-----------------------------------|------------------|

| | |
|--------------------------------|----------------------------|
| Name of Revenue officer | Sri. Sanal (DAO in charge) |
|--------------------------------|----------------------------|

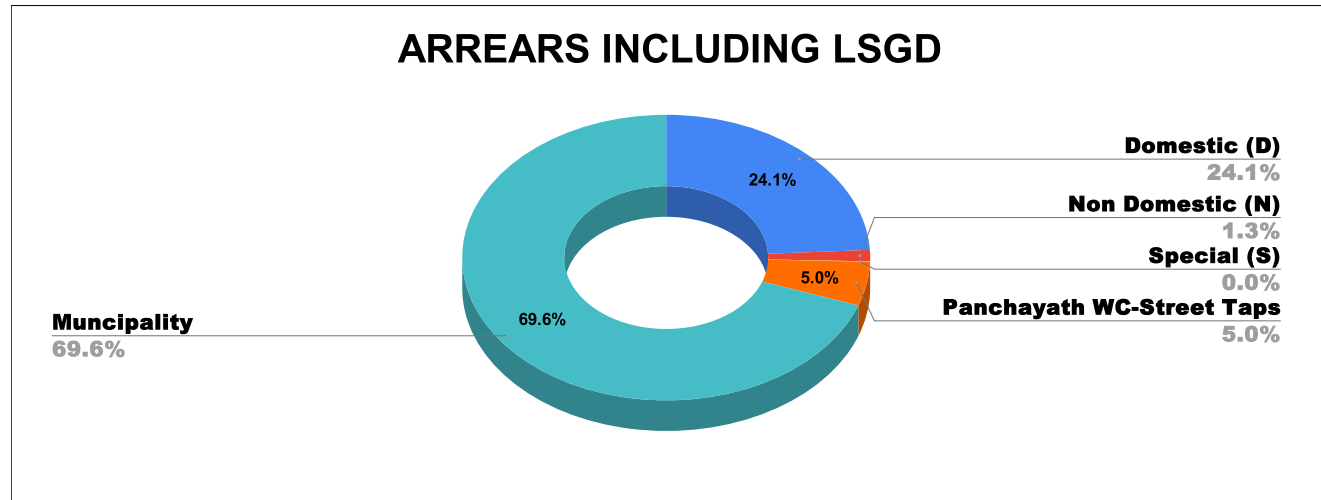
| | | | |
|---|---------------|--|-------------|
| CONNECTIONS AS ON AS ON NOVEMBER : | 45,497 | ARREARS IN CRORE AS ON NOVEMBER : | 8.05 |
|---|---------------|--|-------------|

| ARREARS | | | | |
|------------------|--------------------|--------|--------------|--------------|
| STATE GOVERNMENT | CENTRAL GOVERNMENT | PSU | OTHERS | LSGD |
| 50,30,224 | 0 | 41,369 | 13,93,94,954 | 15,45,18,766 |

ARREAR BREAK UP INCLUDING LSGD



ARREARS INCLUDING LSGD



| DOMESTIC | NON DOMESTIC | INDUSTRIAL | SPECIAL | BULK SUPPLY | Panchayath WC-Street Taps | Municipality WC -Street Taps | Corporation WC - Street Taps |
|-------------|--------------|------------|---------|-------------|---------------------------|------------------------------|------------------------------|
| 5,00,55,673 | 26,53,388 | 11,206 | 99,860 | 0 | 1,03,13,095 | 14,42,05,671 | 0 |

ARREARS WITH OUT LSGD

Special (S)

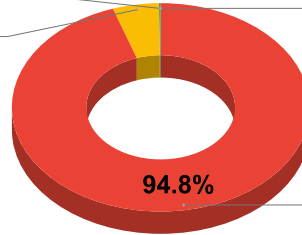
0.2%

Non Domestic (N)

5.0%

Industrial (I)

0.0%



Domestic (D)

94.8%

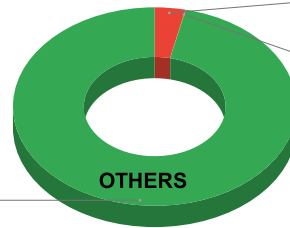
ARREAR BREAK UP WITH OUT LSGD

State Gov

3.5%

PSU

0.0%



Domestic, Nondomestic and others

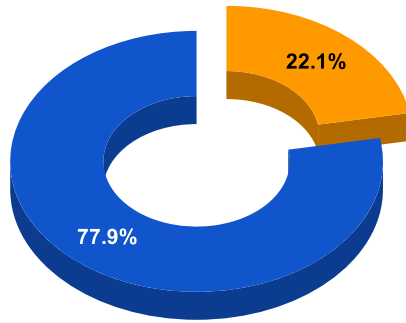
96.5%

TOP DEFAULTERS OF SULTHAN BATHERY FOR THE MONTH OF NOVEMBER

| SL NO | NAME | ARREAR |
|-------|--|-----------|
| 1 | THE SUPERINEDENT, DIST HOSPITAL, MANATHAMADAY, | 15,46,436 |
| 2 | DIST.COLLECTOR, COLLECTRATE, KALPETTA, | 8,05,295 |
| 3 | The superintendent, C 6124/16 DHM district Hospital MANANTH, MANANTHAVADY, MANANTHAVADY PO | 3,67,356 |
| 4 | SUPPERINTEND, III/204(7), KAINATY, KALPETTA | 3,01,714 |
| 5 | EXICUTIVE ENGINEER, 560 KARAPPUZHA DIVISION, KALPETTA NORTH, KALPETTA | 1,99,118 |
| 6 | THE PROJECT OFFICER, ITDP, GMRS CHITRAMOOLA, KANIYAMBATTA PO | 1,37,372 |
| 7 | THASILDAR, MINI CIVIL STATION, S BATHERY, | 1,23,917 |
| 8 | Rajan, V/144, Chooriyatta, Pinangode | 1,11,012 |
| 9 | THE TAHSILDAR, MINI CIVIL STATION, NEAR THALUK OFFICE, MANANTHAVADY PO | 1,04,445 |
| 10 | CHUNDA, SE3/3096/20DTD7/8/2020, MADATHUMPARA H, PADINJARATHARA P O ALONG CHITTALAKUNNU | 98,926 |

BPL DATA

BPL CONNECTIONS AS % OF TOTAL LIVE CONNECTIONS



● BPL CONNECTIONS ● TOTAL LIVE CONNECTIONS

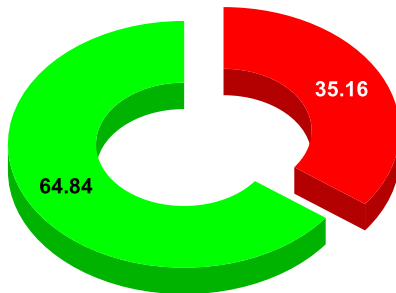
TOTAL NO OF BPL CONNECTIONS

AS ON JULY 2023 8,910

COMPREHENSIVE INDEX

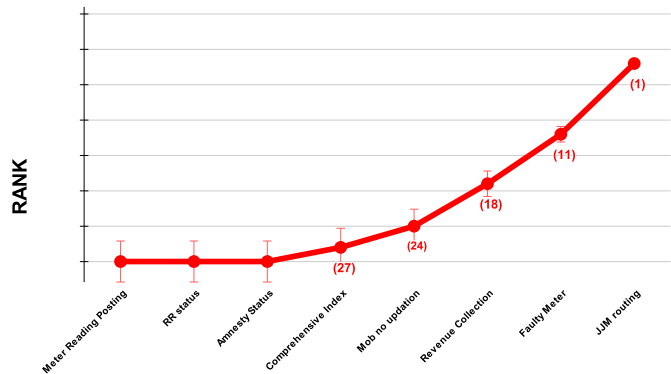
| Marks | Total marks | Rank |
|-------|-------------|------|
| 68.74 | 100 | 18 |

MARKS OBTAINED



● Percent Score to be Achieved ● Percent Score Achieved

DIVISION RANK IN VARIOUS PARAMETERS



COMPREHENSIVE INDEX

REVENUE COLLECTION ACHIEVEMENT

METER READING POSTING

FAULTY METER REPLACEMENT

MOBILE NO UPDATION

REVENUE RECOVERY STATUS

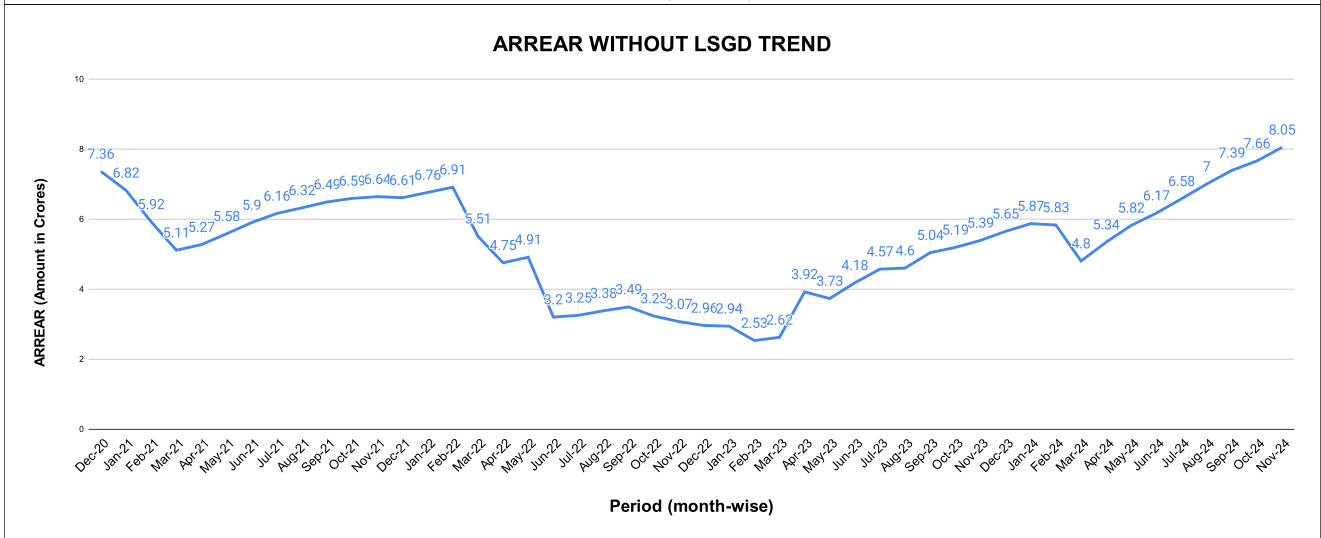
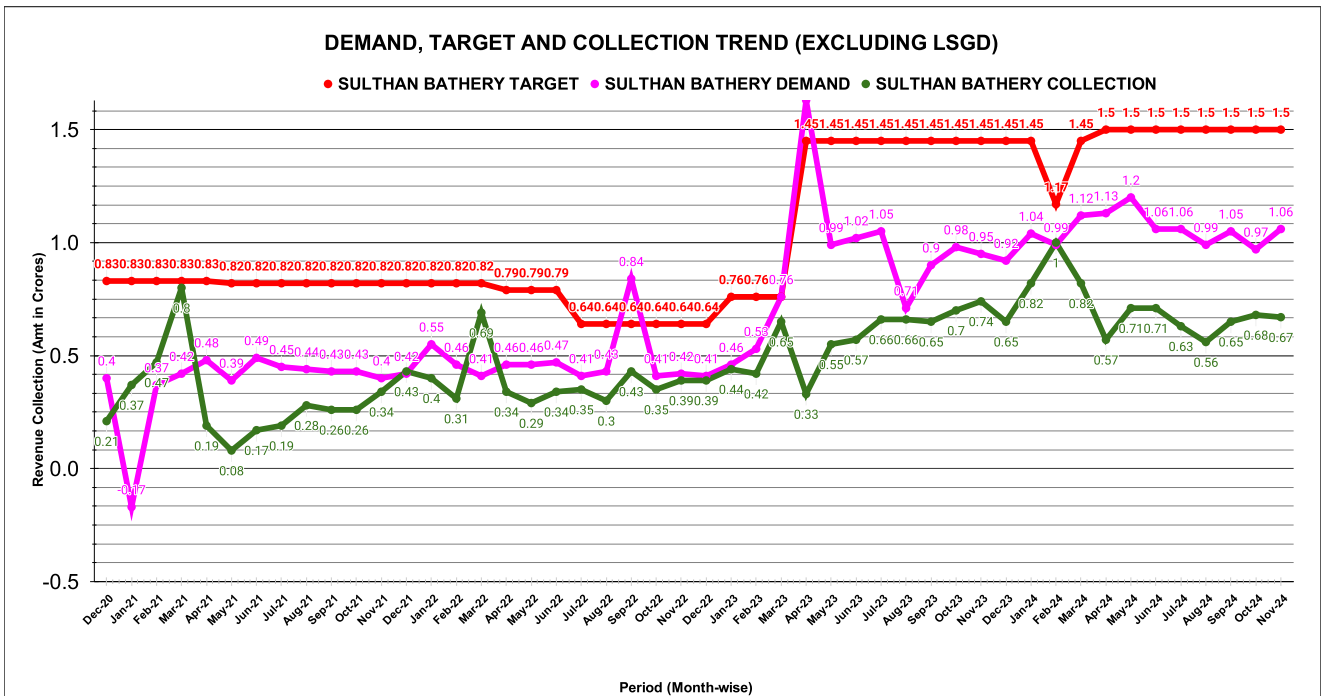
JAL JEEVAN MISSION ROUTING

AMNESTY

| Marks | Total marks | Rank |
|-------|-------------|------|
| 68.74 | 100 | 18 |
| 15.58 | 25 | 27 |
| 20.58 | 16 | 16 |
| #N/A | 20 | #N/A |
| 2.00 | 10 | 4 |
| 0.58 | 8 | 28 |
| 10.00 | 10 | 4 |
| 0.58 | 11 | |

REVENUE COLLECTION ACHIEVEMENT

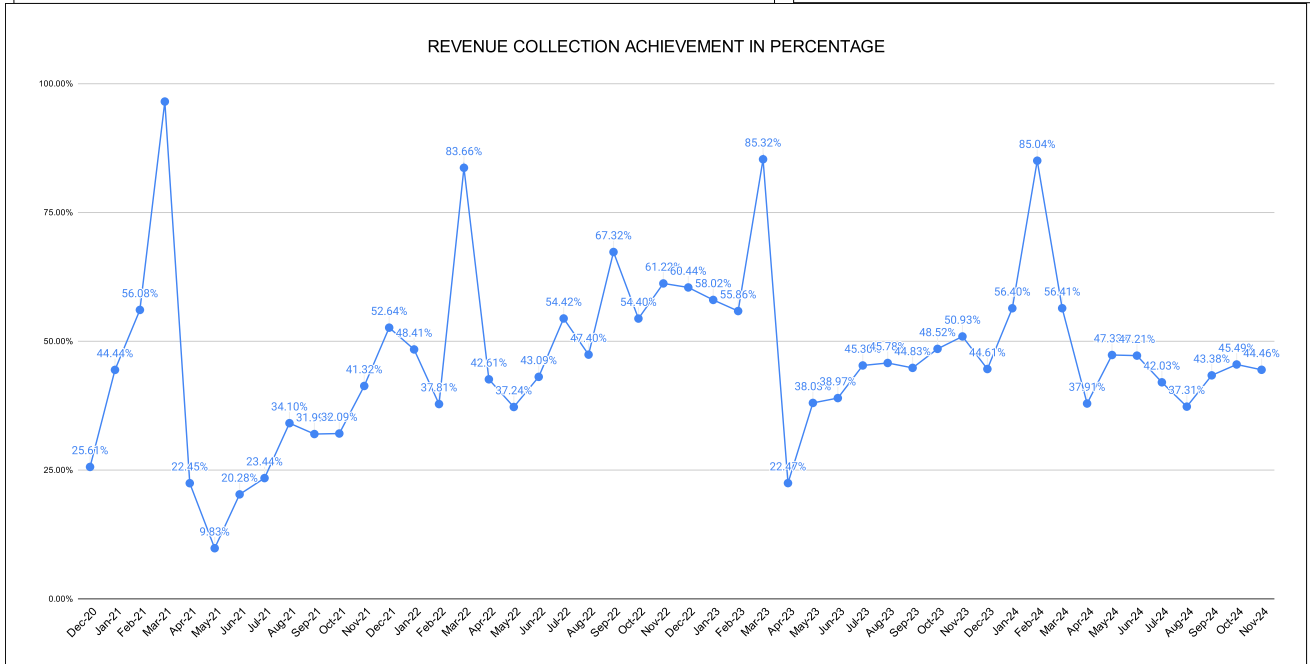
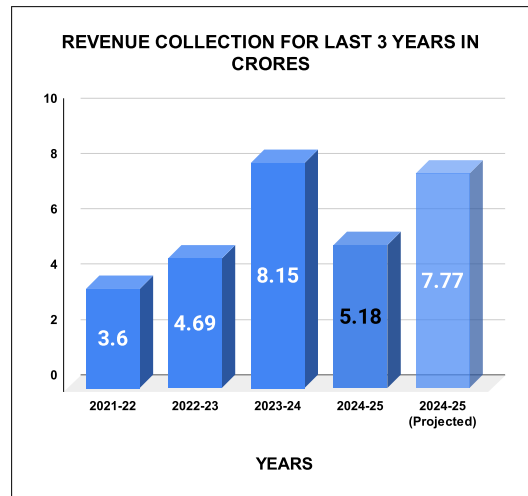
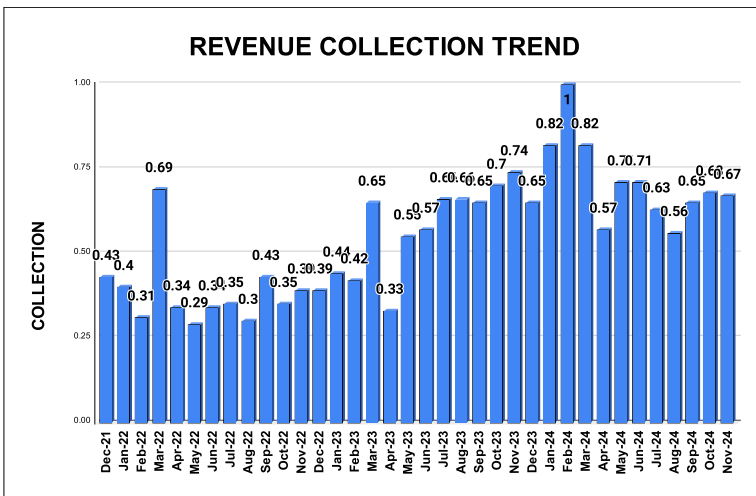
| Marks | Total marks | Rank |
|-------|-------------|------|
| 15.58 | 25.00 | 27 |



COLLECTION IN LAKHS

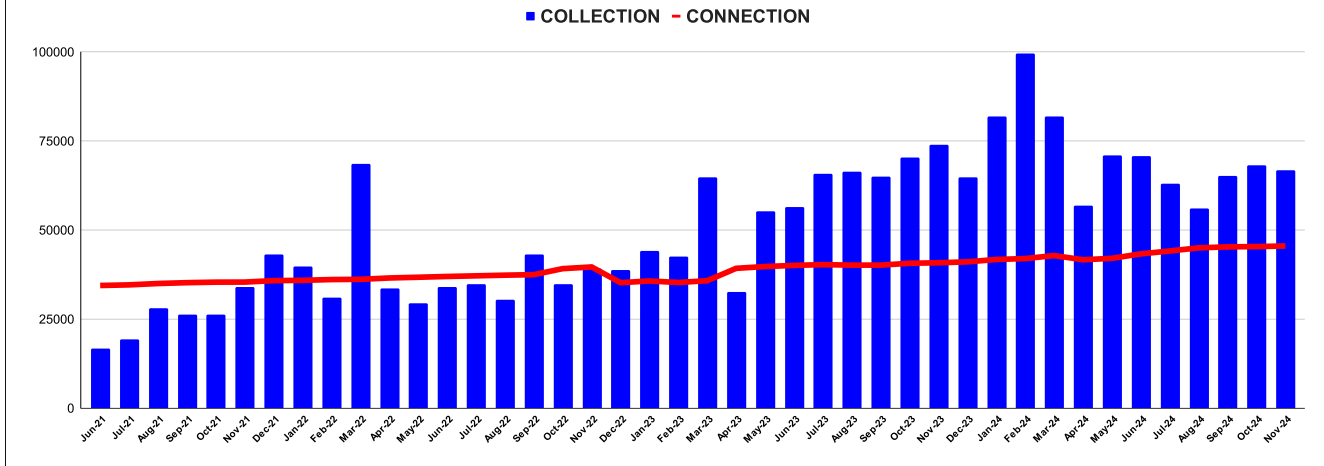
| YEAR | April | May | June | July | August | September | October | November | December | January | February | March |
|---------|-------|-------|-------|-------|--------|-----------|---------|----------|----------|---------|----------|-------|
| 2020-21 | 2.86 | 7.16 | 19.81 | 14.83 | 17.77 | 21.38 | 26.85 | 26.68 | 21.25 | 36.89 | 46.55 | 80.11 |
| 2021-22 | 18.63 | 8.06 | 16.63 | 19.22 | 27.96 | 26.23 | 26.31 | 33.89 | 43.17 | 39.70 | 31.00 | 68.60 |
| 2022-23 | 33.66 | 29.42 | 34.04 | 34.83 | 30.33 | 43.09 | 34.81 | 39.18 | 38.68 | 44.09 | 42.46 | 64.85 |
| 2023-24 | 32.59 | 55.15 | 56.50 | 65.69 | 66.39 | 65.00 | 70.35 | 73.84 | 64.68 | 81.78 | 99.50 | 81.80 |
| 2024-25 | 56.87 | 70.99 | 70.82 | 63.05 | 55.96 | 65.08 | 68.24 | 66.69 | | | | |

| YEAR | 2020-21 | 2021-22 | 2022-23 | 2023-24 | 2024-25 | 2024-25 (Proj) |
|---------------------|---------|---------|---------|---------|---------|----------------|
| COLLECTION IN LAKHS | 322.13 | 359.40 | 469.45 | 813.28 | 517.69 | 776.54 |



COLLECTIONS VS CONNECTIONS TREND FOR THE LAST 42 MONTHS

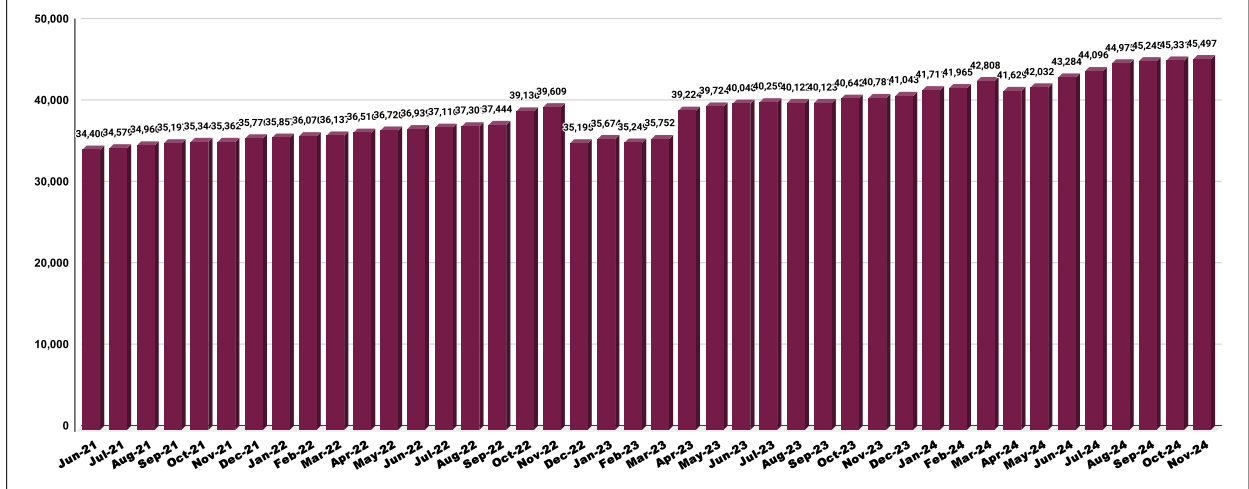
COLLECTIONS VS CONNECTIONS TREND FOR THE LAST 42 MONTHS



CONNECTION OF LAST 56 MONTHS

| YEAR | April | May | June | July | August | September | October | November | December | January | February | March |
|---------|--------|--------|--------|--------|--------|-----------|---------|----------|----------|---------|----------|--------|
| 2020-21 | 26,466 | 26,536 | 26,624 | 26,698 | 26,775 | 26,866 | 26,985 | 29,047 | 30,223 | 31,247 | 31,926 | 33,526 |
| 2021-22 | 33,857 | 34,145 | 34,406 | 34,579 | 34,960 | 35,197 | 35,344 | 35,362 | 35,770 | 35,857 | 36,070 | 36,137 |
| 2022-23 | 36,516 | 36,720 | 36,939 | 37,116 | 37,301 | 37,444 | 39,136 | 39,609 | 35,195 | 35,674 | 35,249 | 35,752 |
| 2023-24 | 39,224 | 39,724 | 40,048 | 40,259 | 40,122 | 40,123 | 40,642 | 40,781 | 41,043 | 41,711 | 41,965 | 42,808 |
| 2024-25 | 41,629 | 42,032 | 43,284 | 44,096 | 44,975 | 45,245 | 45,331 | 45,497 | | | | |

CONNECTION TREND OF LAST 42 MONTHS



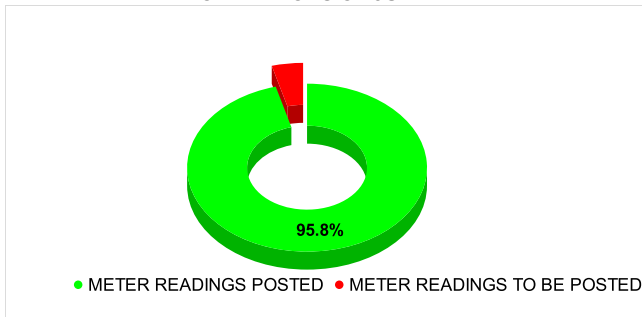
METER READING POSTING

| Marks | Total marks | Rank |
|-------|-------------|------|
| 20.58 | 16 | 16 |

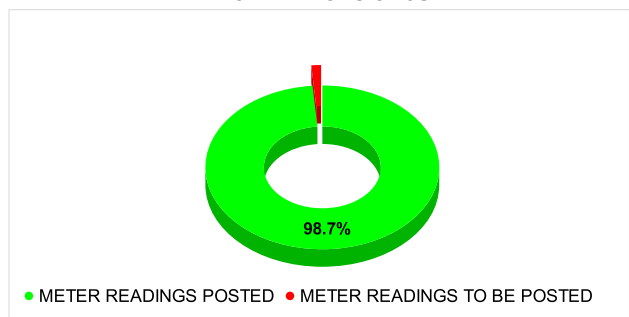
| Total No. of Live connection on June | Total No. of readings posted on June | Total Readings of June against 50% Total Live Connections of June 24 |
|---|---|--|
| 42,372 | 20,294 | 95.79% |
| Total No. of Live connection on August | Total No. of readings posted on August | Total Readings of August against 50% Total Live Connections of August 24 |
| 43,676 | 21,422 | 98.10% |
| Total No. of Live connection on October | Total No. of readings posted on October | Total Readings of October against 50% Total Live Connections of October 24 |
| 43,761 | 22,128 | 101.13% |

| Total No. of Live connection on July | Total No. of readings posted on July | Total Readings of July against 50% Total Live Connections of July 24 |
|---|---|--|
| 43,556 | 21,487 | 98.66% |
| Total No. of Live connection on September | Total No. of readings posted on September | Total Readings of September against 50% Total Live Connections of September 24 |
| 43,794 | 21,636 | 98.81% |
| Total No. of Live connection on November | Total No. of readings posted on November | Total Readings of November against 50% Total Live Connections of November 24 |
| 43,819 | 21,441 | 97.86% |

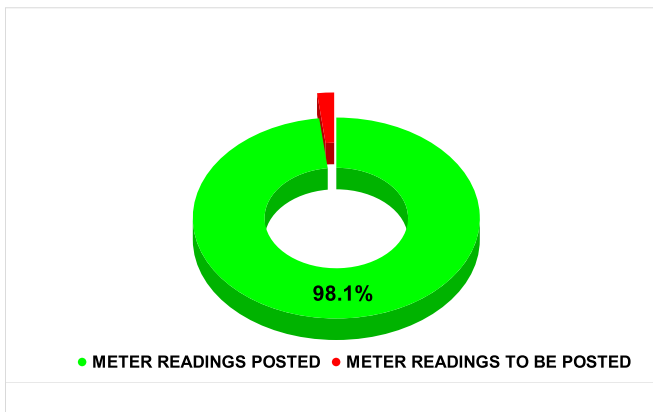
METER READING POSTING % AGAINST NUMBER OF LIVE CONNECTIONS OF JUNE



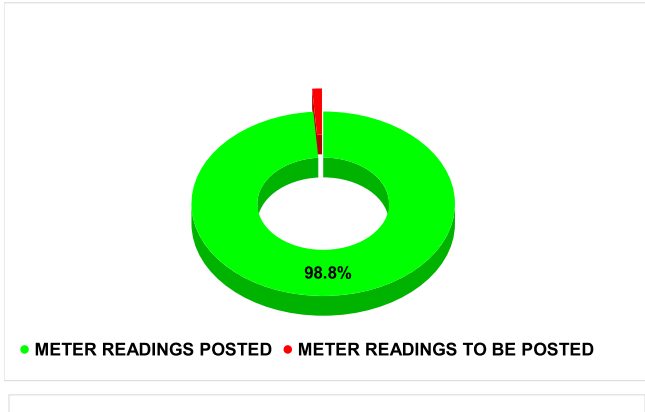
METER READING POSTING % AGAINST NUMBER OF LIVE CONNECTIONS OF JULY




METER READING POSTING % AGAINST NUMBER OF LIVE CONNECTIONS OF AUGUST



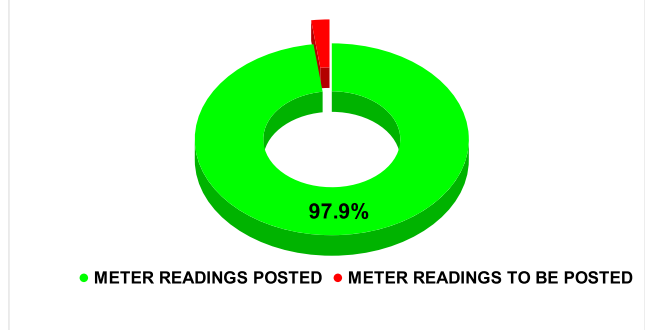
METER READING POSTING % AGAINST NUMBER OF LIVE CONNECTIONS OF SEPTEMBER



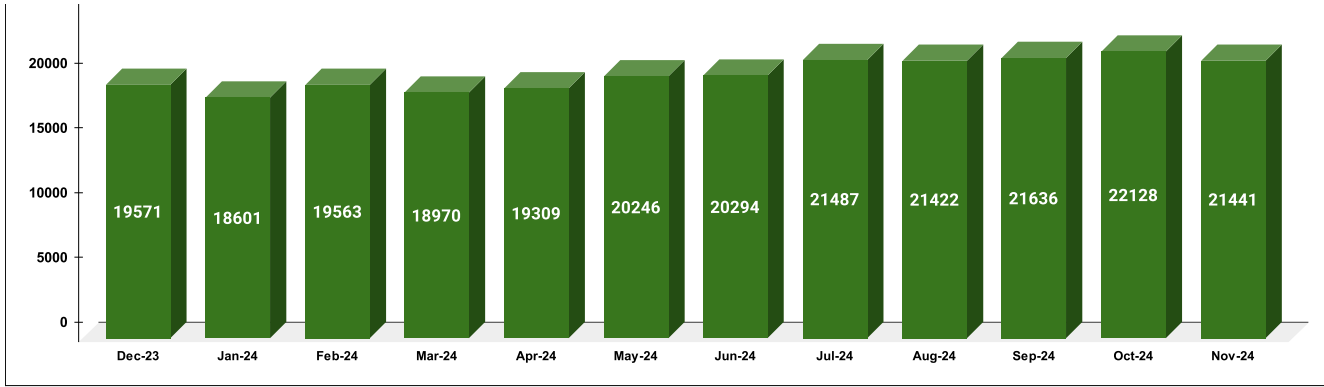
METER READING POSTING % AGAINST NUMBER OF LIVE CONNECTIONS OF OCTOBER



METER READING POSTING % AGAINST NUMBER OF LIVE CONNECTIONS OF NOVEMBER

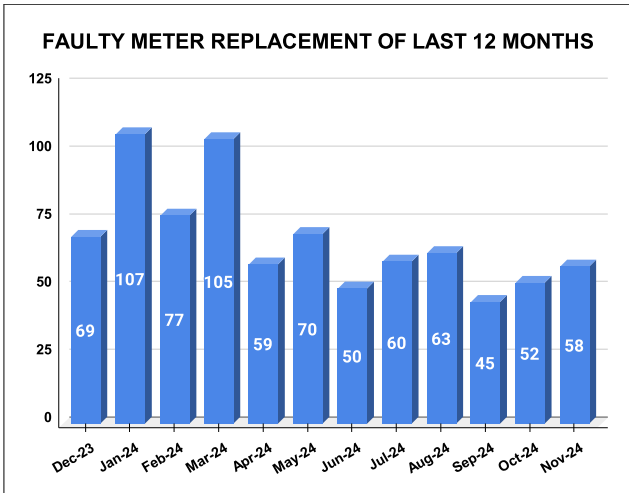


METER READING POSTED FOR LAST 12 MONTHS



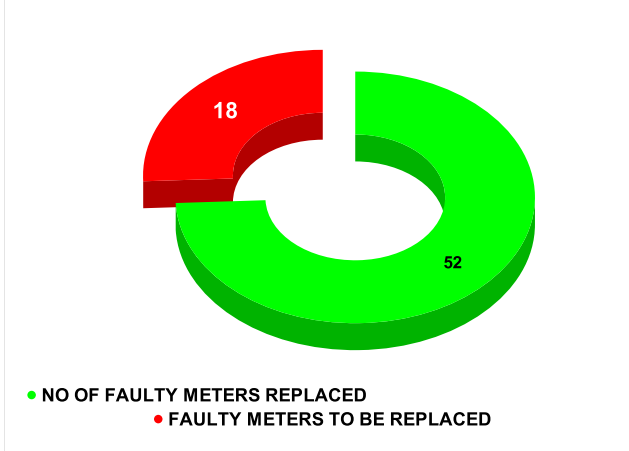
FAULTY METER

| Marks | Total marks | Rank |
|-------|-------------|------|
| #N/A | 20 | #N/A |

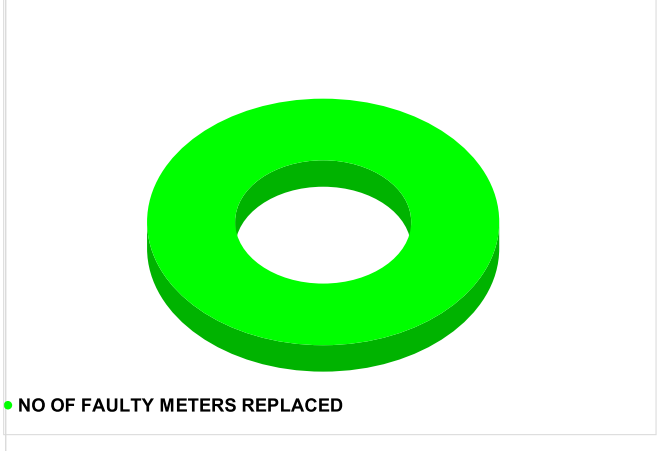


| MONTH | Total No.of Faulty meters | Number of Faulty meter replaced | Number of Faulty meter pending |
|-----------|---------------------------|---------------------------------|--------------------------------|
| JUNE | 91 | 50 | 41 |
| JULY | 81 | 60 | 21 |
| AUGUST | 80 | 63 | 17 |
| SEPTEMBER | 81 | 45 | 36 |
| OCTOBER | 70 | 52 | 18 |
| NOVEMBER | 49 | 58 | -9 |

FAULTY METER REPLACED VS FAULTY METER TO BE REPLACED ON OCTOBER



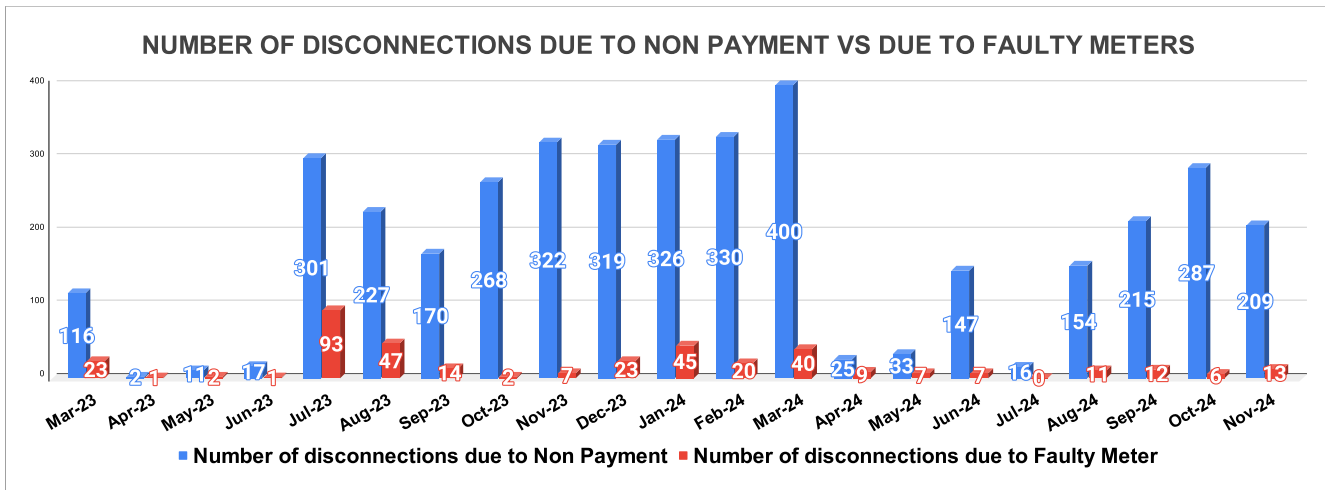
FAULTY METER REPLACED VS FAULTY METER TO BE REPLACED ON NOVEMBER



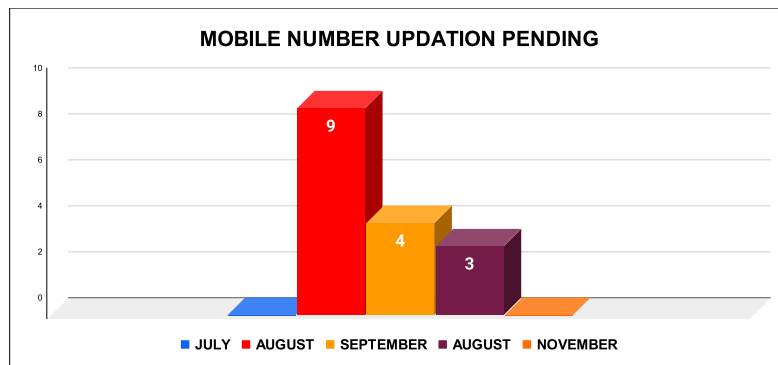
DISCONNECTION STATUS

| Marks | Total marks | Rank |
|-------|-------------|------|
| - | - | - |

| DISCONNECTI ONS | APRIL | MAY | JUNE | JULY | AUGUST | SEPTEMBER | OCTOBER | NOVEMBER | DECEMBER | JANUARY | FEBRUARY | MARCH |
|----------------------------|-------|-----|------|------|--------|-----------|---------|----------|----------|---------|----------|-------|
| DUE TO NON PAYMENT () | 2 | 11 | 17 | 301 | 227 | 170 | 268 | 322 | 319 | 326 | 330 | 400 |
| DUE TO FAULTY METER () | 1 | 2 | 1 | 93 | 47 | 14 | 2 | 7 | 23 | 45 | 20 | 40 |
| DUE TO NON PAYMENT () | 25 | 33 | 147 | 16 | 154 | 215 | 287 | 209 | | | | |
| DUE TO FAULTY METER () | 9 | 7 | 7 | 0 | 11 | 12 | 6 | 13 | | | | |



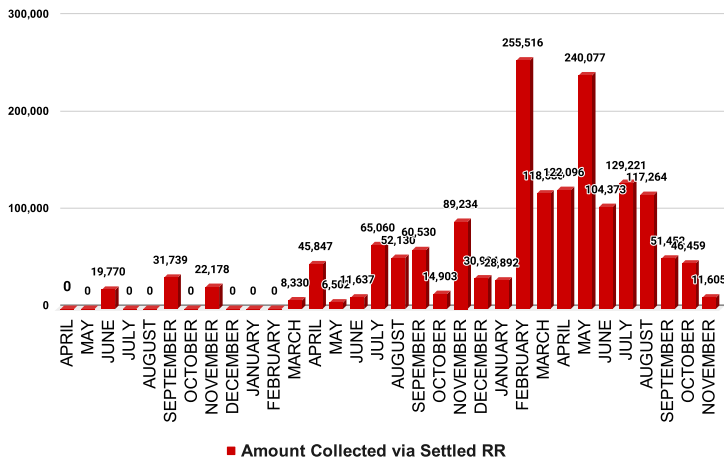
| MOBILE NUMBER UPDATION | Marks | Total marks | Rank |
|------------------------|-------|-------------|------|
| | 2.00 | 10 | 4 |



| Mobile Number updation pending | | | | |
|--------------------------------|--------|-----------|---------|----------|
| JULY | AUGUST | SEPTEMBER | OCTOBER | NOVEMBER |
| 0 | 9 | 4 | 3 | 0 |

| REVENUE RECOVERY STATUS | Marks | Total marks | Rank |
|-------------------------|-------|-------------|------|
| | 0.58 | 8 | 28 |

AMOUNT COLLECTED VIA SETTLED RR OF PREVIOUS MONTHS




| MONTH | No of RR Notices Issued | No of RR Proceed | No Of RR Settled | Amount Collected via Settled RR |
|-----------|-------------------------|------------------|------------------|---------------------------------|
| JUNE | 96 | 66 | 17 | 104,373 |
| JULY | 58 | 78 | 19 | 129,221 |
| AUGUST | 67 | 50 | 18 | 117,264 |
| SEPTEMBER | 60 | 22 | 14 | 51,452 |
| OCTOBER | 50 | 6 | 15 | 46,459 |
| NOVEMBER | 60 | 24 | 8 | 11,605 |

JAL JEEVAN MISSION ROUTING

| Marks | Total marks | Rank |
|-------|-------------|------|
| 10.00 | 10 | 4 |

CONNECTIONS ROUTED THROUGH E ABACUS & PENDING TO BE ROUTED AS ON OCT 2024




| JUNE | Total No of JJM Connection | No of connection routed in e-abacus | Balance connection to be routed |
|------|----------------------------|-------------------------------------|---------------------------------|
| | 9,076 | 9,076 | 0 |

| JULY | Total No of JJM Connection | No of connection routed in e-abacus | Balance connection to be routed |
|------|----------------------------|-------------------------------------|---------------------------------|
| | 9,316 | 9,316 | 0 |

| AUGUST | Total No of JJM Connection | No of connection routed in e-abacus | Balance connection to be routed |
|--------|----------------------------|-------------------------------------|---------------------------------|
| | 9,683 | 9,683 | 0 |

CONNECTIONS ROUTED THROUGH E ABACUS & PENDING TO BE ROUTED AS ON NOV 2024



| SEPTEMBER | Total No of JJM Connection | No of connection routed in e-abacus | Balance connection to be routed |
|-----------|----------------------------|-------------------------------------|---------------------------------|
| | 9,709 | 9,709 | 0 |

| OCTOBER | Total No of JJM Connection | No of connection routed in e-abacus | Balance connection to be routed |
|---------|----------------------------|-------------------------------------|---------------------------------|
| | 17,815 | 17,815 | 0 |

| NOVEMBER | Total No of JJM Connection | No of connection routed in e-abacus | Balance connection to be routed |
|----------|----------------------------|-------------------------------------|---------------------------------|
| | 17,825 | 17,825 | 0 |

Sources of data

| | |
|-------------------------------------|---|
| Revenue Collection Data | DCB based on E-abacus data collected from Divisions and consolidated by RMC |
| Amnesty Data | Summary of Live data submitted by Revenue Division via Google sheet shared |
| Meter Reading Data | Data collected from division via google sheets |
| Faulty Meter Replacement Data | Data collected from division via google sheets |
| JJM Reading Posting | Data collected from division via google sheets |
| Moile Number updation Status | Data collected from division via google sheets |
| Disconnection data | Data collected from division via google sheets |
| BPL data | Data provided from DBA |
| Arrear Break up | Govt. Arrear , Central Govt. Arrear as on November based on e-abacus ; LSGD data based on DCB |
| Total Arrears and Total Connections | Data from DCB |
| Top Defaulters | Arrear data from E-abacus as on November |