



# കേരള ജല അതോറിറ്റി

<b>KOZHIKKOD</b>	<b>NOVEMBER</b>	Report Generated at 07/01/2025 17:56:50	<b>Rank -22</b>
------------------	-----------------	---	-----------------

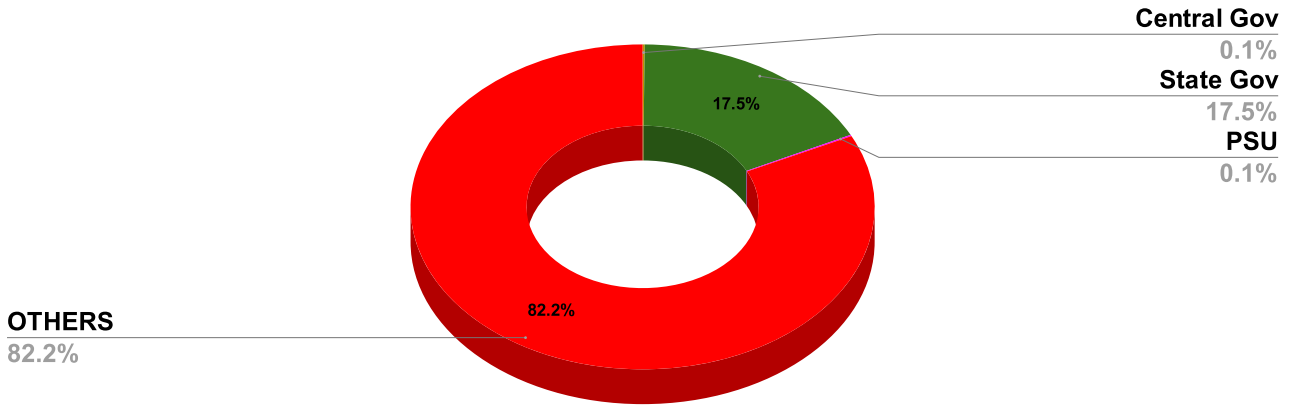
<b>Name of Executive Engineer</b>	Sri. Suresh.P.K
-----------------------------------	-----------------

<b>Name of Revenue officer</b>	Sri.Manoj Kumar .K.G
--------------------------------	----------------------

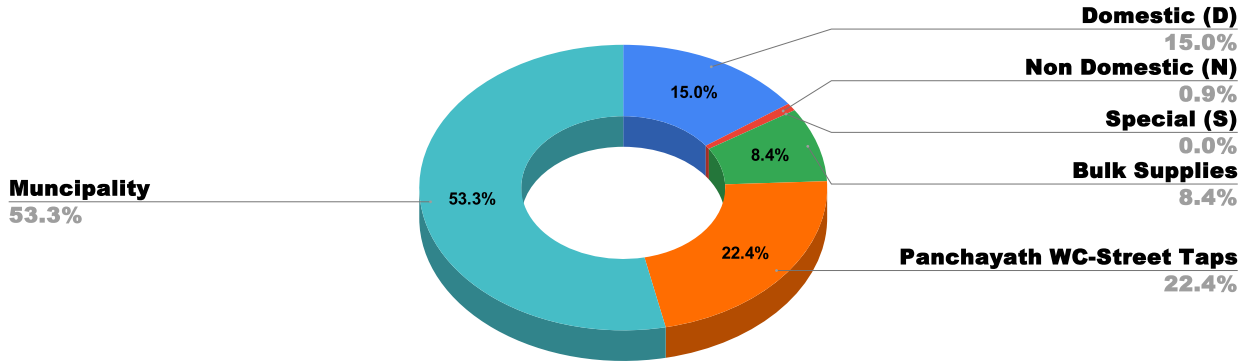
<b>CONNECTIONS AS ON AS ON NOVEMBER :</b>	<b>2,33,237</b>	<b>ARREARS IN CRORE AS ON NOVEMBER :</b>	<b>30.93</b>
---	-----------------	--	--------------

ARREARS				
STATE GOVERNMENT	CENTRAL GOVERNMENT	PSU	OTHERS	LSGD
11,50,65,925	9,64,375	8,58,174	53,90,41,116	22,63,71,191

## ARREAR BREAK UP INCLUDING LSGD

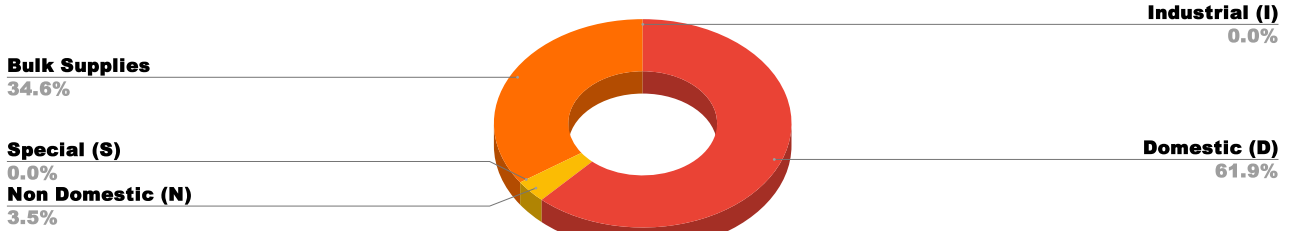


## ARREARS INCLUDING LSGD

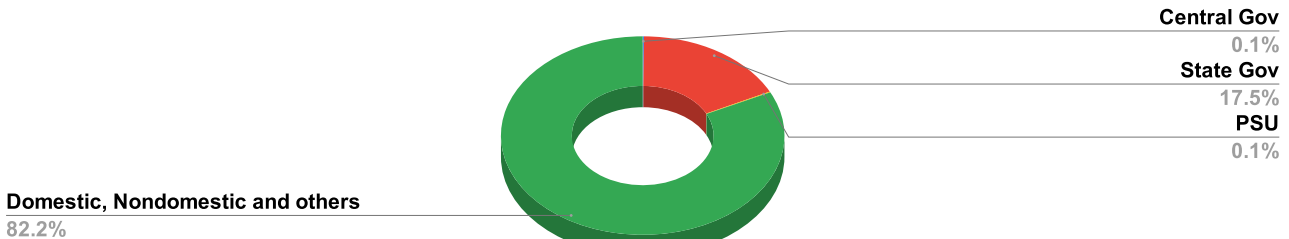


DOMESTIC	NON DOMESTIC	INDUSTRIAL	SPECIAL	BULK SUPPLY	Panchayath WC-Street Taps	Municipality WC -Street Taps	Corporation WC - Street Taps
4,49,14,422	25,62,895	14,166	10	2,51,22,629	6,69,02,161	15,94,69,030	0

## ARREARS WITH OUT LSGD



## ARREAR BREAK UP WITH OUT LSGD

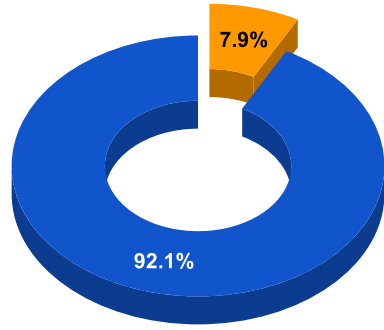


## TOP DEFAULTERS OF KOZHIKKOD FOR THE MONTH OF NOVEMBER

SL NO	NAME	ARREAR
1	PRINCIPAL, MEDICAL COLLEGE, KOZHIKODE,	5,87,95,110
2	THE ASSISTANT ENGINEER,, P.W.D.BUILDING SECION,P.W.D., P.O CIVIL STATION,SUMP NO. 1., CALICUT-20.,C02/80/N	98,76,996
3	THE ASST.EXE.ENGINEER,, PWD (BUILDINGS) SUB DIVISION,, CIVIL STATION,NGO QRTS SUMP,, CALICUT-20., 8 DIVISION	95,39,117
4	THE ASST.EXE.ENGINEER,, PWD (BUILDINGS) SUB DIVISION,, CIVIL STATION,NGO QRTS SUMP,, CALICUT-20., 8 DIVISION.	91,22,784
5	THE ASST.EXE.ENGINEER,, PWD (BUILDINGS) SUB DIVISION,, CIVIL STATION,N.G.O QRTS SUMP, CALICUT-20.,8 DIVISION	44,41,580
6	THE ASST. EXECUTIVE ENGINEER,, P.W.D. BUILDING SUB DIVISION,, CIVIL STATION.CLT-20,SUMP 2., K34/114/N	43,43,543
7	THE ASST.EXE.ENGINEER,, PWD (BUILDINGS) SUB DIVISION,, CIVIL STATION,N.G.O QRTS SUMP, CALICUT-20.,8 DIVISION	40,95,056
8	ASSITANT ENGINEER,, P.W.D (BUILDINGS) SECTION NO:I, P.W.D CIVIL STATION,CALICUT., DFO,RDO,SE (2 NOS.)K34/13/D.	22,74,770
9	THE PRINCIPAL, 30, NEW SUPER SPECIALITY BUILDING, GOVT. MEDICAL COLLEGE,	19,67,328
10	THE COMMANDANT,, ARMED RESERVE POLICE CAMP, MALOOR KUNNU,P.O MARIKUNNU,-12, 9 DIVISION	13,42,251

**BPL DATA**

**BPL CONNECTIONS AS % OF TOTAL LIVE CONNECTIONS**



● BPL CONNECTIONS ● TOTAL LIVE CONNECTIONS

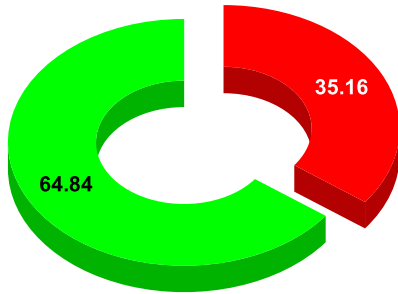
**TOTAL NO OF BPL CONNECTIONS**

<b>AS ON JULY 2023</b>	<b>15,432</b>
------------------------	---------------

**COMPREHENSIVE INDEX**

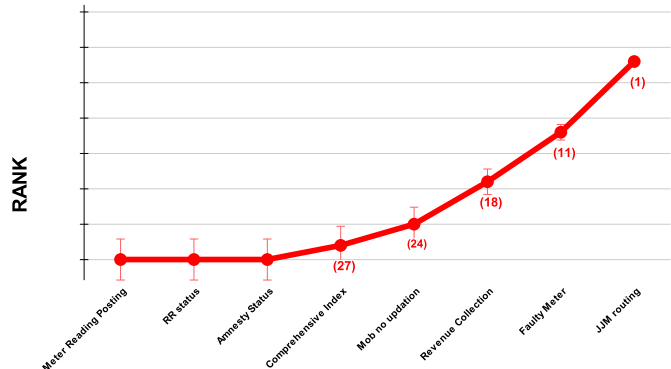
Marks	Total marks	Rank
<b>66.91</b>	<b>100</b>	<b>22</b>

**MARKS OBTAINED**



● Percent Score to be Achieved ● Percent Score Achieved

**DIVISION RANK IN VARIOUS PARAMETERS**

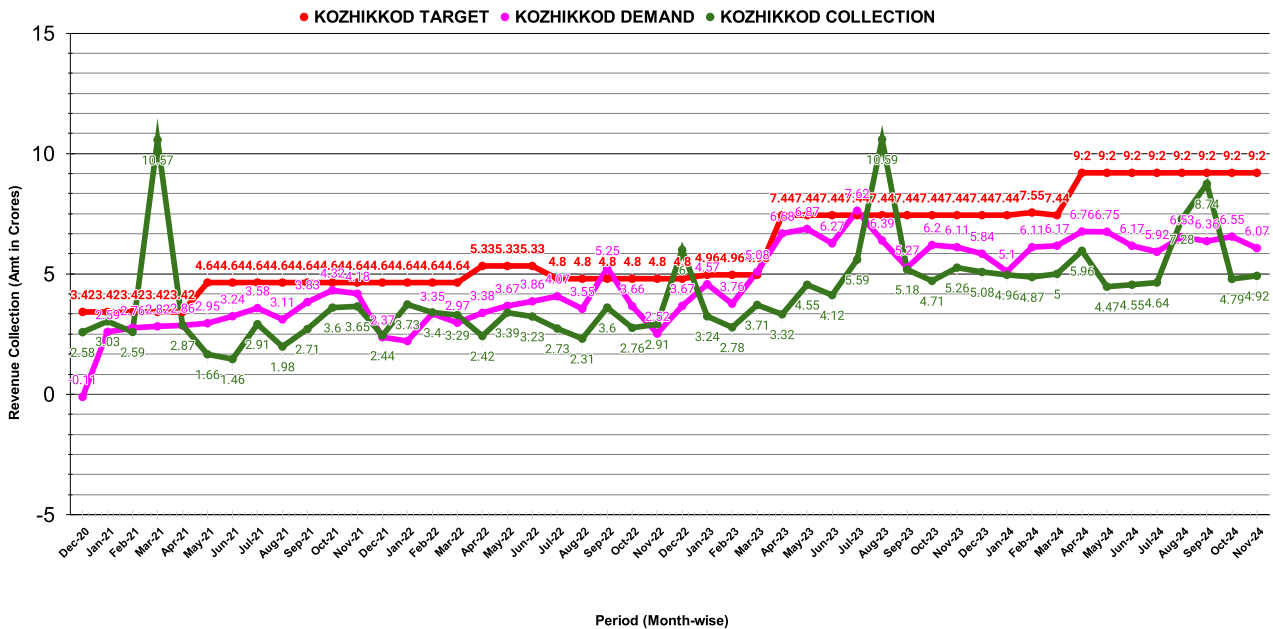


	Marks	Total marks	Rank
<u>COMPREHENSIVE INDEX</u>	<b>66.91</b>	<b>100</b>	<b>22</b>
<u>REVENUE COLLECTION ACHIEVEMENT</u>	<b>22.17</b>	<b>25</b>	<b>10</b>
<u>METER READING POSTING</u>	<b>20.21</b>	<b>16</b>	<b>24</b>
<u>FAULTY METER REPLACEMENT</u>	<b>12.00</b>	<b>20</b>	<b>30</b>
<u>MOBILE NO UPDATION</u>	<b>2.00</b>	<b>10</b>	<b>6</b>
<u>REVENUE RECOVERY STATUS</u>	<b>0.52</b>	<b>8</b>	<b>30</b>
<u>JAL JEEVAN MISSION ROUTING</u>	<b>10.00</b>	<b>10</b>	<b>6</b>
<u>AMNESTY</u>	<b>0.52</b>	<b>11</b>	

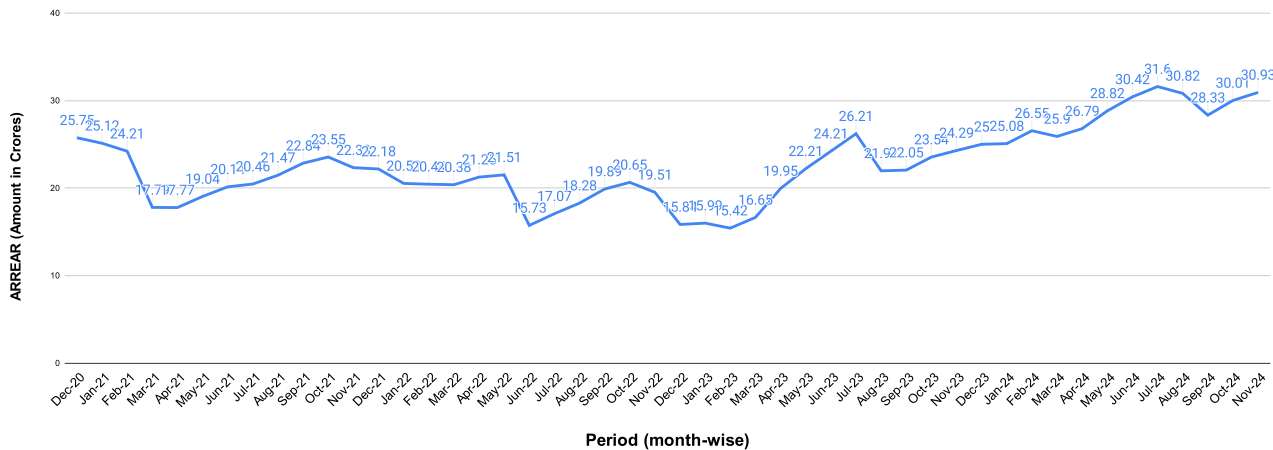
# REVENUE COLLECTION ACHIEVEMENT

Marks	Total marks	Rank
22.17	25.00	10

## DEMAND, TARGET AND COLLECTION TREND (EXCLUDING LSGD)



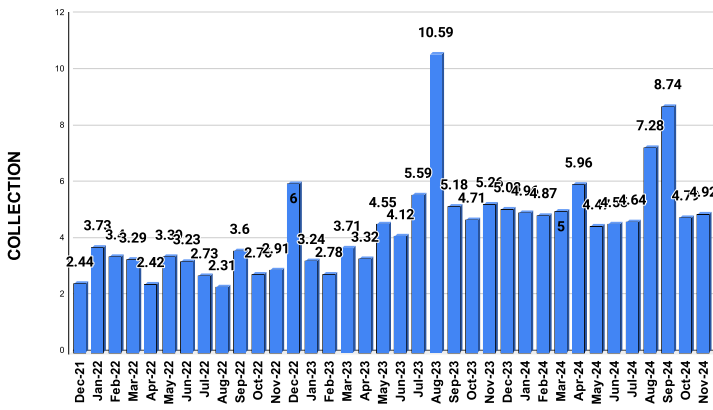
## ARREAR WITHOUT LSGD TREND



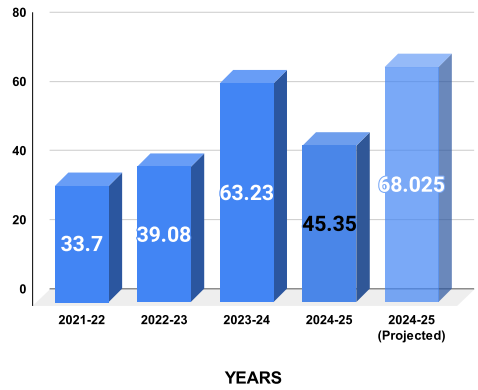
## COLLECTION IN LAKHS

YEAR	April	May	June	July	August	September	October	November	December	January	February	March
2020-21	30.72	241.44	211.21	247.44	300.84	215.42	332.18	254.06	257.92	302.76	258.69	1,057.19
2021-22	286.69	165.55	145.96	291.16	198.18	271.13	360.03	365.28	244.15	372.78	340.20	328.68
2022-23	241.84	339.43	322.92	272.97	231.14	359.58	275.64	291.03	599.65	323.74	277.77	371.02
2023-24	331.86	454.99	412.38	559.28	1,059.13	518.43	471.30	525.60	508.13	496.29	486.68	499.67
2024-25	596.41	447.21	454.64	463.80	727.99	873.72	478.61	491.91				
YEAR	2020-21	2021-22	2022-23	2023-24	2024-25	2024-25 (Proj)						
COLLECTION IN LAKHS	3,709.88	3,369.79	3,906.71	6,323.74	4,534.29	6,801.44						

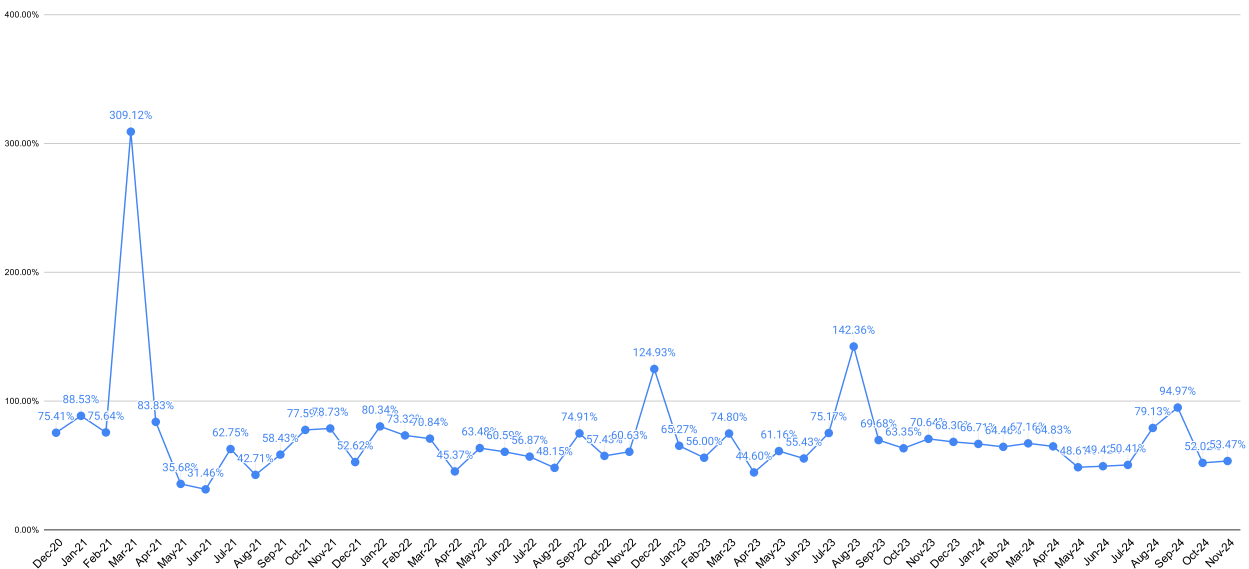
### REVENUE COLLECTION TREND



### REVENUE COLLECTION FOR LAST 3 YEARS IN CRORES

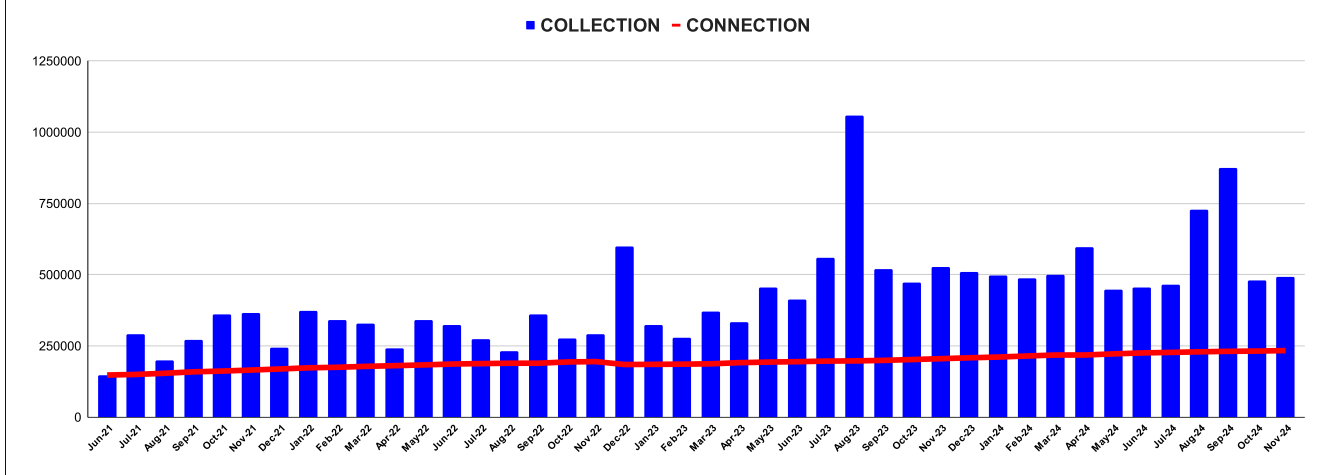


### REVENUE COLLECTION ACHIEVEMENT IN PERCENTAGE



### COLLECTIONS VS CONNECTIONS TREND FOR THE LAST 42 MONTHS

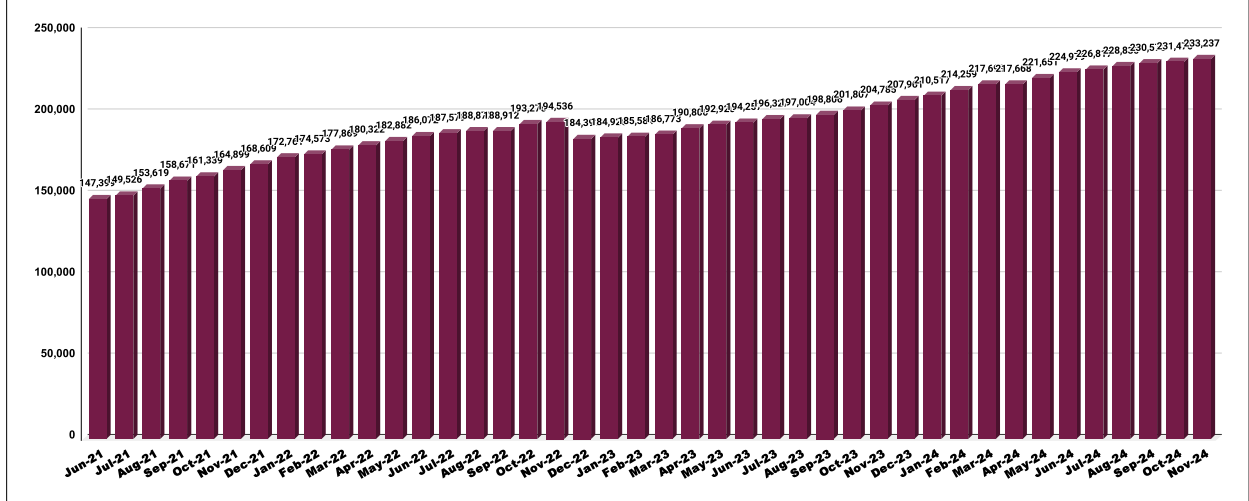
**COLLECTION VS CONNECTIONS TREND FOR THE LAST 42 MONTHS**



**CONNECTION OF LAST 56 MONTHS**

YEAR	April	May	June	July	August	September	October	November	December	January	February	March
2020-21	1,14,248	1,15,533	1,15,928	1,15,439	1,17,083	1,23,060	1,24,490	1,25,383	1,28,241	1,31,107	1,34,998	1,39,851
2021-22	1,43,615	1,45,175	1,47,399	1,49,526	1,53,619	1,58,671	1,61,339	1,64,899	1,68,609	1,72,761	1,74,573	1,77,869
2022-23	1,80,322	1,82,882	1,86,072	1,87,579	1,88,872	1,88,912	1,93,276	1,94,536	1,84,391	1,84,926	1,85,584	1,86,773
2023-24	1,90,800	1,92,920	1,94,257	1,96,327	1,97,004	1,98,806	2,01,807	2,04,785	2,07,961	2,10,517	2,14,259	2,17,693
2024-25	2,17,668	2,21,651	2,24,979	2,26,817	2,28,830	2,30,570	2,31,470	2,33,237				

**CONNECTION TREND OF LAST 42 MONTHS**



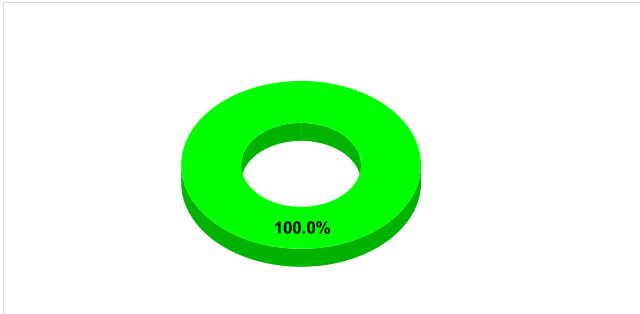
**METER READING POSTING**

Marks	Total marks	Rank
20.21	16	24

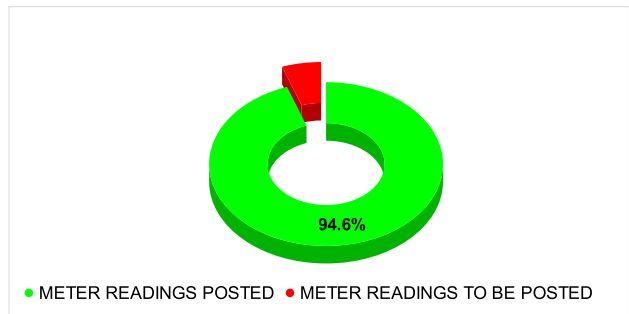
Total No. of Live connection on June	Total No. of readings posted on June	Total Readings of June against 50% Total Live Connections of June 24
161,496	82,823	102.57%
Total No. of Live connection on August	Total No. of readings posted on August	Total Readings of August against 50% Total Live Connections of August 24
209,686	107,248	102.29%
Total No. of Live connection on October	Total No. of readings posted on October	Total Readings of October against 50% Total Live Connections of October 24
213,746	104,473	97.75%

Total No. of Live connection on July	Total No. of readings posted on July	Total Readings of July against 50% Total Live Connections of July 24
207,277	98,024	94.58%
Total No. of Live connection on September	Total No. of readings posted on September	Total Readings of September against 50% Total Live Connections of September 24
209,227	99,604	95.21%
Total No. of Live connection on November	Total No. of readings posted on November	Total Readings of November against 50% Total Live Connections of November 24
212,748	102,874	96.71%

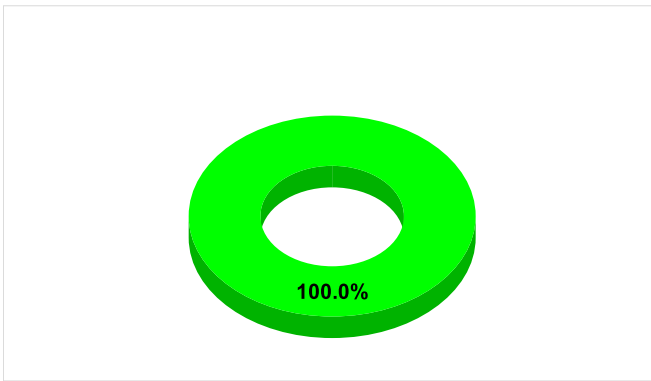
**METER READING POSTING % AGAINST NUMBER OF LIVE CONNECTIONS OF JUNE**



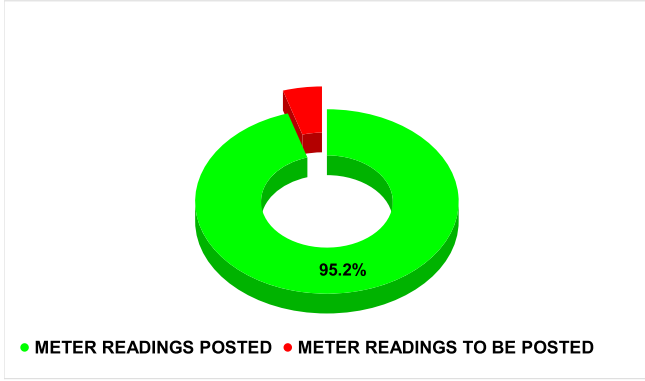
**METER READING POSTING % AGAINST NUMBER OF LIVE CONNECTIONS OF JULY**



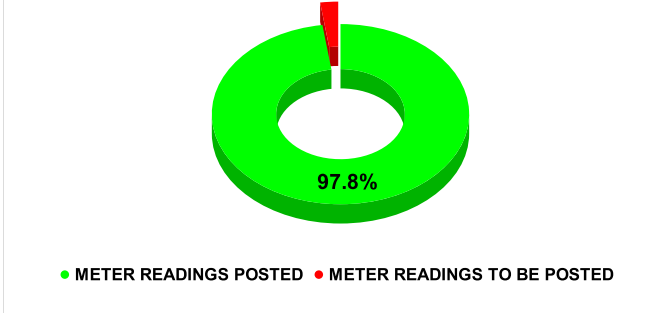
**METER READING POSTING % AGAINST NUMBER OF LIVE CONNECTIONS OF AUGUST**



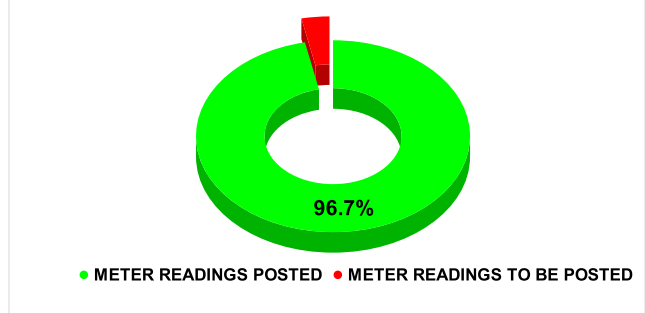
**METER READING POSTING % AGAINST NUMBER OF LIVE CONNECTIONS OF SEPTEMBER**



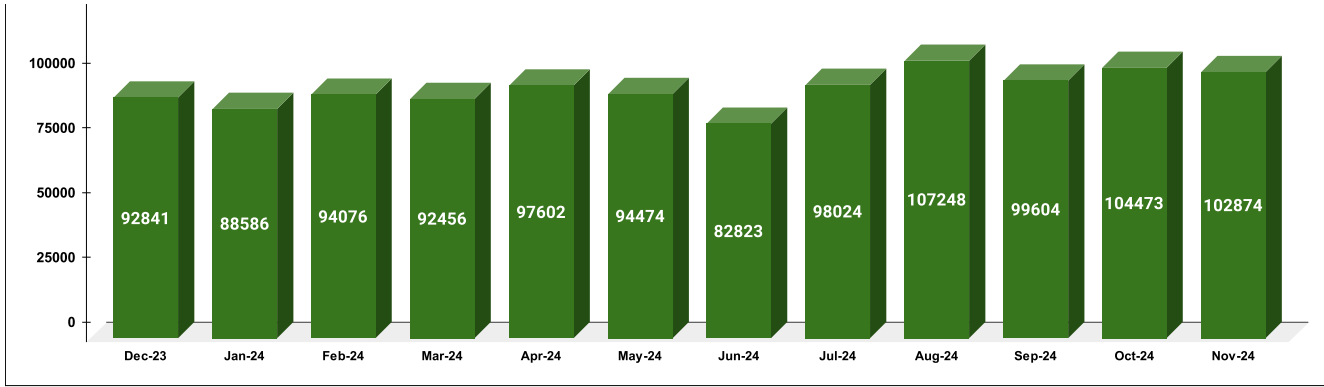
**METER READING POSTING % AGAINST NUMBER OF LIVE CONNECTIONS OF OCTOBER**



**METER READING POSTING % AGAINST NUMBER OF LIVE CONNECTIONS OF NOVEMBER**

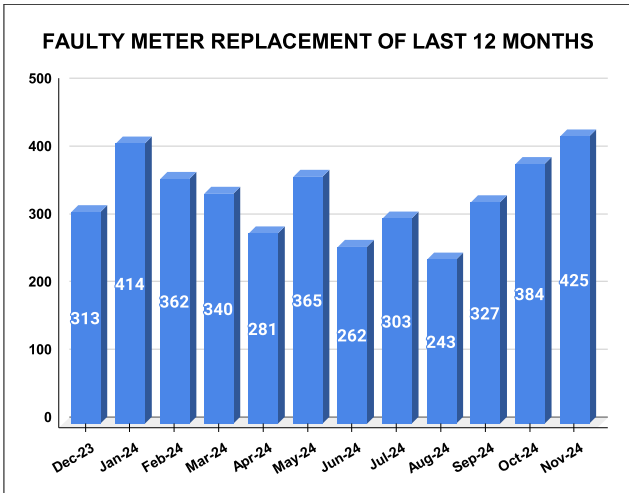


**METER READING POSTED FOR LAST 12 MONTHS**



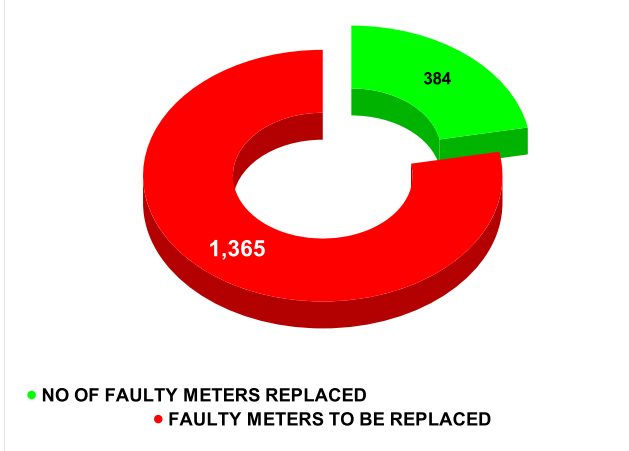
**FAULTY METER**

Marks	Total marks	Rank
12.00	20	30

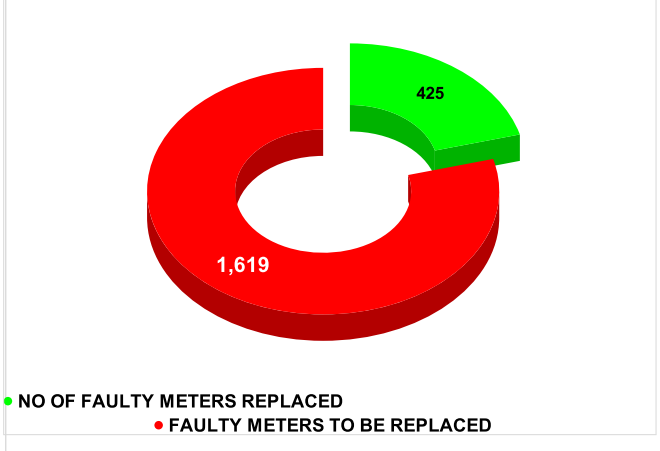


MONTH	Total No.of Faulty meters	Number of Faulty meter replaced	Number of Faulty meter pending
JUNE	1,343	262	1,081
JULY	2,045	303	1,742
AUGUST	2,087	243	1,844
SEPTEMBER	2,103	327	1,776
OCTOBER	1,749	384	1,365
NOVEMBER	2,044	425	1,619

FAULTY METER REPLACED VS FAULTY METER TO BE REPLACED ON OCTOBER



FAULTY METER REPLACED VS FAULTY METER TO BE REPLACED ON NOVEMBER

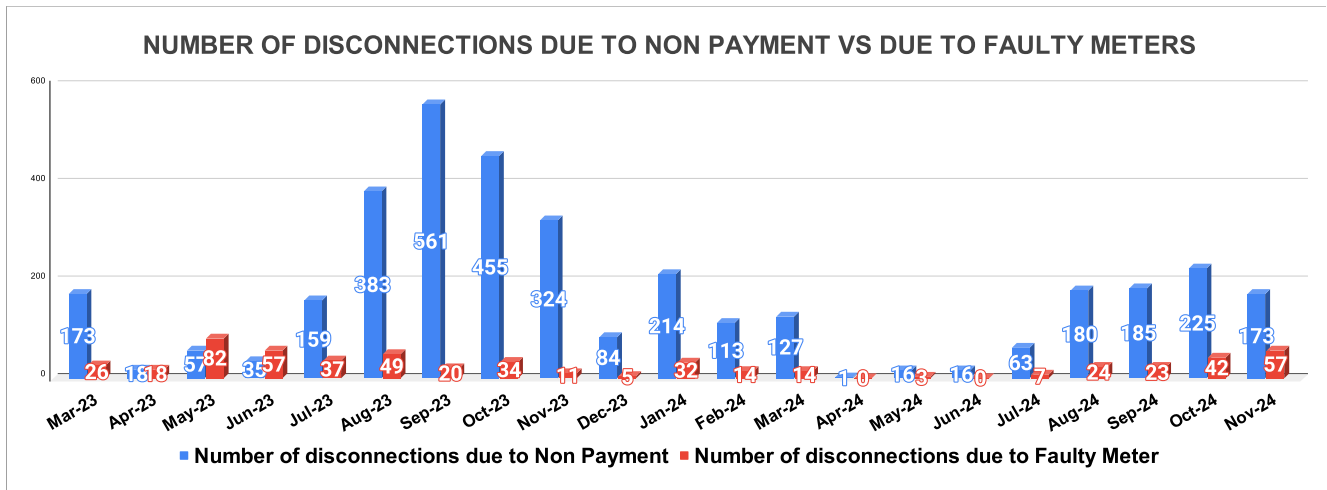


**DISCONNECTION STATUS**

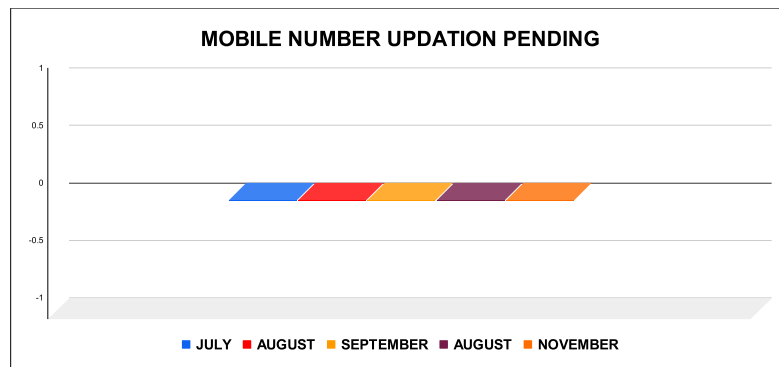
Marks	Total marks	Rank
-	-	-



DISCONNECTI ONS	APRIL	MAY	JUNE	JULY	AUGUST	SEPTEMBER	OCTOBER	NOVEMBER	DECEMBER	JANUARY	FEBRUARY	MARCH
DUE TO NON PAYMENT ( )	18	57	35	159	383	561	455	324	84	214	113	127
DUE TO FAULTY METER ( )	18	82	57	37	49	20	34	11	5	32	14	14
DUE TO NON PAYMENT ( )	1	16	16	63	180	185	225	173				
DUE TO FAULTY METER ( )	0	3	0	7	24	23	42	57				

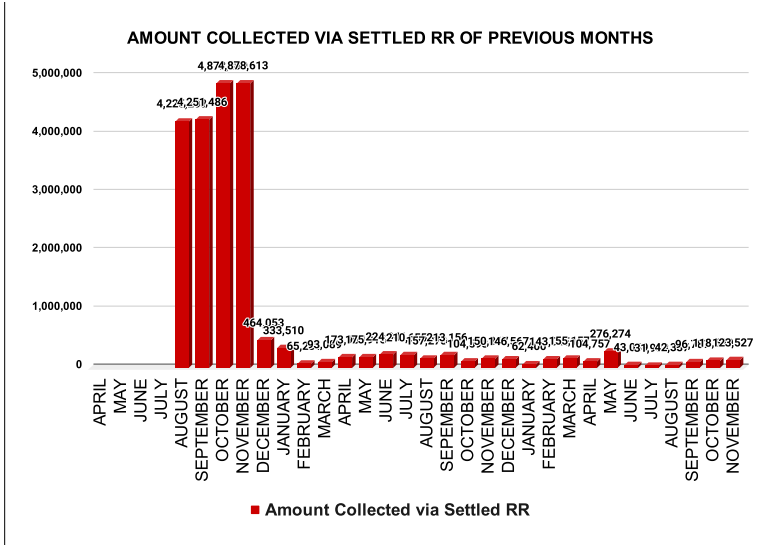


MOBILE NUMBER UPDATION	Marks	Total marks	Rank
	2.00	10	6



Mobile Number updation pending				
JULY	AUGUST	SEPTEMBER	OCTOBER	NOVEMBER
0	0	0	0	0

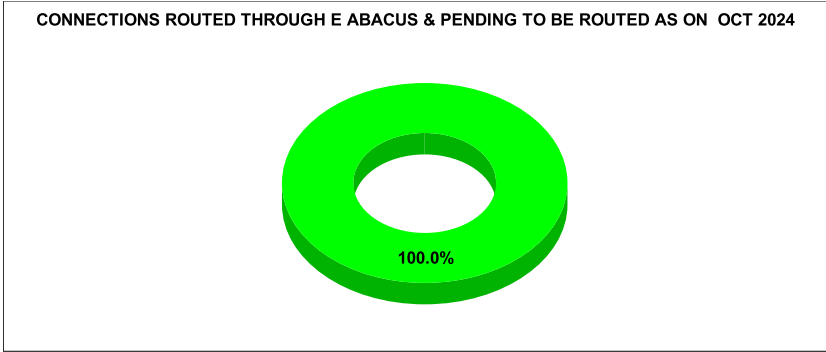
REVENUE RECOVERY STATUS	Marks	Total marks	Rank
	0.52	8	30



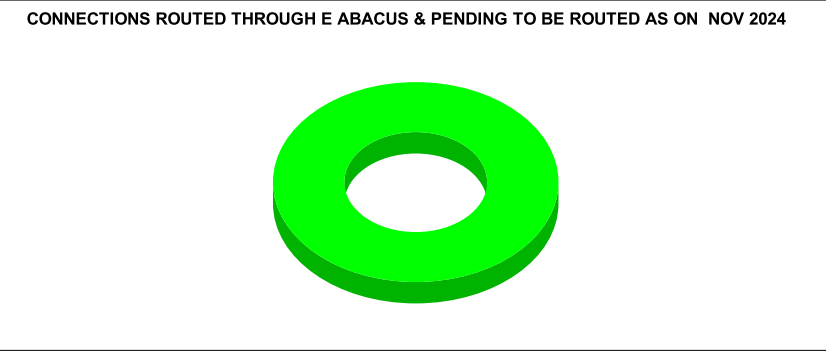
MONTH	No of RR Notices Issued	No of RR Proceed	No Of RR Settled	Amount Collected via Settled RR
JUNE	0	9	2	43,039
JULY	14	27	3	31,983
AUGUST	31	32	8	42,337
SEPTEMBER	10	28	11	96,787
OCTOBER	181	6	16	118,689
NOVEMBER	120	23	3	123,527

**JAL JEEVAN MISSION ROUTING**

Marks	Total marks	Rank
10.00	10	6



Month	Total No of JJM Connection	No of connection routed in e-abacus	Balance connection to be routed
JUNE	68,228	68,228	0
JULY	75,306	75,306	0
AUGUST	75,982	75,982	0



Month	Total No of JJM Connection	No of connection routed in e-abacus	Balance connection to be routed
SEPTEMBER	76,796	76,796	0
OCTOBER	77,095	77,095	0
NOVEMBER	77,974	77,974	0

Sources of data	
Revenue Collection Data	DCB based on E-abacus data collected from Divisions and consolidated by RMC
Amnesty Data	Summary of Live data submitted by Revenue Division via Google sheet shared
Meter Reading Data	Data collected from division via google sheets
Faulty Meter Replacement Data	Data collected from division via google sheets
JJM Reading Posting	Data collected from division via google sheets
Moile Number updation Status	Data collected from division via google sheets
Disconnection data	Data collected from division via google sheets
BPL data	Data provided from DBA
Arrear Break up	Govt. Arrear , Central Govt. Arrear as on November based on e-abacus ; LSGD data based on DCB
Total Arrears and Total Connections	Data from DCB
Top Defaulters	Arrear data from E-abacus as on November