



കേരള ജല അതോറിറ്റി

EDAPPAL	NOVEMBER	Report Generated at 07/01/2025 17:56:34	Rank -15
---------	----------	---	----------

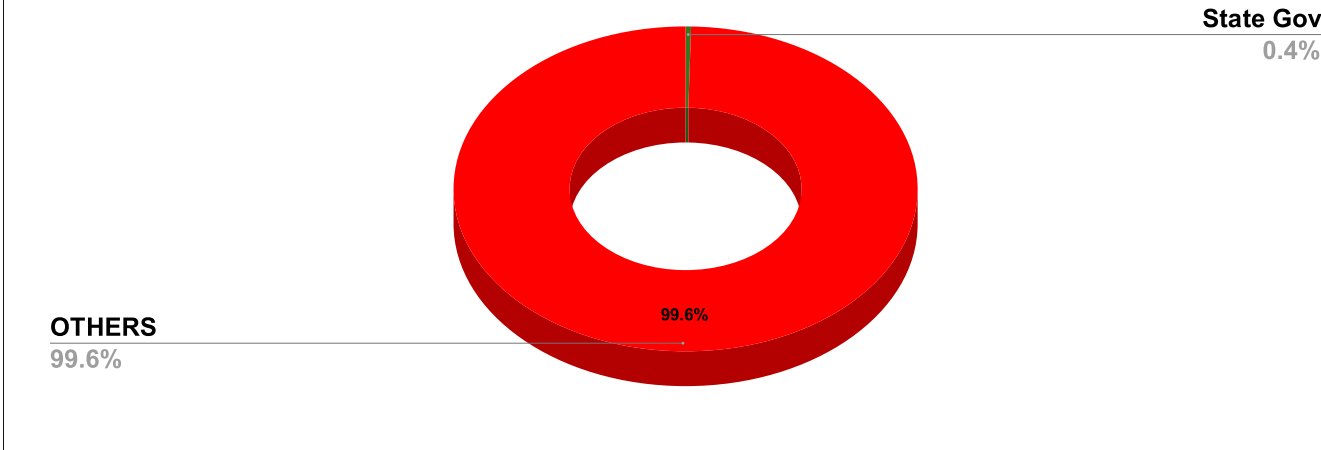
Name of Executive Engineer	Smt Manjumol.S
-----------------------------------	----------------

Name of Revenue officer	Sri.Byjumon.P.R
--------------------------------	-----------------

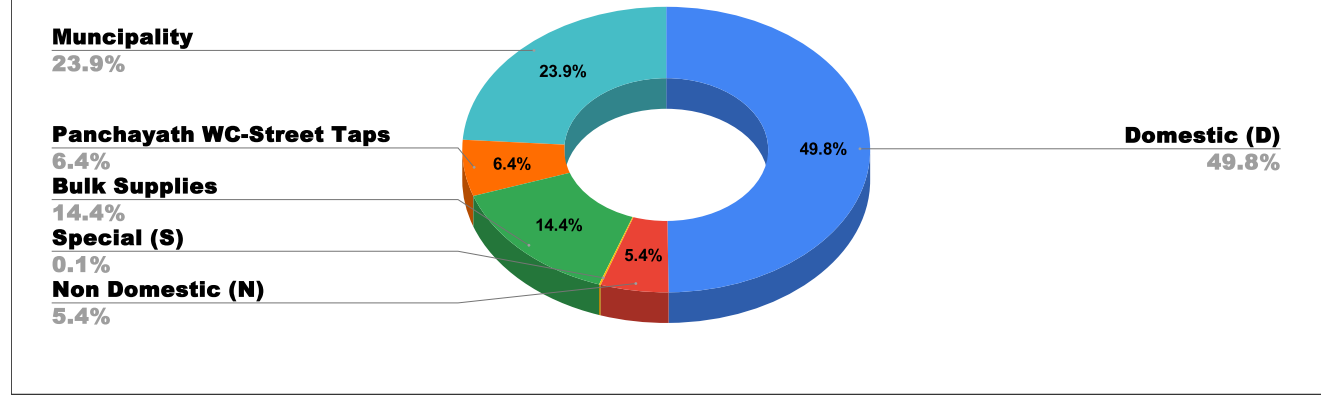
CONNECTIONS AS ON AS ON NOVEMBER :	72,496	ARREARS IN CRORE AS ON NOVEMBER :	7.26
---	---------------	--	-------------

ARREARS				
STATE GOVERNMENT	CENTRAL GOVERNMENT	PSU	OTHERS	LSGD
15,58,661	11,199	20,047	41,77,71,235	6,92,10,688

ARREAR BREAK UP INCLUDING LSGD

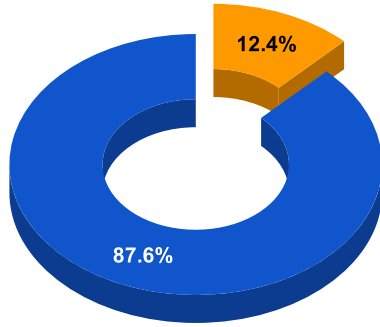


ARREARS INCLUDING LSGD



BPL DATA

BPL CONNECTIONS AS % OF TOTAL LIVE CONNECTIONS

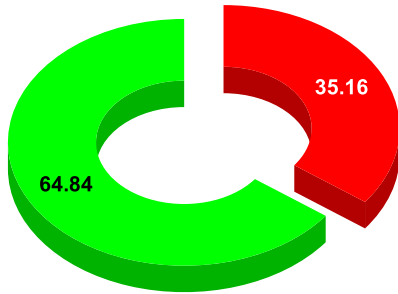


● BPL CONNECTIONS ● TOTAL LIVE CONNECTIONS

TOTAL NO OF BPL CONNECTIONS	
AS ON JULY 2023	9,902

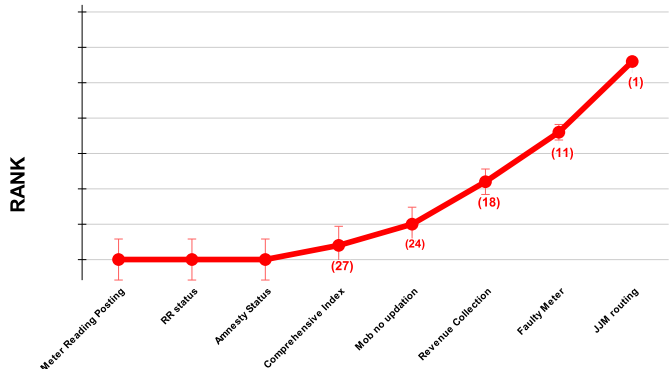
COMPREHENSIVE INDEX	Marks	Total marks	Rank
	71.68	100	15

MARKS OBTAINED



● Percent Score to be Achieved ● Percent Score Achieved

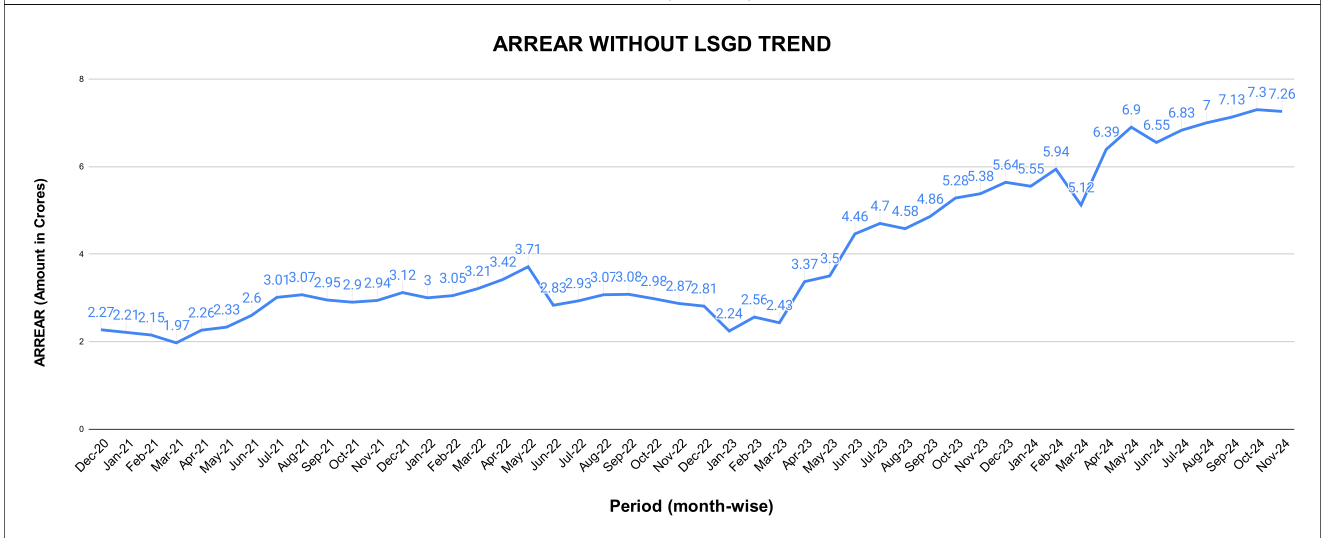
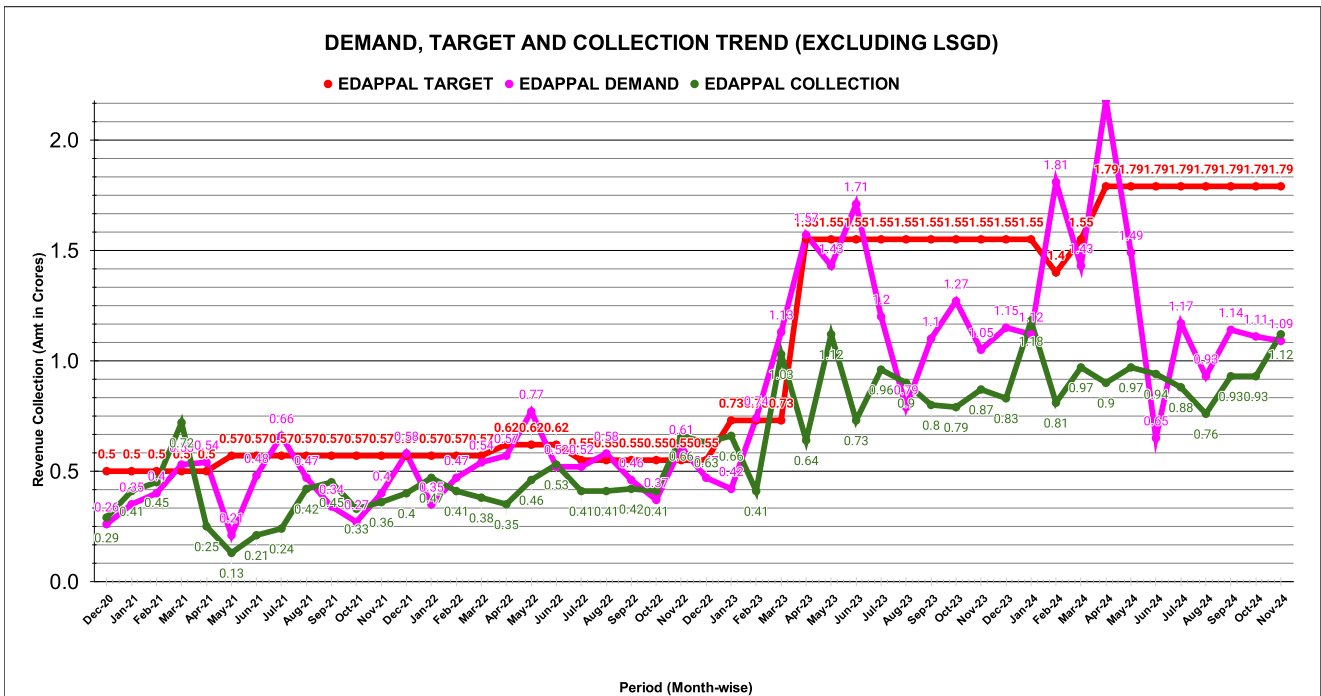
DIVISION RANK IN VARIOUS PARAMETERS



	Marks	Total marks	Rank
<u>COMPREHENSIVE INDEX</u>	71.68	100	15
<u>REVENUE COLLECTION ACHIEVEMENT</u>	18.61	25	18
<u>METER READING POSTING</u>	20.30	16	23
<u>FAULTY METER REPLACEMENT</u>	20.00	20	3
<u>MOBILE NO UPDATION</u>	2.00	10	7
<u>REVENUE RECOVERY STATUS</u>	0.77	8	25
<u>JAL JEEVAN MISSION ROUTING</u>	10.00	10	7
<u>AMNESTY</u>	0.77	11	

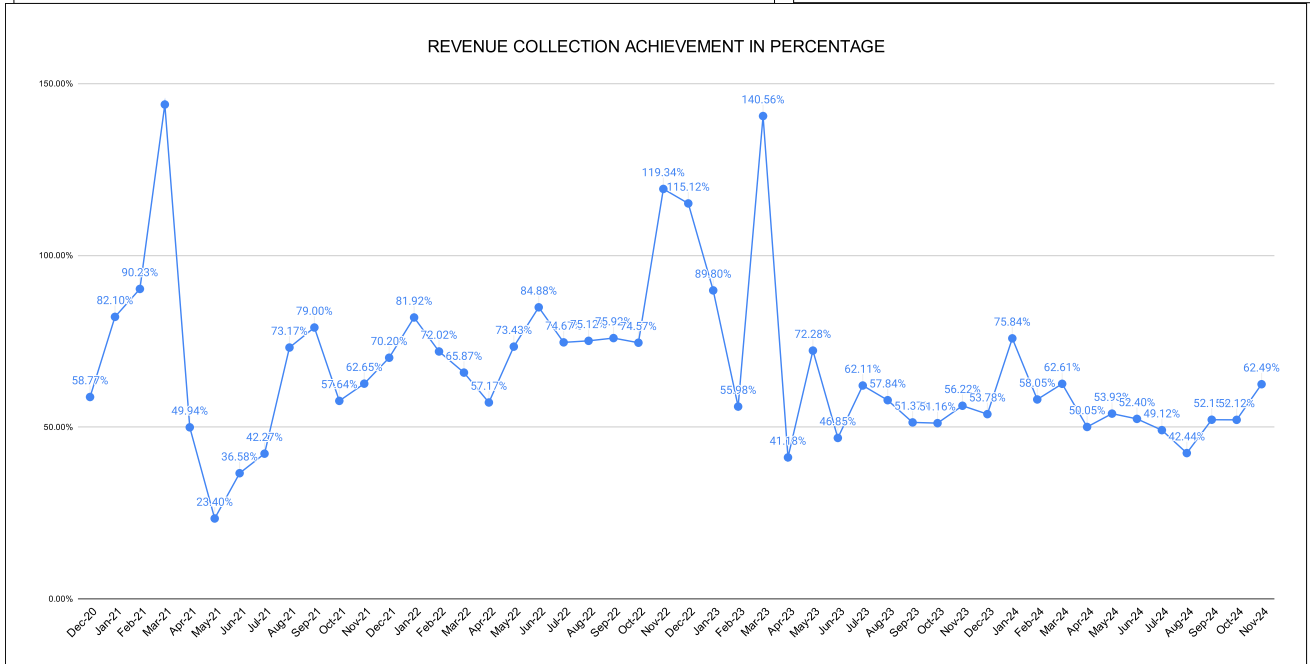
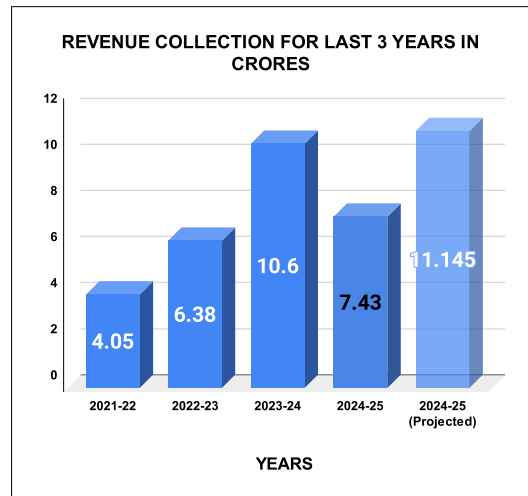
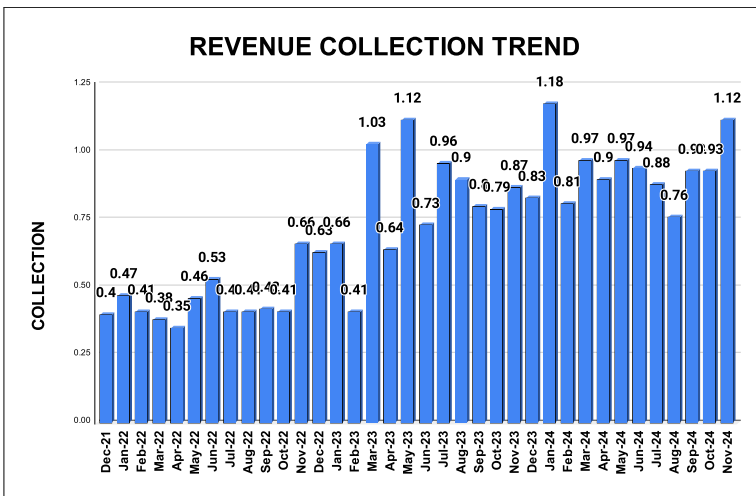
REVENUE COLLECTION ACHIEVEMENT

Marks	Total marks	Rank
18.61	25.00	18

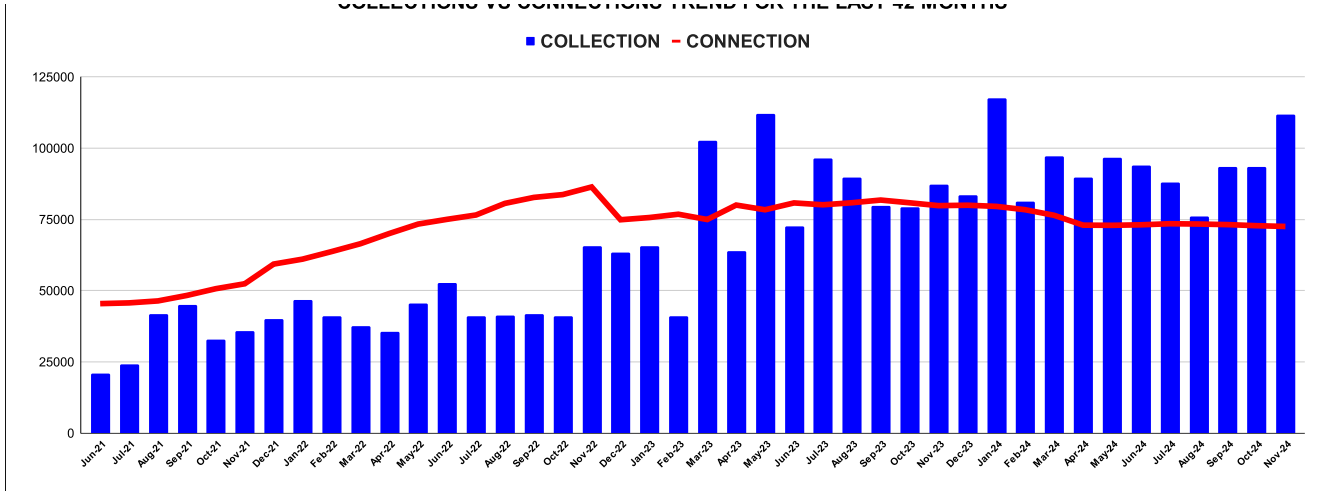


COLLECTION IN LAKHS

YEAR	April	May	June	July	August	September	October	November	December	January	February	March
2020-21	0.76	16.61	19.10	17.66	20.18	25.36	29.72	28.32	29.38	41.05	45.12	71.96
2021-22	24.97	13.34	20.85	24.09	41.71	45.03	32.86	35.71	40.02	46.69	41.05	37.55
2022-23	35.45	45.52	52.62	41.07	41.32	41.76	41.01	65.64	63.32	65.55	40.87	102.61
2023-24	63.84	112.03	72.61	96.27	89.65	79.62	79.30	87.14	83.37	117.55	81.27	97.04
2024-25	89.59	96.54	93.79	87.92	75.97	93.34	93.29	111.86				
YEAR	2020-21	2021-22	2022-23	2023-24	2024-25	2024-25 (Proj)						
COLLECTION IN LAKHS	345.23	403.86	636.73	1,059.68	742.31	1,113.46						



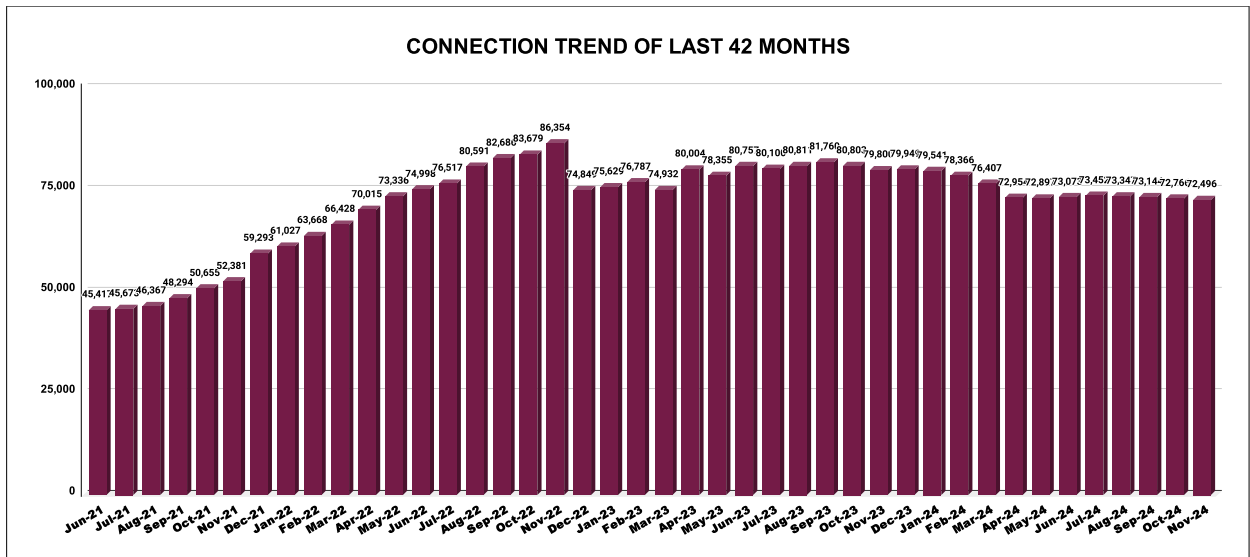
COLLECTION VS CONNECTIONS TREND FOR THE LAST 42 MONTHS



CONNECTION OF LAST 56 MONTHS

YEAR	April	May	June	July	August	September	October	November	December	January	February	March
2020-21	34,004	34,597	34,824	34,987	35,103	35,158	35,246	37,057	35,229	39,801	41,979	43,606
2021-22	44,488	44,817	45,417	45,673	46,367	48,294	50,655	52,381	59,293	61,027	63,668	66,428
2022-23	70,015	73,336	74,998	76,517	80,591	82,686	83,679	86,354	74,849	75,629	76,787	74,932
2023-24	80,004	78,355	80,757	80,100	80,811	81,760	80,803	79,800	79,949	79,541	78,366	76,407
2024-25	72,954	72,897	73,073	73,452	73,347	73,144	72,766	72,496				

CONNECTION TREND OF LAST 42 MONTHS




METER READING POSTING

Marks	Total marks	Rank
20.30	16	23

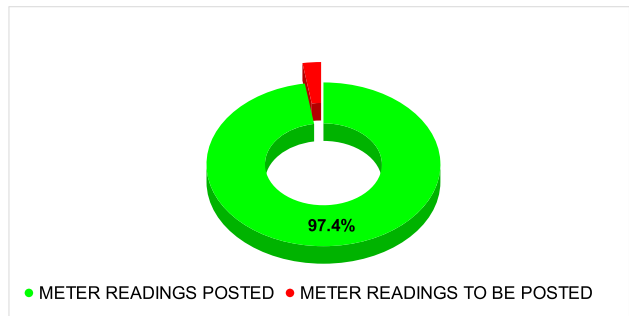
Total No. of Live connection on June	Total No. of readings posted on June	Total Readings of June against 50% Total Live Connections of June 24
69,841	37,066	106.14%
Total No. of Live connection on August	Total No. of readings posted on August	Total Readings of August against 50% Total Live Connections of August 24
70,883	34,498	97.34%
Total No. of Live connection on October	Total No. of readings posted on October	Total Readings of October against 50% Total Live Connections of October 24
69,976	36,815	105.22%

Total No. of Live connection on July	Total No. of readings posted on July	Total Readings of July against 50% Total Live Connections of July 24
71,011	34,599	97.45%
Total No. of Live connection on September	Total No. of readings posted on September	Total Readings of September against 50% Total Live Connections of September 24
70,600	34,636	98.12%
Total No. of Live connection on November	Total No. of readings posted on November	Total Readings of November against 50% Total Live Connections of November 24
68,233	33,815	99.12%

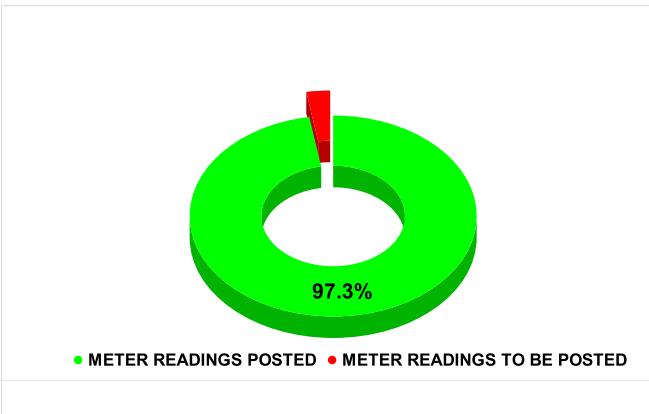
METER READING POSTING % AGAINST NUMBER OF LIVE CONNECTIONS OF JUNE



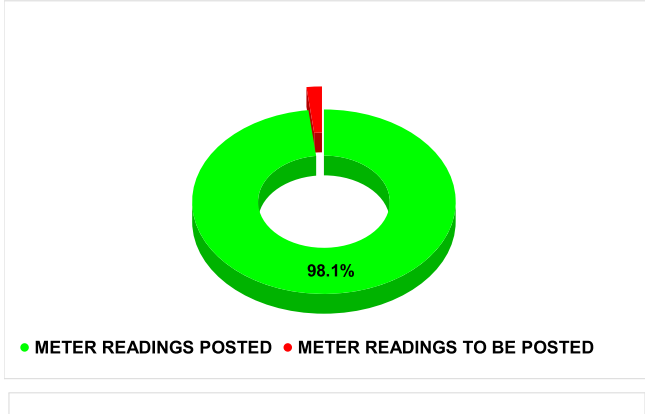
METER READING POSTING % AGAINST NUMBER OF LIVE CONNECTIONS OF JULY



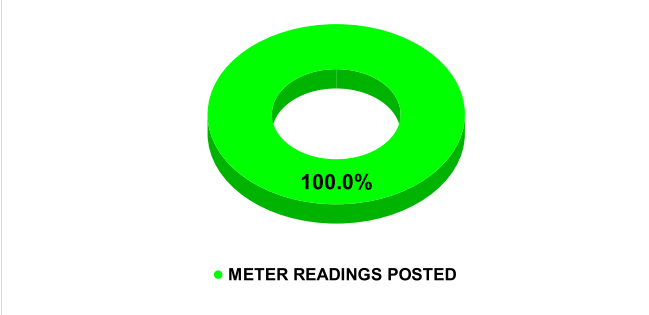
METER READING POSTING % AGAINST NUMBER OF LIVE CONNECTIONS OF AUGUST



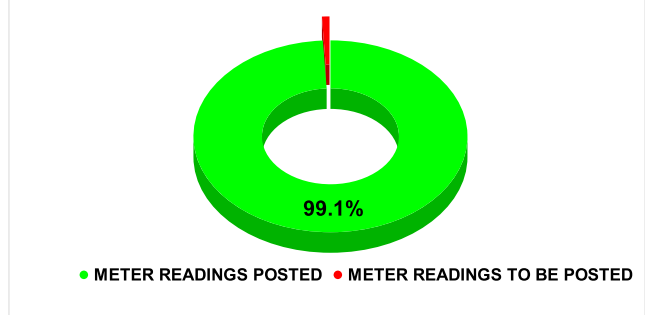
METER READING POSTING % AGAINST NUMBER OF LIVE CONNECTIONS OF SEPTEMBER



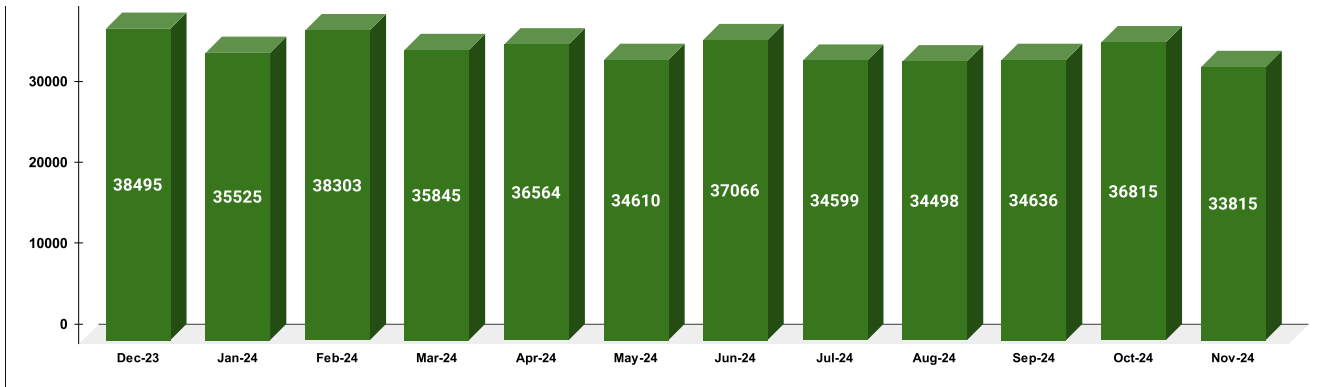
METER READING POSTING % AGAINST NUMBER OF LIVE CONNECTIONS OF OCTOBER



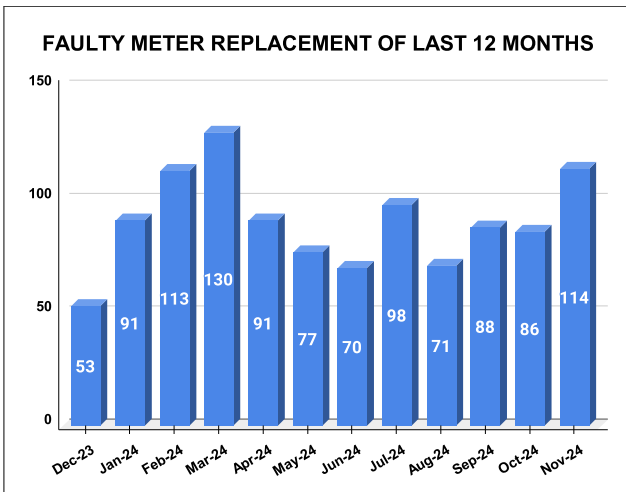
METER READING POSTING % AGAINST NUMBER OF LIVE CONNECTIONS OF NOVEMBER



METER READING POSTED FOR LAST 12 MONTHS

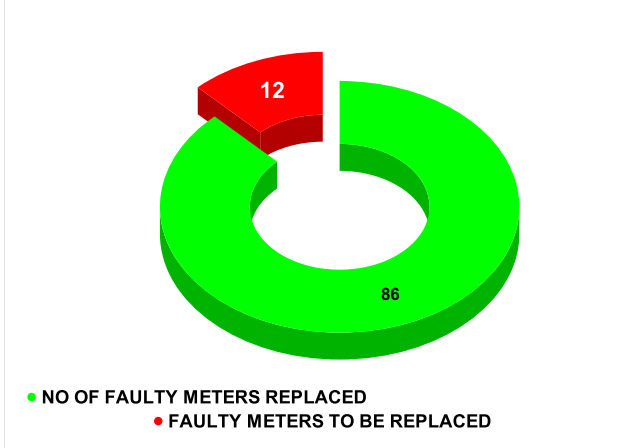


FAULTY METER Marks **20.00** Total marks **20** Rank **3**

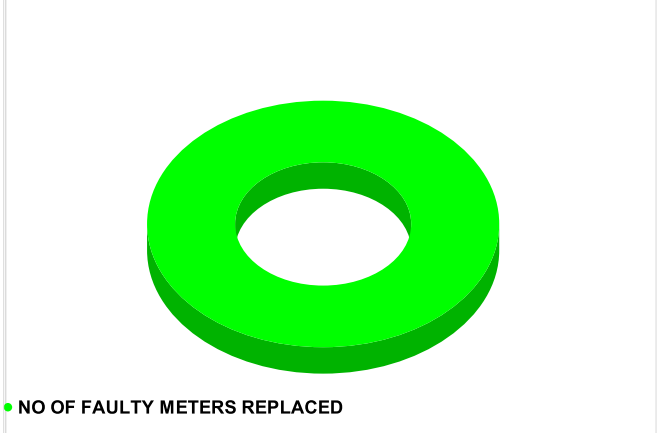


MONTH	Total No. of Faulty meters	Number of Faulty meter replaced	Number of Faulty meter pending
JUNE	164	70	94
JULY	161	98	63
AUGUST	132	71	61
SEPTEMBER	126	88	38
OCTOBER	98	86	12
NOVEMBER	59	114	-55

FAULTY METER REPLACED VS FAULTY METER TO BE REPLACED ON OCTOBER

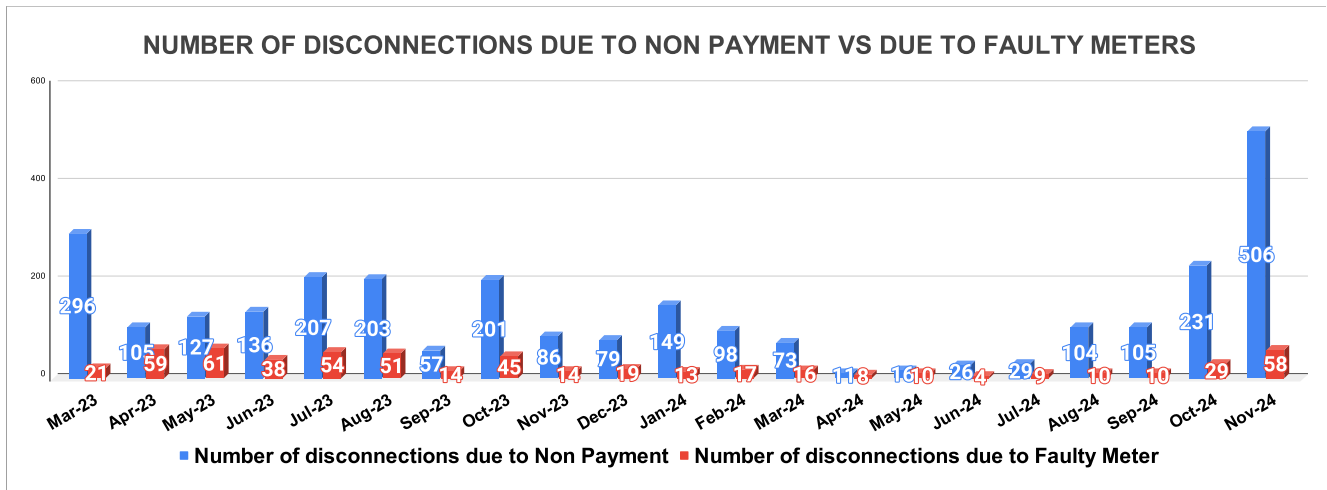


FAULTY METER REPLACED VS FAULTY METER TO BE REPLACED ON NOVEMBER

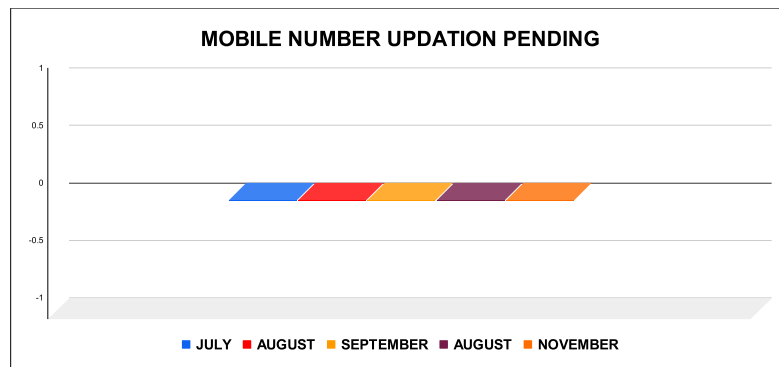


DISCONNECTION STATUS Marks **-** Total marks **-** Rank **-**

DISCONNECTI ONS	APRIL	MAY	JUNE	JULY	AUGUST	SEPTEMBER	OCTOBER	NOVEMBER	DECEMBER	JANUARY	FEBRUARY	MARCH
DUE TO NON PAYMENT ()	105	127	136	207	203	57	201	86	79	149	98	73
DUE TO FAULTY METER ()	59	61	38	54	51	14	45	14	19	13	17	16
DUE TO NON PAYMENT ()	11	16	26	29	104	105	231	506				
DUE TO FAULTY METER ()	8	10	4	9	10	10	29	58				



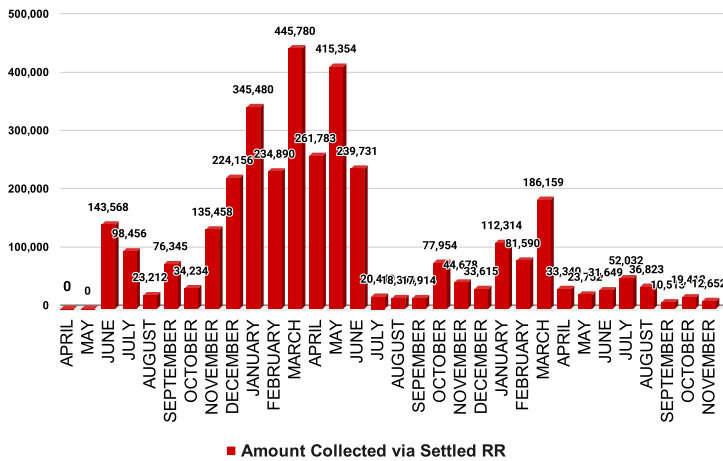
MOBILE NUMBER UPDATION	Marks	Total marks	Rank
	2.00	10	7



Mobile Number updation pending				
JULY	AUGUST	SEPTEMBER	OCTOBER	NOVEMBER
0	0	0	0	0

REVENUE RECOVERY STATUS	Marks	Total marks	Rank
	0.77	8	25

AMOUNT COLLECTED VIA SETTLED RR OF PREVIOUS MONTHS




MONTH	No of RR Notices Issued	No of RR Proceed	No Of RR Settled	Amount Collected via Settled RR
JUNE	21	22	8	31,649
JULY	43	21	18	52,032
AUGUST	109	11	5	36,823
SEPTEMBER	48	18	4	10,513
OCTOBER	31	38	7	19,412
NOVEMBER	53	34	4	12,652

JAL JEEVAN MISSION ROUTING

Marks	Total marks	Rank
10.00	10	7

CONNECTIONS ROUTED THROUGH E ABACUS & PENDING TO BE ROUTED AS ON OCT 2024




JUNE	Total No of JJM Connection	No of connection routed in e-abacus	Balance connection to be routed
	1,005	643	362

JULY	Total No of JJM Connection	No of connection routed in e-abacus	Balance connection to be routed
	615	615	0

AUGUST	Total No of JJM Connection	No of connection routed in e-abacus	Balance connection to be routed
	227	227	0

CONNECTIONS ROUTED THROUGH E ABACUS & PENDING TO BE ROUTED AS ON NOV 2024



SEPTEMBER	Total No of JJM Connection	No of connection routed in e-abacus	Balance connection to be routed
	66,086	66,086	0

OCTOBER	Total No of JJM Connection	No of connection routed in e-abacus	Balance connection to be routed
	67,071	67,071	0

NOVEMBER	Total No of JJM Connection	No of connection routed in e-abacus	Balance connection to be routed
	67,263	67,263	0

Sources of data

Revenue Collection Data	DCB based on E-abacus data collected from Divisions and consolidated by RMC
Amnesty Data	Summary of Live data submitted by Revenue Division via Google sheet shared
Meter Reading Data	Data collected from division via google sheets
Faulty Meter Replacement Data	Data collected from division via google sheets
JJM Reading Posting	Data collected from division via google sheets
Moile Number updation Status	Data collected from division via google sheets
Disconnection data	Data collected from division via google sheets
BPL data	Data provided from DBA
Arrear Break up	Govt. Arrear , Central Govt. Arrear as on November based on e-abacus ; LSGD data based on DCB
Total Arrears and Total Connections	Data from DCB
Top Defaulters	Arrear data from E-abacus as on November