



# കേരള ജല അതോറിറ്റി

<b>MALAPPURAM</b>	NOVEMBER	Report Generated at 07/01/2025 17:56:17	<b>Rank -24</b>
-------------------	----------	---	-----------------

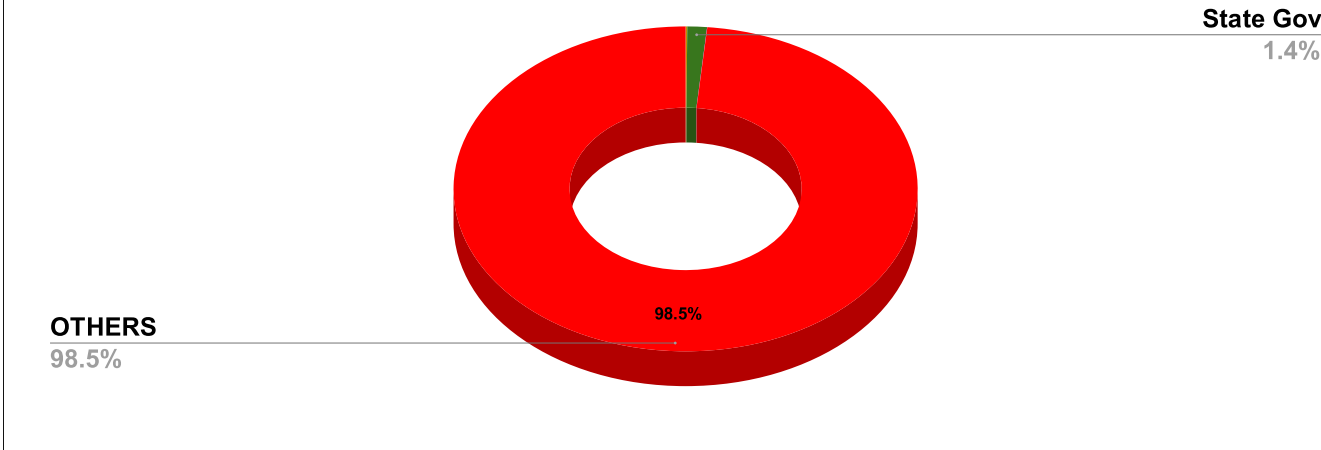
<b>Name of Executive Engineer</b>	Sri. Santhosh Kumar.E.S
-----------------------------------	-------------------------

<b>Name of Revenue officer</b>	Sri. Pradeep.K.T
--------------------------------	------------------

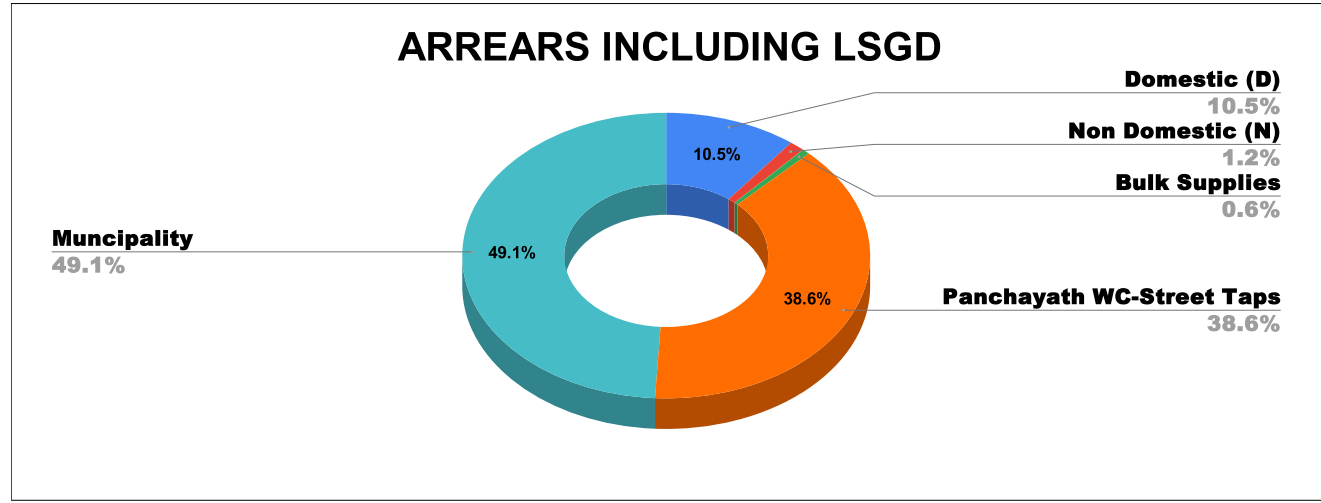
<b>CONNECTIONS AS ON AS ON NOVEMBER :</b>	<b>1,93,705</b>	<b>ARREARS IN CRORE AS ON NOVEMBER :</b>	<b>15.96</b>
---	-----------------	--	--------------

ARREARS				
STATE GOVERNMENT	CENTRAL GOVERNMENT	PSU	OTHERS	LSGD
49,79,747	4,27,568	53,901	35,97,11,877	77,35,24,896

## ARREAR BREAK UP INCLUDING LSGD



## ARREARS INCLUDING LSGD



DOMESTIC	NON DOMESTIC	INDUSTRIAL	SPECIAL	BULK SUPPLY	Panchayath WC-Street Taps	Municipality WC -Street Taps	Corporation WC - Street Taps
9,25,64,137	1,07,23,117	66,150	1,17,248	53,05,233	34,01,60,216	43,33,64,680	0

## ARREARS WITH OUT LSGD

### Bulk Supplies

4.9%

### Special (S)

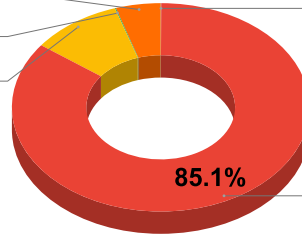
0.1%

### Non Domestic (N)

9.9%

### Industrial (I)

0.1%



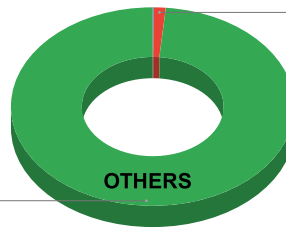
### Domestic (D)

85.1%

## ARREAR BREAK UP WITH OUT LSGD

### State Gov

1.4%



### Domestic, Nondomestic and others

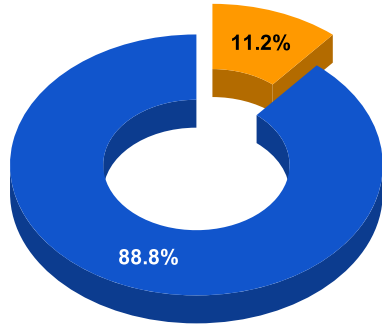
98.5%

## TOP DEFAULTERS OF MALAPPURAM FOR THE MONTH OF NOVEMBER

SL NO	NAME	ARREAR
1	PRINCIPAL GOVT MEDI.COLLEGE, 12/216, GOVT. MEDICAL COLLEGE, MANJERI (PO)	7,76,544
2	THE SECRETARY, CHILDRENS AMMUSMENT PARK, MALAPPURAM MUNICIPALITY, KOTTAKUNNU	5,77,091
3	LIFE MISSION FLATS, 16/199/115, Pathaikkara, Perinthalmanna	5,39,237
4	THE COMMANDANT, MALABAR SPECIAL POLICE, 9497965361,9645765557,	5,10,969
5	THAHASILDAR, PERINTHALMANNA, THALUK OFFICE,	4,59,454
6	THE AIRPORT DIRECTOR, CALICUT INTERNATIONAL AIRPORT, KARIPUR, KARIPUR P O., MALAPPURAM D T ,483279491	4,11,118
7	THE CAMMANDENT, FAMILY QUARTERS, OPP. M.S.P. WORK SHOPE, MALAPPURAM 9497965361	2,90,997
8	C.ALI, S/O MOHAMMED, CHERALIL(H), PALOOR	2,58,290
9	THE DIRECTER, A.LIGARH MUSLIM UNIVERCITY, MALAPPURAM CENTER, PARAKKAL MUKKU	1,91,375
10	SUPERINTENDENT, GOVT.DISTRICT HOSPITAL, NILAMBUR 940063080, 7561004455	1,85,176

**BPL DATA**

**BPL CONNECTIONS AS % OF TOTAL LIVE CONNECTIONS**

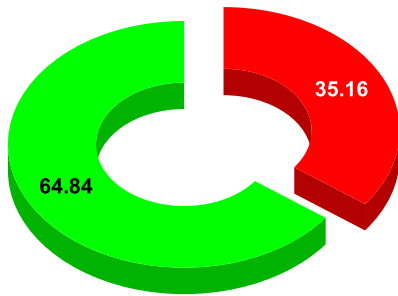


● BPL CONNECTIONS ● TOTAL LIVE CONNECTIONS

TOTAL NO OF BPL CONNECTIONS	
AS ON JULY 2023	19,705

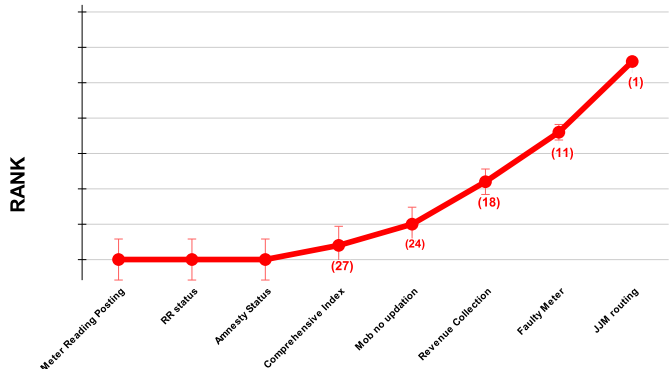
COMPREHENSIVE INDEX	Marks	Total marks	Rank
	65.91	100	24

**MARKS OBTAINED**



● Percent Score to be Achieved ● Percent Score Achieved

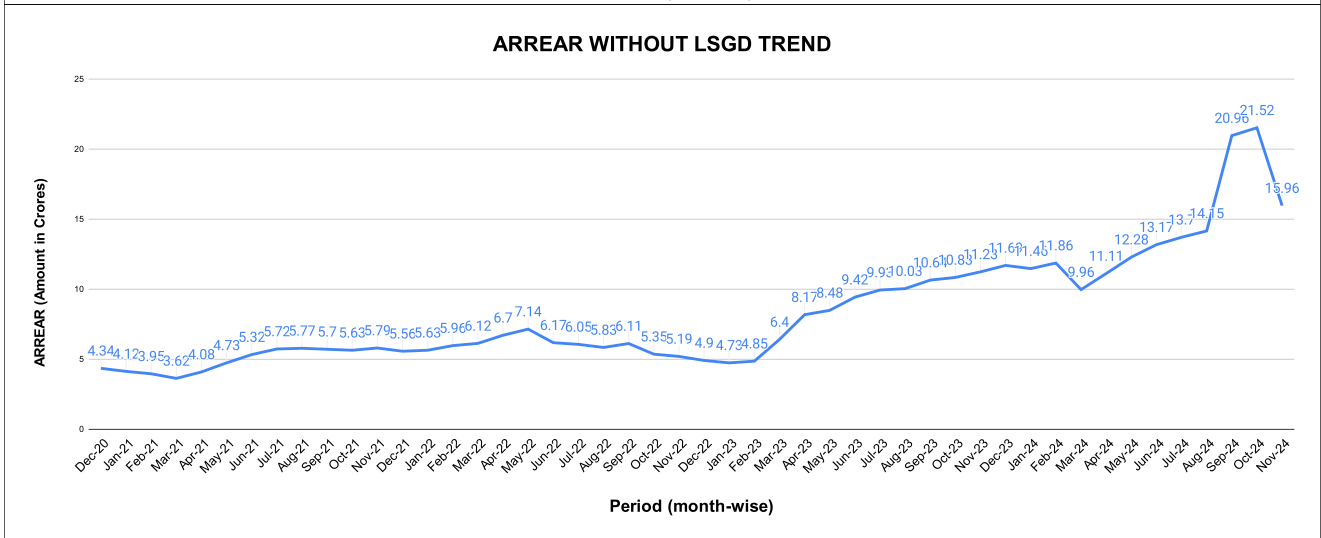
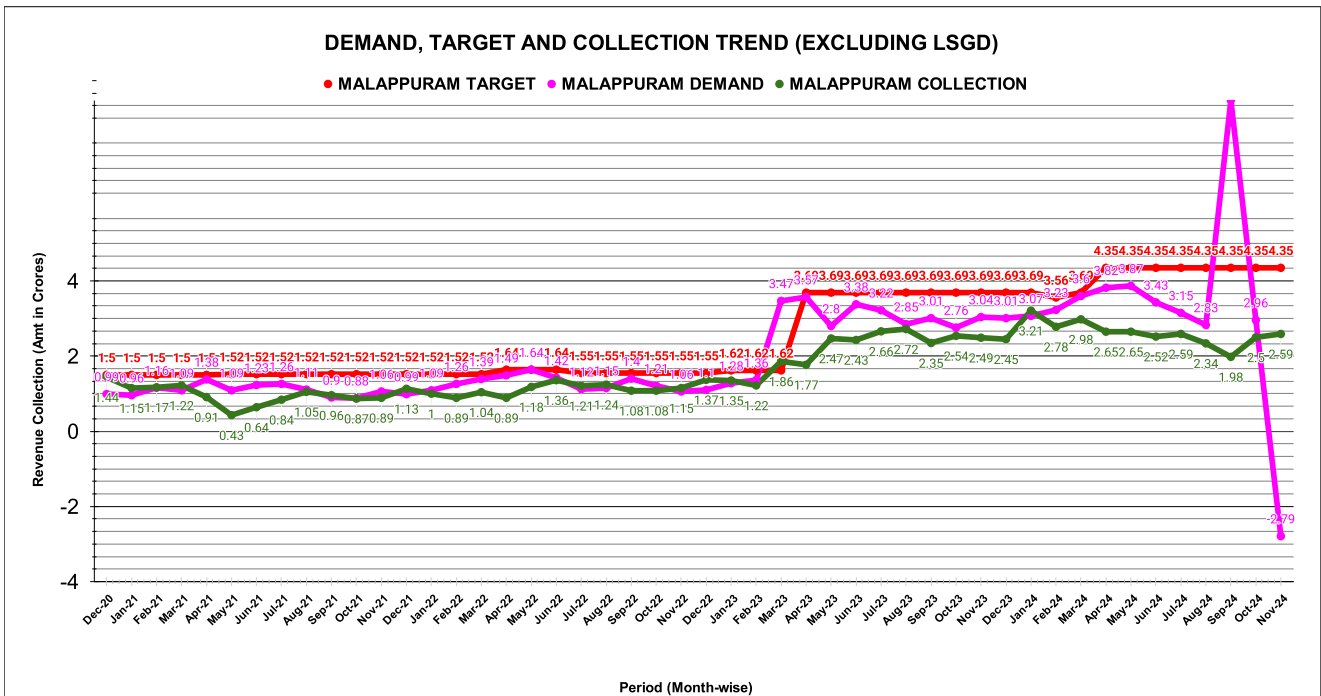
**DIVISION RANK IN VARIOUS PARAMETERS**



	Marks	Total marks	Rank
<u>COMPREHENSIVE INDEX</u>	65.91	100	24
<u>REVENUE COLLECTION ACHIEVEMENT</u>	20.50	25	14
<u>METER READING POSTING</u>	20.08	16	26
<u>FAULTY METER REPLACEMENT</u>	13.12	20	26
<u>MOBILE NO UPDATION</u>	1.91	10	27
<u>REVENUE RECOVERY STATUS</u>	0.59	8	27
<u>JAL JEEVAN MISSION ROUTING</u>	9.70	10	29
<u>AMNESTY</u>	0.59	11	-

# REVENUE COLLECTION ACHIEVEMENT

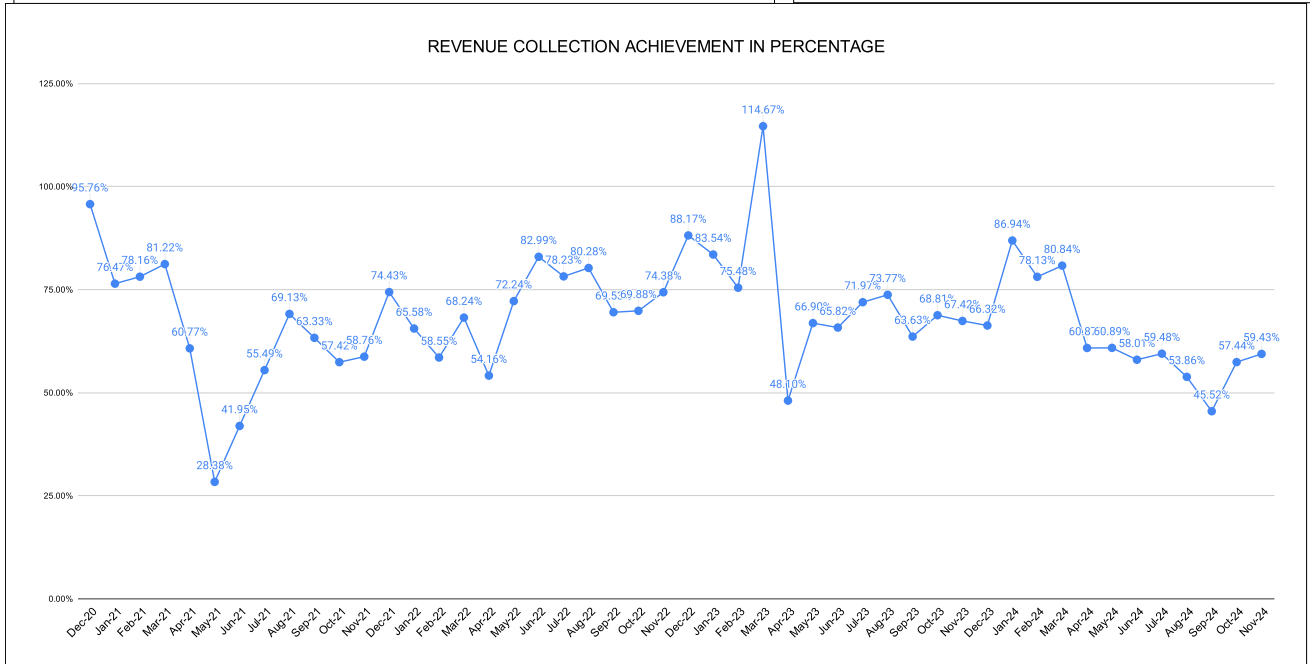
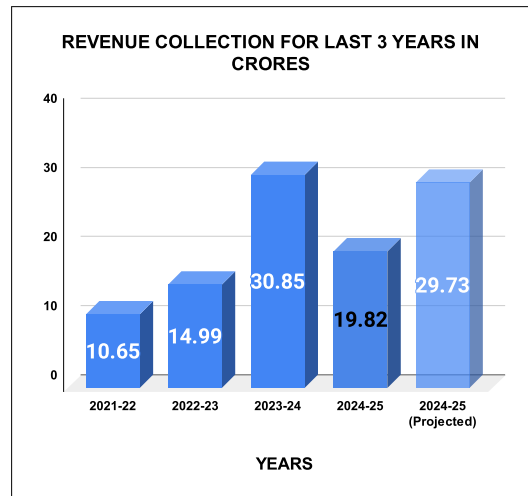
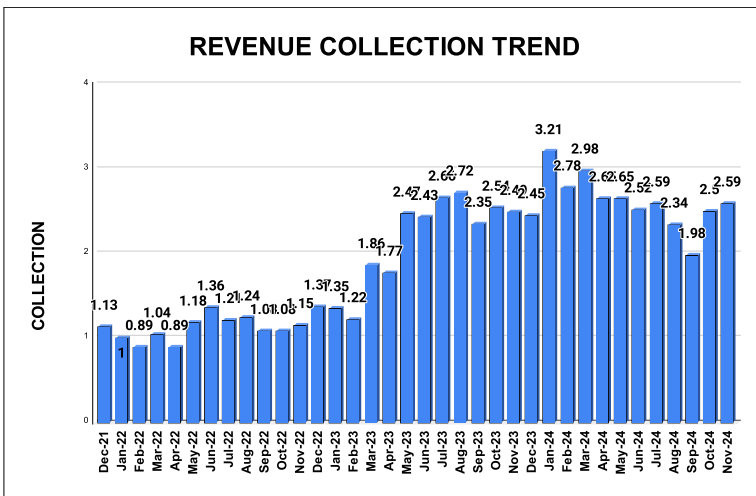
Marks	Total marks	Rank
20.50	25.00	14



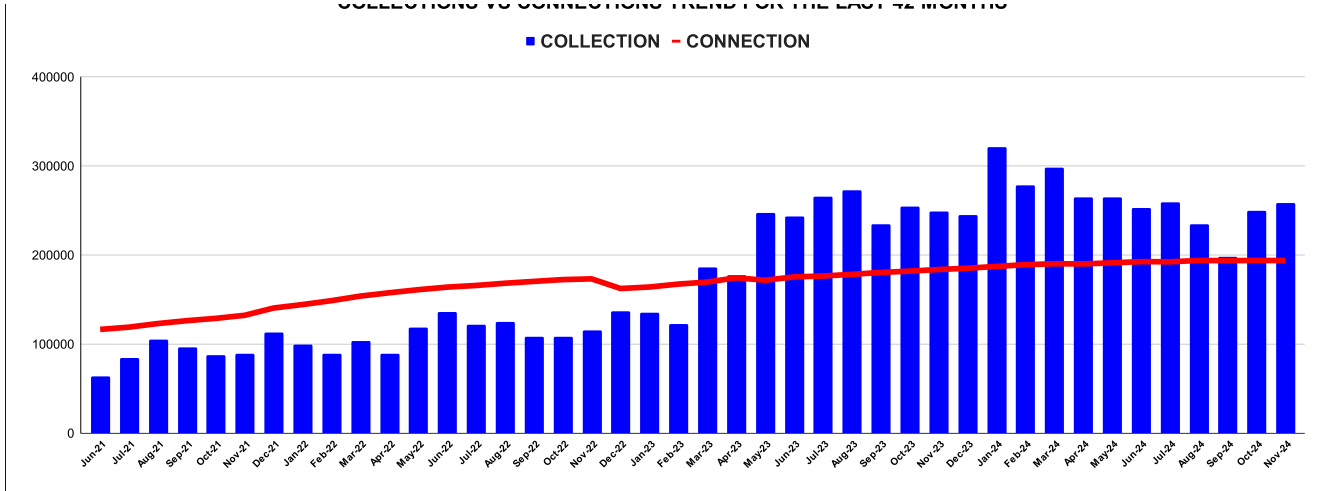
## COLLECTION IN LAKHS

YEAR	April	May	June	July	August	September	October	November	December	January	February	March
2020-21	15.43	72.56	104.12	90.68	82.33	94.33	87.47	86.37	143.64	114.70	117.24	121.84
2021-22	91.16	43.15	63.77	84.34	105.08	96.27	87.28	89.31	113.13	99.67	89.00	103.73
2022-23	88.82	118.47	136.11	121.25	124.43	107.78	108.32	115.28	136.67	135.34	122.28	185.76
2023-24	177.48	246.87	242.89	265.56	272.21	234.78	253.92	248.79	244.72	320.83	278.14	298.29
2024-25	264.80	264.88	252.36	258.74	234.28	198.03	249.87	258.51				

YEAR	2020-21	2021-22	2022-23	2023-24	2024-25	2024-25 (Proj)
COLLECTION IN LAKHS	1,130.72	1,065.88	1,500.51	3,084.46	1,981.47	2,972.20



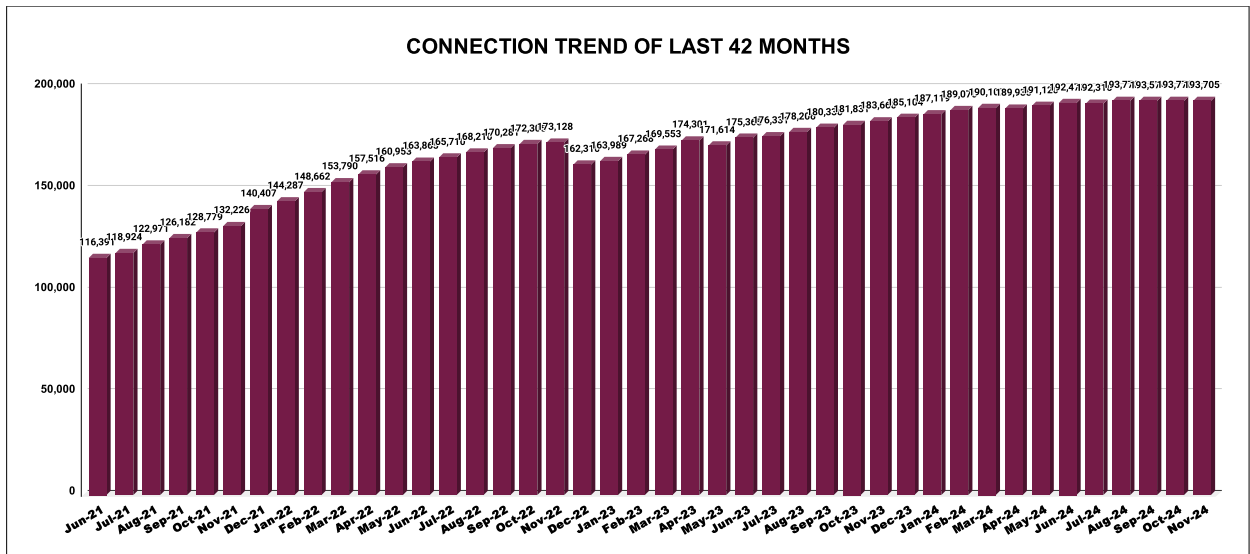
COLLECTION VS CONNECTIONS TREND FOR THE LAST 42 MONTHS



CONNECTION OF LAST 56 MONTHS

YEAR	April	May	June	July	August	September	October	November	December	January	February	March
2020-21	87,179	87,770	88,219	88,548	88,785	89,016	89,360	94,975	97,204	1,01,096	1,04,089	1,08,387
2021-22	1,10,786	1,12,336	1,16,391	1,18,924	1,22,971	1,26,182	1,28,779	1,32,226	1,40,407	1,44,287	1,48,662	1,53,790
2022-23	1,57,516	1,60,953	1,63,865	1,65,710	1,68,210	1,70,281	1,72,305	1,73,128	1,62,310	1,63,989	1,67,268	1,69,553
2023-24	1,74,301	1,71,614	1,75,365	1,76,331	1,78,206	1,80,336	1,81,831	1,83,660	1,85,104	1,87,119	1,89,070	1,90,107
2024-25	1,89,935	1,91,120	1,92,476	1,92,316	1,93,778	1,93,574	1,93,770	1,93,705				

CONNECTION TREND OF LAST 42 MONTHS



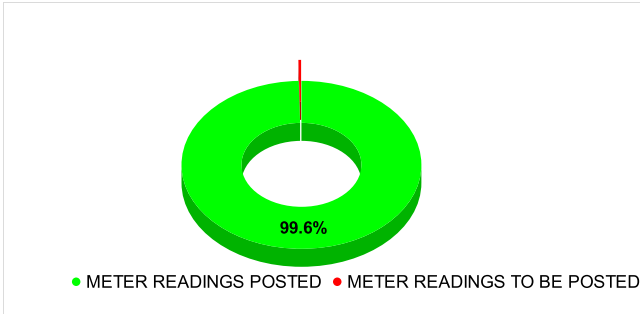
METER READING POSTING

Marks	Total marks	Rank
20.08	16	26

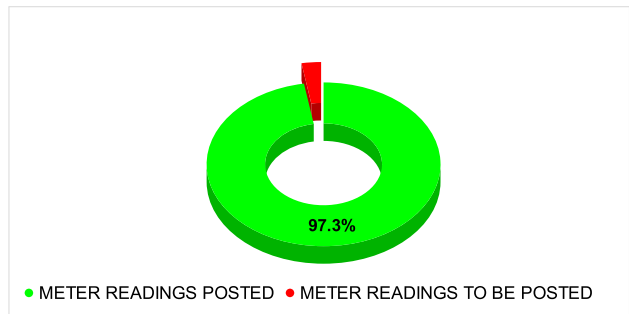
Total No. of Live connection on June	Total No. of readings posted on June	Total Readings of June against 50% Total Live Connections of June 24
189,759	94,537	99.64%
Total No. of Live connection on August	Total No. of readings posted on August	Total Readings of August against 50% Total Live Connections of August 24
192,505	78,420	81.47%
Total No. of Live connection on October	Total No. of readings posted on October	Total Readings of October against 50% Total Live Connections of October 24
193,069	96,244	99.70%

Total No. of Live connection on July	Total No. of readings posted on July	Total Readings of July against 50% Total Live Connections of July 24
190,022	92,463	97.32%
Total No. of Live connection on September	Total No. of readings posted on September	Total Readings of September against 50% Total Live Connections of September 24
192,840	90,137	93.48%
Total No. of Live connection on November	Total No. of readings posted on November	Total Readings of November against 50% Total Live Connections of November 24
192,740	92,296	95.77%

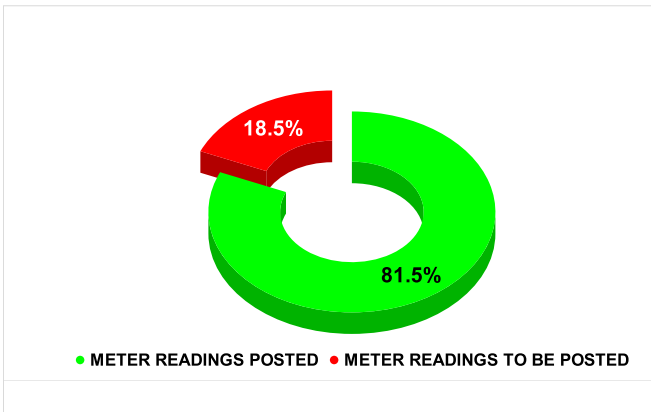
**METER READING POSTING % AGAINST NUMBER OF LIVE CONNECTIONS OF JUNE**



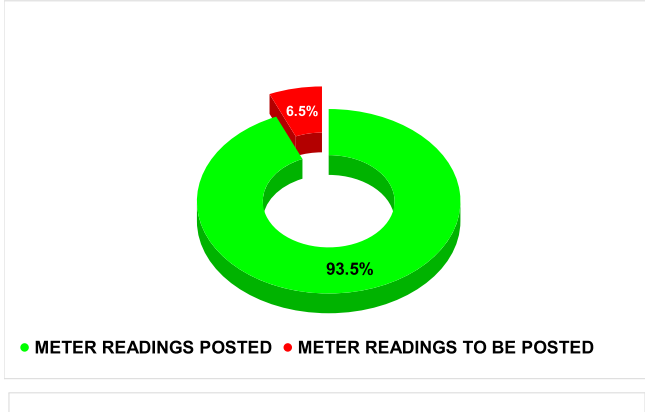
**METER READING POSTING % AGAINST NUMBER OF LIVE CONNECTIONS OF JULY**



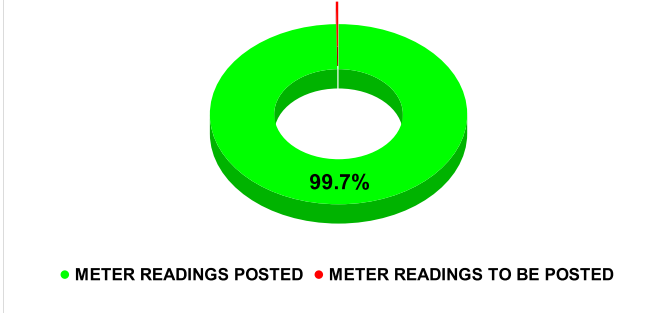
**METER READING POSTING % AGAINST NUMBER OF LIVE CONNECTIONS OF AUGUST**



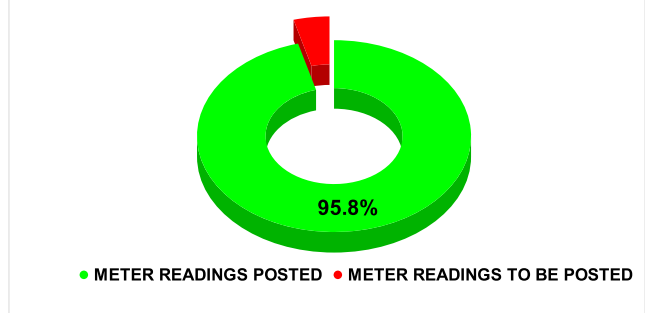
**METER READING POSTING % AGAINST NUMBER OF LIVE CONNECTIONS OF SEPTEMBER**



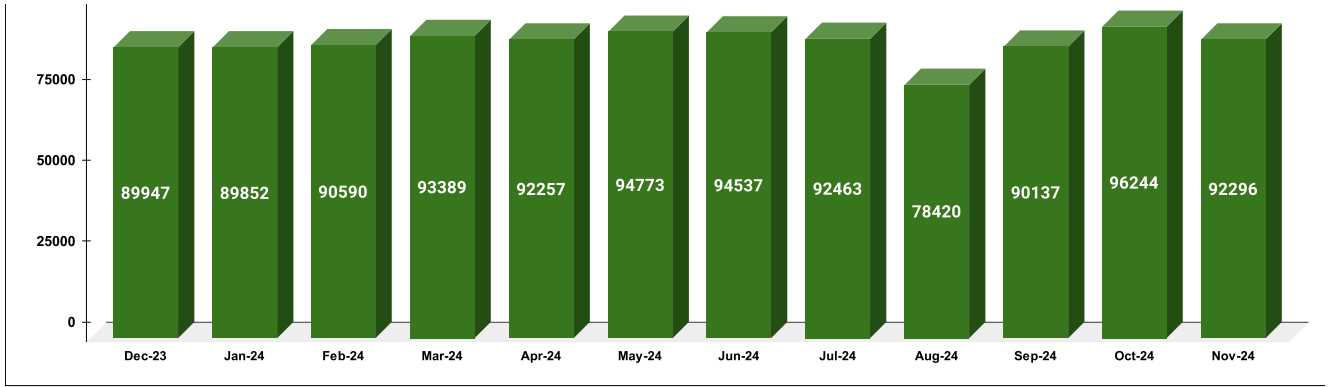
**METER READING POSTING % AGAINST NUMBER OF LIVE CONNECTIONS OF OCTOBER**



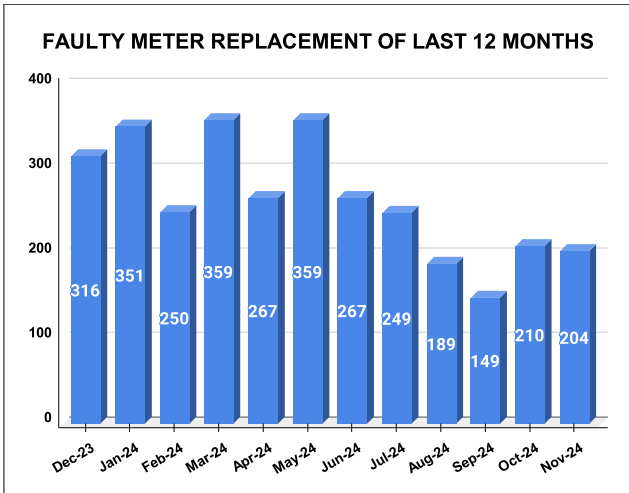
**METER READING POSTING % AGAINST NUMBER OF LIVE CONNECTIONS OF NOVEMBER**



**METER READING POSTED FOR LAST 12 MONTHS**

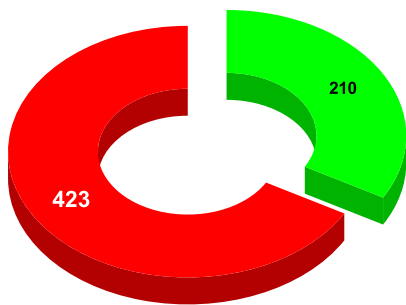


**FAULTY METER** Marks **13.12** Total marks **20** Rank **26**



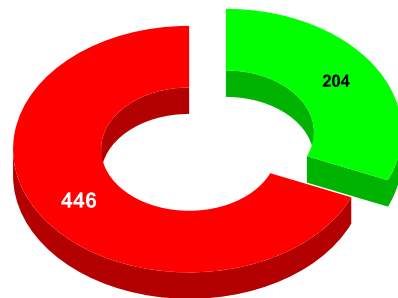
MONTH	Total No.of Faulty meters	Number of Faulty meter replaced	Number of Faulty meter pending
JUNE	576	267	309
JULY	576	249	327
AUGUST	501	189	312
SEPTEMBER	608	149	459
OCTOBER	633	210	423
NOVEMBER	650	204	446

FAULTY METER REPLACED VS FAULTY METER TO BE REPLACED ON OCTOBER



● NO OF FAULTY METERS REPLACED  
● FAULTY METERS TO BE REPLACED

FAULTY METER REPLACED VS FAULTY METER TO BE REPLACED ON NOVEMBER

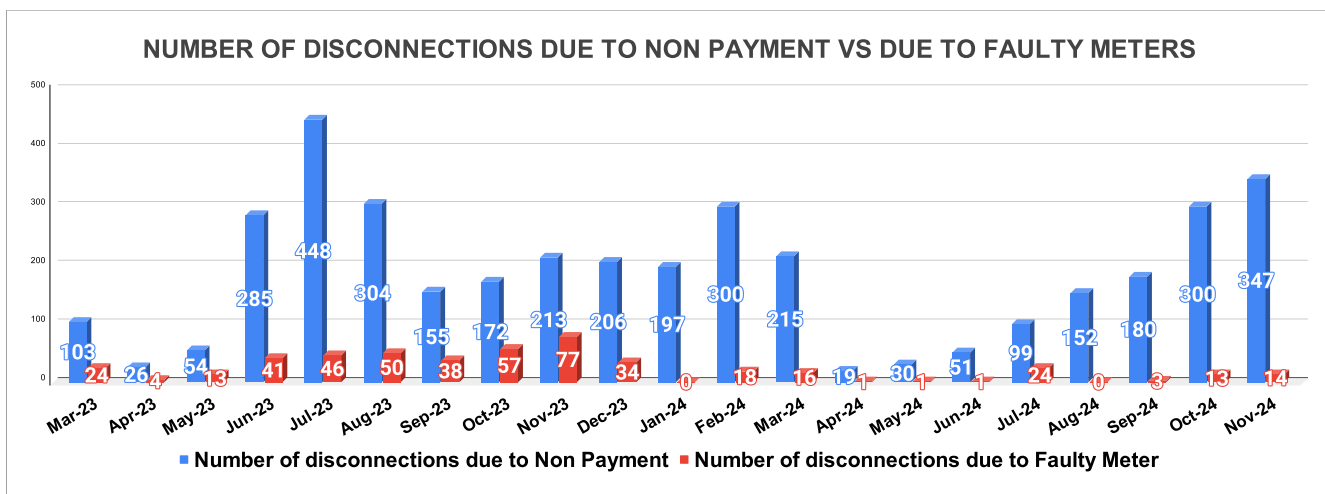


● NO OF FAULTY METERS REPLACED  
● FAULTY METERS TO BE REPLACED

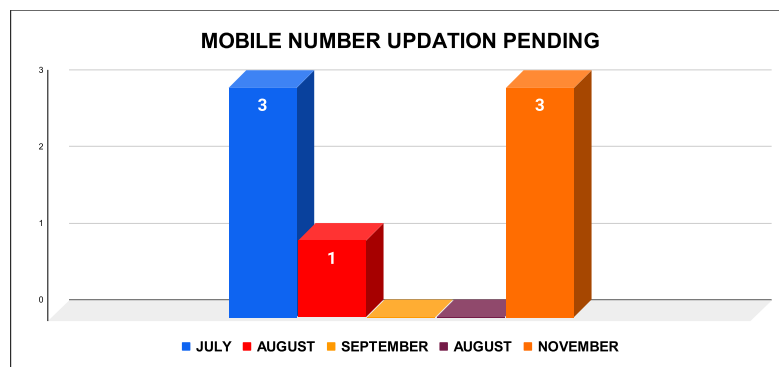
**DISCONNECTION STATUS** Marks **-** Total marks **-** Rank **-**



DISCONNECTI ONS	APRIL	MAY	JUNE	JULY	AUGUST	SEPTEMBER	OCTOBER	NOVEMBER	DECEMBER	JANUARY	FEBRUARY	MARCH
DUE TO NON PAYMENT ( )	26	54	285	448	304	155	172	213	206	197	300	215
DUE TO FAULTY METER ( )	4	13	41	46	50	38	57	77	34	0	18	16
DUE TO NON PAYMENT ( )	19	30	51	99	152	180	300	347				
DUE TO FAULTY METER ( )	1	1	1	24	0	3	13	14				

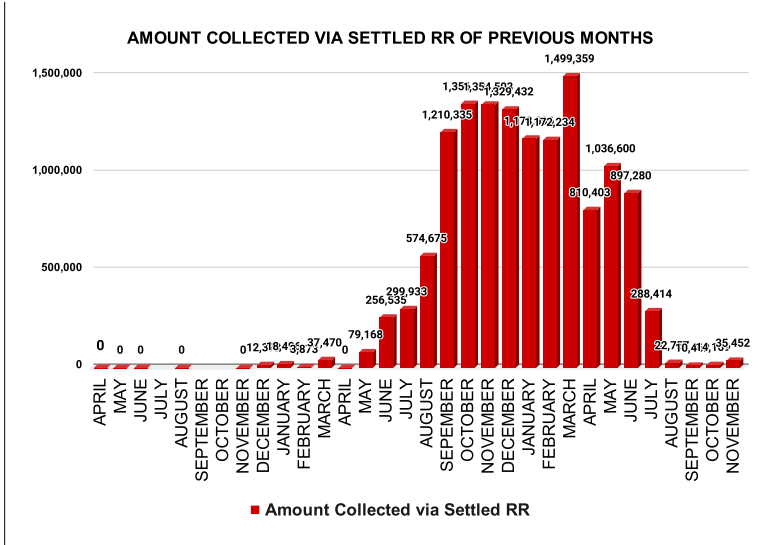


MOBILE NUMBER UPDATION	Marks	Total marks	Rank
	1.91	10	27



Mobile Number updation pending				
JULY	AUGUST	SEPTEMBER	OCTOBER	NOVEMBER
3	1	0	0	3

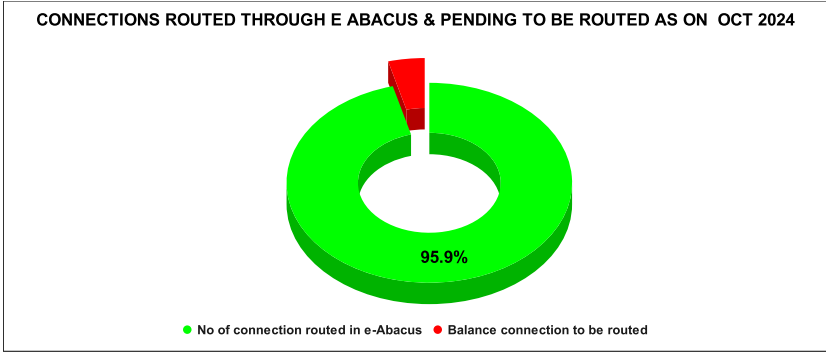
REVENUE RECOVERY STATUS	Marks	Total marks	Rank
	0.59	8	27



MONTH	No of RR Notices Issued	No of RR Proceed	No Of RR Settled	Amount Collected via Settled RR
JUNE	399	61	134	897,280
JULY	306	26	58	288,414
AUGUST	65	3	7	22,757
SEPTEMBER	41	1	8	10,462
OCTOBER	135	49	2	14,169
NOVEMBER	114	26	4	35,452

## JAL JEEVAN MISSION ROUTING

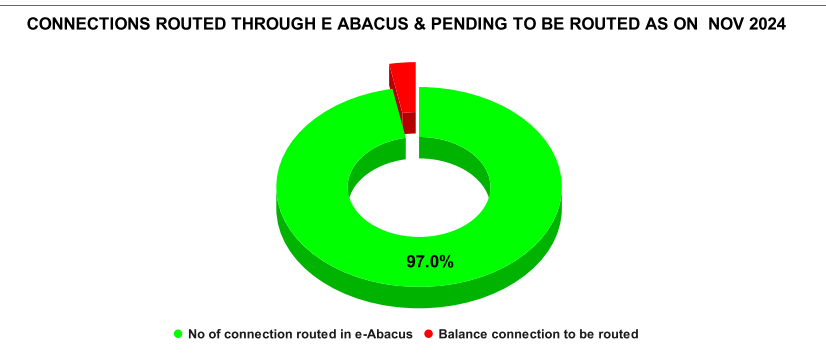
Marks	Total marks	Rank
9.70	10	29



Month	Total No of JJM Connection	No of connection routed in e-Abacus	Balance connection to be routed
JUNE	101,767	101,767	0

Month	Total No of JJM Connection	No of connection routed in e-Abacus	Balance connection to be routed
JULY	106,306	106,306	0

Month	Total No of JJM Connection	No of connection routed in e-Abacus	Balance connection to be routed
AUGUST	95,801	95,801	0



Month	Total No of JJM Connection	No of connection routed in e-Abacus	Balance connection to be routed
SEPTEMBER	108,716	103,047	5,629

Month	Total No of JJM Connection	No of connection routed in e-Abacus	Balance connection to be routed
OCTOBER	93,387	89,537	3,850

Month	Total No of JJM Connection	No of connection routed in e-Abacus	Balance connection to be routed
NOVEMBER	101,118	98,101	3,017

Sources of data	
Revenue Collection Data	DCB based on E-abacus data collected from Divisions and consolidated by RMC
Amnesty Data	Summary of Live data submitted by Revenue Division via Google sheet shared
Meter Reading Data	Data collected from division via google sheets
Faulty Meter Replacement Data	Data collected from division via google sheets
JJM Reading Posting	Data collected from division via google sheets
Moile Number updation Status	Data collected from division via google sheets
Disconnection data	Data collected from division via google sheets
BPL data	Data provided from DBA
Arrear Break up	Govt. Arrear , Central Govt. Arrear as on November based on e-abacus ; LSGD data based on DCB
Total Arrears and Total Connections	Data from DCB
Top Defaulters	Arrear data from E-abacus as on November