



കേരള ജല അതോറിറ്റി

SHORNUR	NOVEMBER	Report Generated at 07/01/2025 17:56:01	Rank -14
----------------	----------	---	-----------------

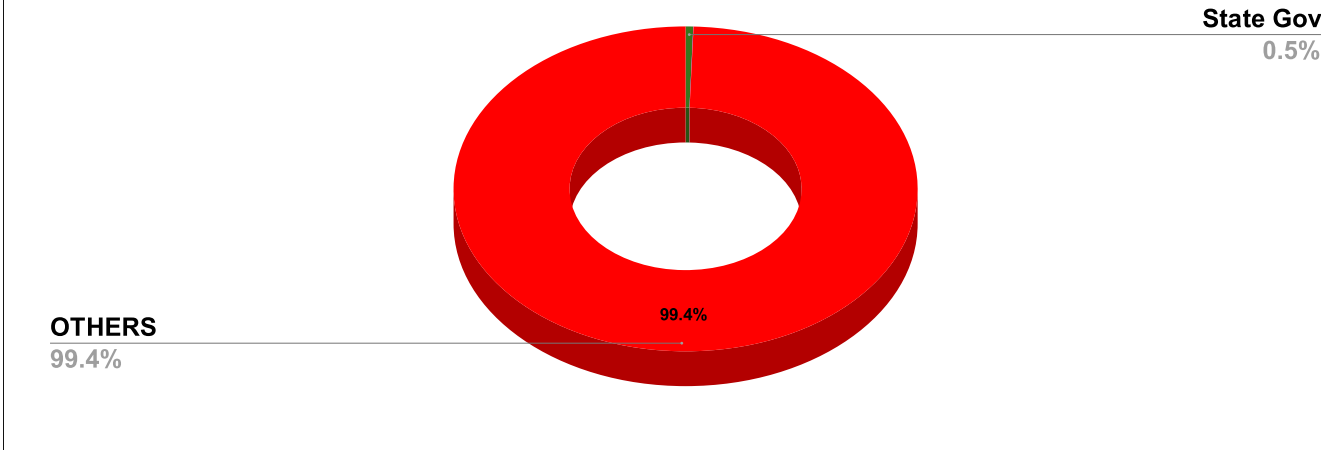
Name of Executive Engineer	Smt. Jayaprakash
-----------------------------------	------------------

Name of Revenue officer	Sri.Chandra Babu Achary
--------------------------------	-------------------------

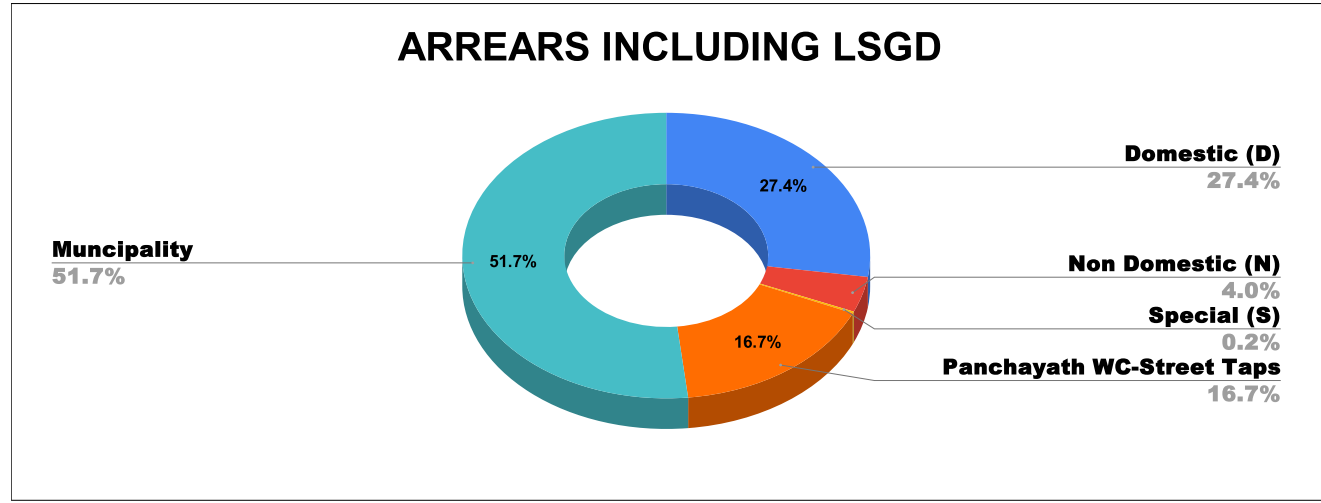
CONNECTIONS AS ON AS ON NOVEMBER :	1,41,118	ARREARS IN CRORE AS ON NOVEMBER :	10.88
---	-----------------	--	--------------

ARREARS				
STATE GOVERNMENT	CENTRAL GOVERNMENT	PSU	OTHERS	LSGD
43,55,019	14,143	1,73,840	82,13,18,310	33,23,73,685

ARREAR BREAK UP INCLUDING LSGD



ARREARS INCLUDING LSGD



DOMESTIC	NON DOMESTIC	INDUSTRIAL	SPECIAL	BULK SUPPLY	Panchayath WC-Street Taps	Municipality WC -Street Taps	Corporation WC - Street Taps
13,31,51,428	1,95,60,767	25,43,242	9,42,708	0	8,10,28,747	25,13,44,938	0

ARREARS WITH OUT LSGD

Special (S)

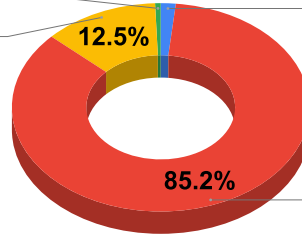
0.6%

Non Domestic (N)

12.5%

Industrial (I)

1.6%



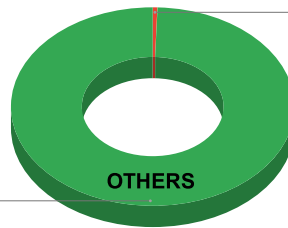
Domestic (D)

85.2%

ARREAR BREAK UP WITH OUT LSGD

State Gov

0.5%



Domestic, Nondomestic and others

99.4%

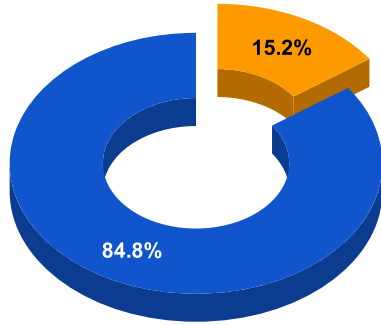
OTHERS

TOP DEFAULTERS OF SHORNUR FOR THE MONTH OF NOVEMBER

SL NO	NAME	ARREAR
1	MUHAMMAD ALI M C, Kottilil, Palappuram, Krishnalayam road	8,36,528
2	THE SECRETARY, GRAMA PANCHAYATH 9/300, OFFICE, AMBALAPPARA	4,76,229
3	THE SECRETARY, THACHAMPARA PANCHAYATH, KAMBIKUNNU, W.S.S, THACHAMPARA P.O., THACHAMPARA	2,53,518
4	THE JUDICIAL IST CLASS COURT, OTTAPALAM,	2,36,781
5	THE SECRETARY, ANAKKARA PANCHAYATH, ANAKKARA PO	2,07,704
6	THE STATION OFFICER, FIRE & RESCUE STATION, NEAR METAL INDUSTRIES,	2,01,696
7	THE PRINCIPAL, 24/147(1), GOVT HIGHER SECONDARY SCHOOL, OTTAPALAM .PO. OTTAPALAM, PIN:679101	1,56,656
8	K. RAGHAVAN, KALALA KALATHIL HOUSE, KANNIYAM PURAM PO,	1,54,351
9	THE SECRETARY, GRAMA PANCHAYATH, KADAMPAZHUPURAM, KADAMPAZHUPURAM PO	1,50,081
10	HEAD MISTRESS, G.H.S.S ANAKKARA, POONATHANTHARA, ANAKKARA P O	1,46,637

BPL DATA

BPL CONNECTIONS AS % OF TOTAL LIVE CONNECTIONS

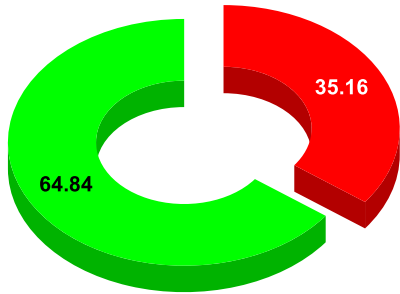


● BPL CONNECTIONS ● TOTAL LIVE CONNECTIONS

TOTAL NO OF BPL CONNECTIONS	
AS ON JULY 2023	20,242

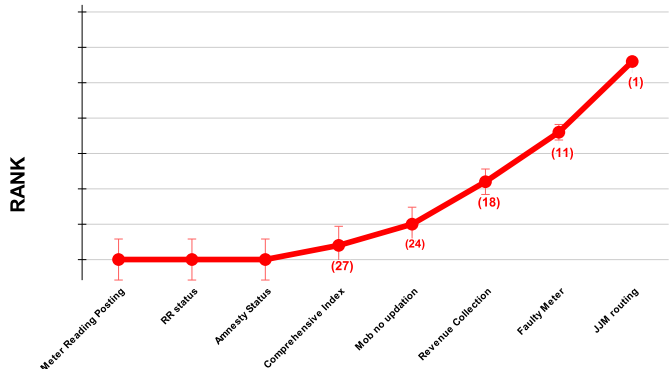
COMPREHENSIVE INDEX	Marks	Total marks	Rank
	71.79	100	14

MARKS OBTAINED



● Percent Score to be Achieved ● Percent Score Achieved

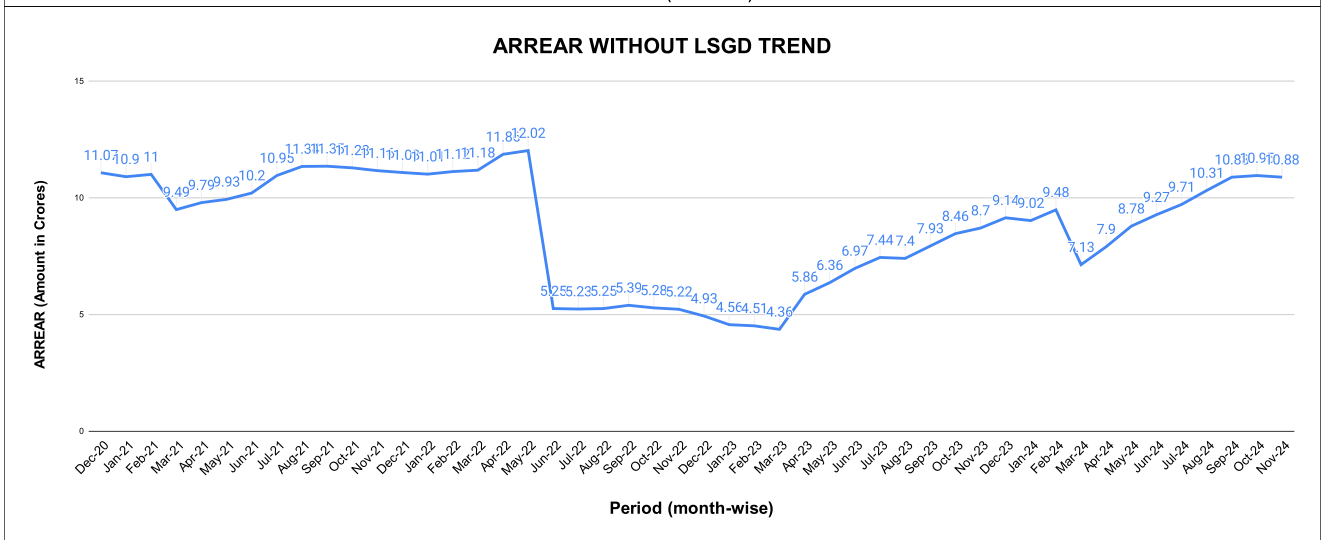
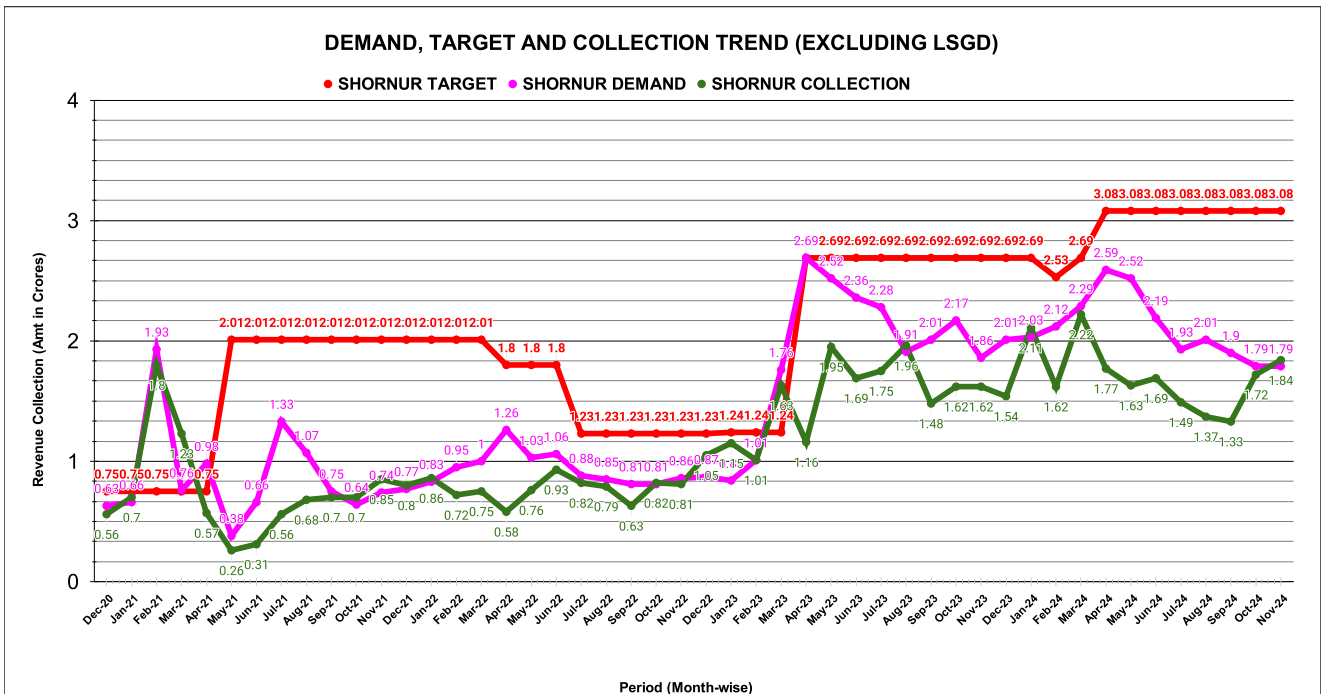
DIVISION RANK IN VARIOUS PARAMETERS



	Marks	Total marks	Rank
<u>COMPREHENSIVE INDEX</u>	71.79	100	14
<u>REVENUE COLLECTION ACHIEVEMENT</u>	18.75	25	17
<u>METER READING POSTING</u>	20.75	16	13
<u>FAULTY METER REPLACEMENT</u>	17.98	20	9
<u>MOBILE NO UPDATION</u>	2.00	10	8
<u>REVENUE RECOVERY STATUS</u>	2.49	8	16
<u>JAL JEEVAN MISSION ROUTING</u>	9.82	10	26
<u>AMNESTY</u>	2.49	11	

REVENUE COLLECTION ACHIEVEMENT

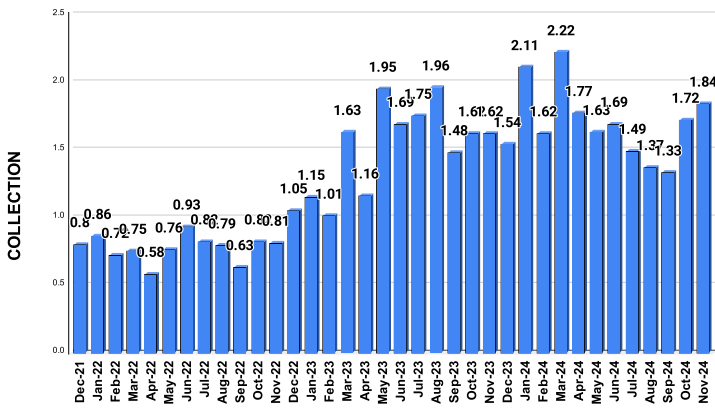
Marks	Total marks	Rank
18.75	25.00	17



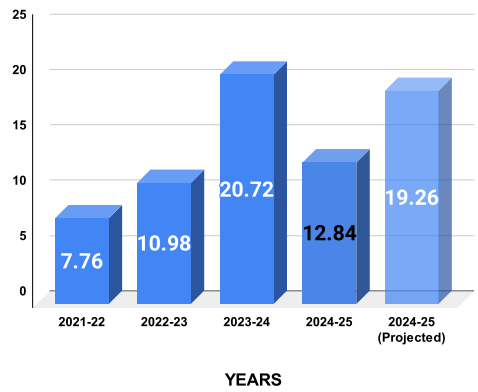
COLLECTION IN LAKHS

YEAR	April	May	June	July	August	September	October	November	December	January	February	March
2020-21	3.55	22.56	57.36	23.38	24.15	27.64	66.74	59.56	56.39	70.48	179.92	123.03
2021-22	57.29	25.53	30.84	56.07	68.35	69.94	69.50	85.26	80.42	85.85	72.25	75.21
2022-23	57.72	75.58	93.04	82.25	78.74	63.30	81.88	81.03	105.03	115.48	100.67	162.88
2023-24	115.59	194.83	169.02	174.67	195.85	147.57	162.21	161.95	153.75	211.46	162.11	221.54
2024-25	176.96	162.93	168.64	148.84	137.47	133.16	172.12	184.21				
YEAR	2020-21	2021-22	2022-23	2023-24	2024-25	2024-25 (Proj)						
COLLECTION IN LAKHS	714.76	776.50	1,097.61	2,070.55	1,284.33	1,926.49						

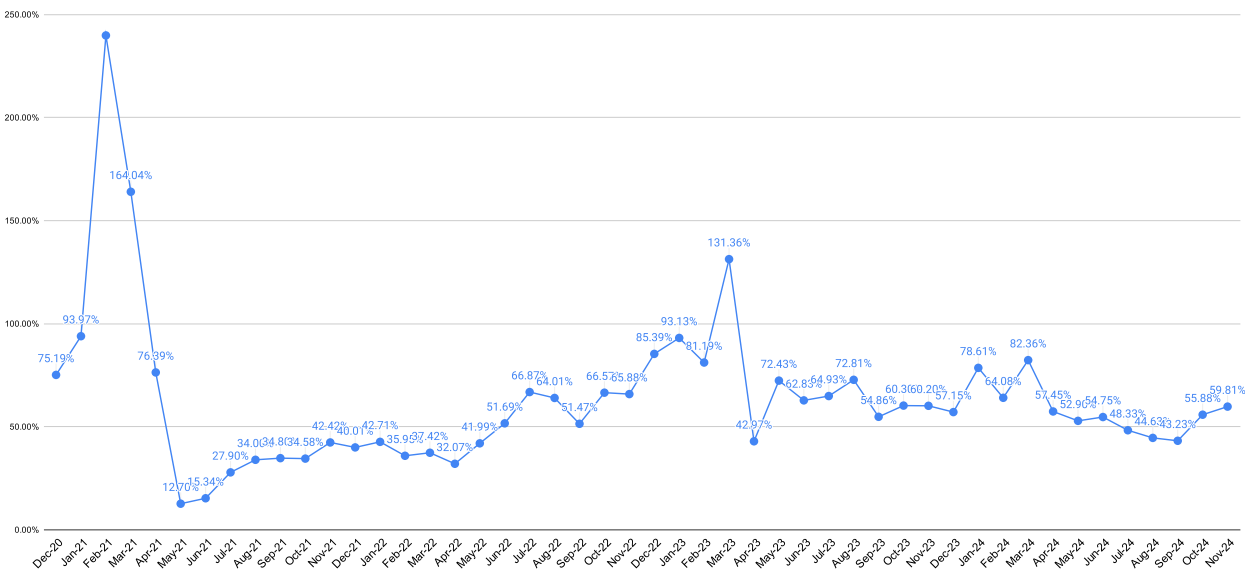
REVENUE COLLECTION TREND



REVENUE COLLECTION FOR LAST 3 YEARS IN CRORES

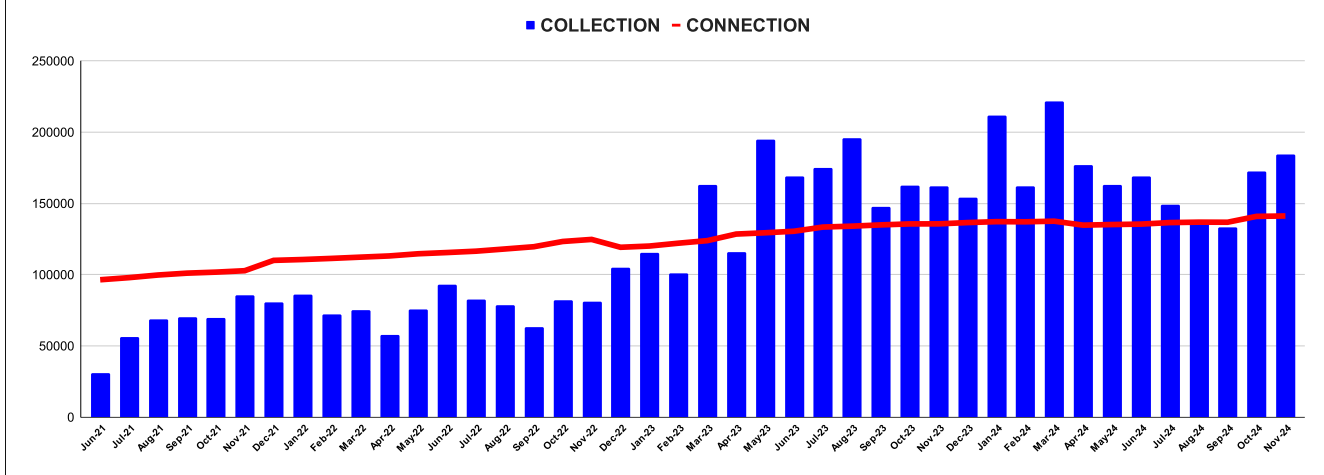


REVENUE COLLECTION ACHIEVEMENT IN PERCENTAGE



COLLECTIONS VS CONNECTIONS TREND FOR THE LAST 42 MONTHS

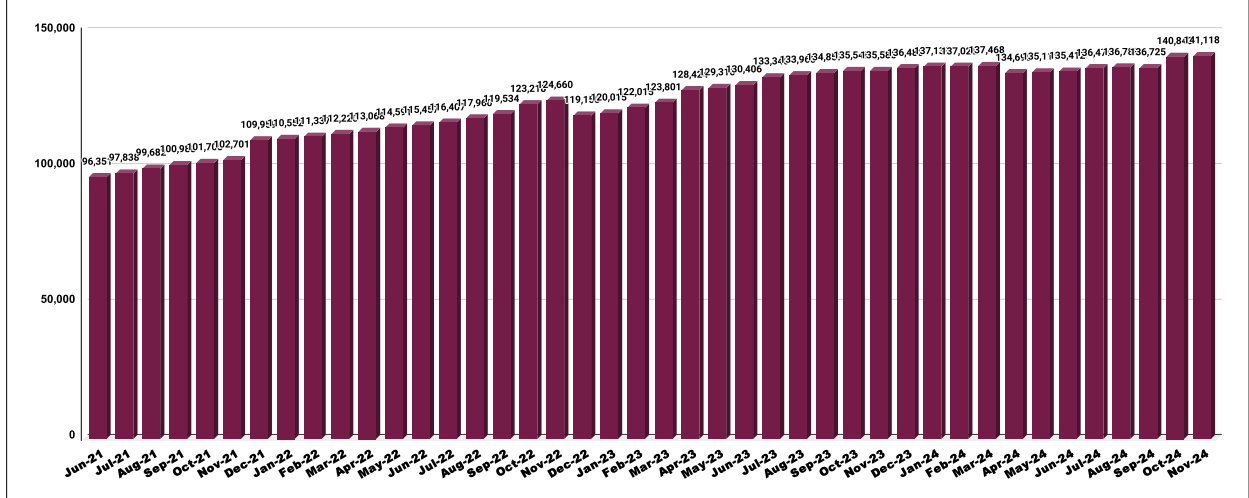
COLLECTION VS CONNECTIONS TREND FOR THE LAST 42 MONTHS



CONNECTION OF LAST 56 MONTHS

YEAR	April	May	June	July	August	September	October	November	December	January	February	March
2020-21	66,754	67,357	67,828	68,028	68,200	68,449	69,080	73,184	75,488	79,113	83,202	89,144
2021-22	92,519	94,492	96,351	97,838	99,682	1,00,988	1,01,705	1,02,701	1,09,959	1,10,552	1,11,337	1,12,220
2022-23	1,13,068	1,14,591	1,15,457	1,16,407	1,17,960	1,19,534	1,23,218	1,24,660	1,19,150	1,20,015	1,22,015	1,23,801
2023-24	1,28,424	1,29,316	1,30,406	1,33,340	1,33,965	1,34,857	1,35,548	1,35,585	1,36,480	1,37,130	1,37,026	1,37,468
2024-25	1,34,690	1,35,111	1,35,412	1,36,479	1,36,788	1,36,725	1,40,843	1,41,118				

CONNECTION TREND OF LAST 42 MONTHS



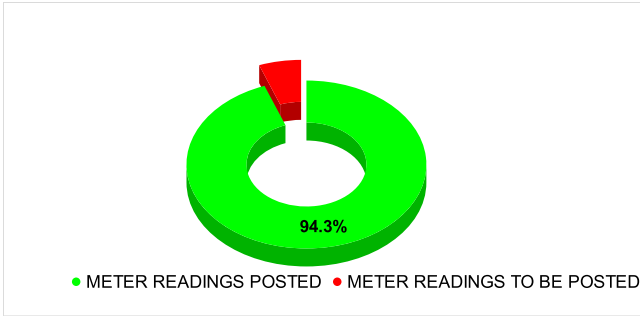
METER READING POSTING

Marks	Total marks	Rank
20.75	16	13

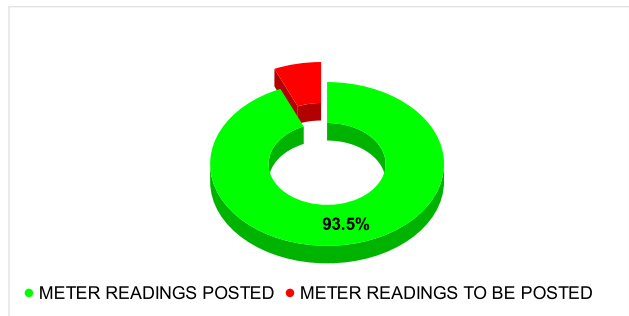
Total No. of Live connection on June	Total No. of readings posted on June	Total Readings of June against 50% Total Live Connections of June 24
135,423	63,863	94.32%
Total No. of Live connection on August	Total No. of readings posted on August	Total Readings of August against 50% Total Live Connections of August 24
132,973	64,359	96.80%
Total No. of Live connection on October	Total No. of readings posted on October	Total Readings of October against 50% Total Live Connections of October 24
136,271	67,511	99.08%

Total No. of Live connection on July	Total No. of readings posted on July	Total Readings of July against 50% Total Live Connections of July 24
134,438	62,825	93.46%
Total No. of Live connection on September	Total No. of readings posted on September	Total Readings of September against 50% Total Live Connections of September 24
132,490	66,755	100.77%
Total No. of Live connection on November	Total No. of readings posted on November	Total Readings of November against 50% Total Live Connections of November 24
136,670	67,326	98.52%

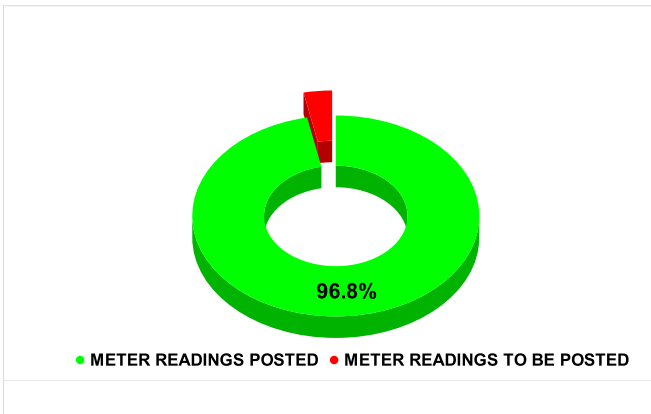
METER READING POSTING % AGAINST NUMBER OF LIVE CONNECTIONS OF JUNE




METER READING POSTING % AGAINST NUMBER OF LIVE CONNECTIONS OF JULY



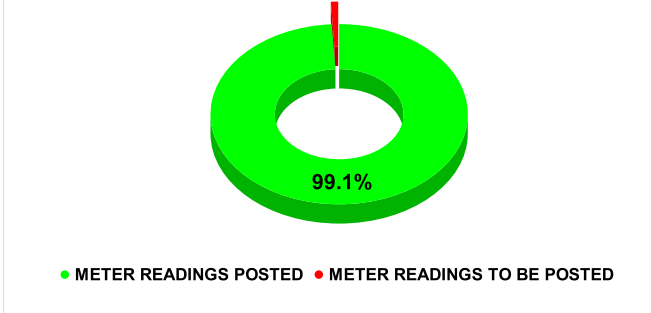
METER READING POSTING % AGAINST NUMBER OF LIVE CONNECTIONS OF AUGUST



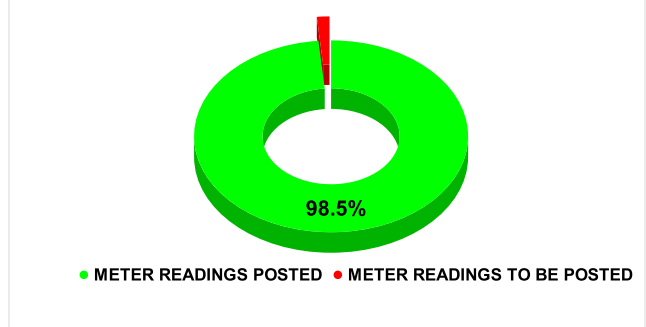
METER READING POSTING % AGAINST NUMBER OF LIVE CONNECTIONS OF SEPTEMBER



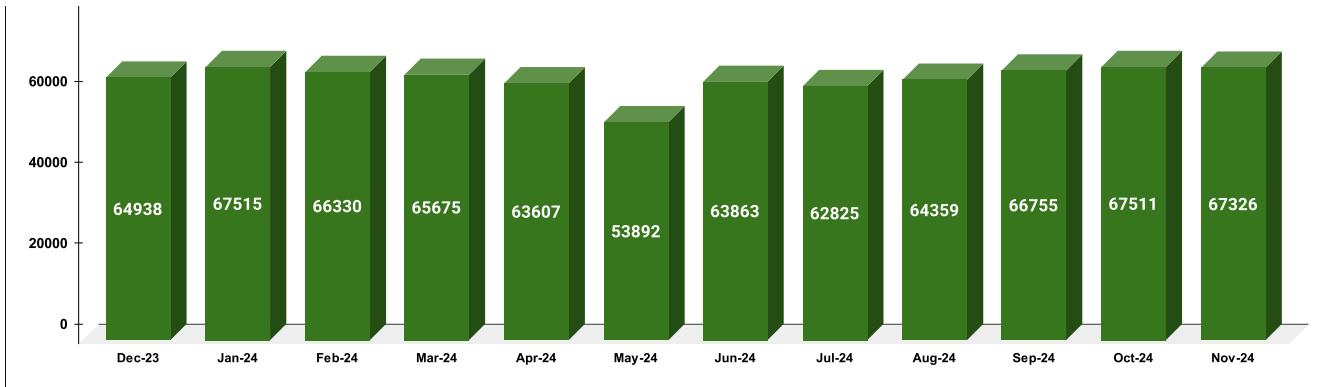
METER READING POSTING % AGAINST NUMBER OF LIVE CONNECTIONS OF OCTOBER



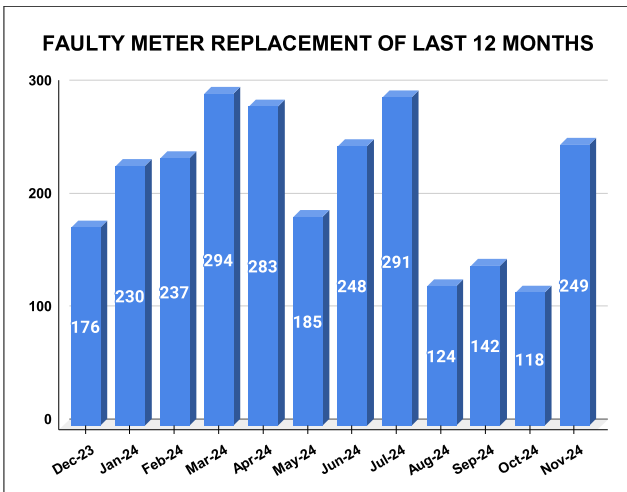
METER READING POSTING % AGAINST NUMBER OF LIVE CONNECTIONS OF NOVEMBER



METER READING POSTED FOR LAST 12 MONTHS




FAULTY METER Marks **17.98** Total marks **20** Rank **9**



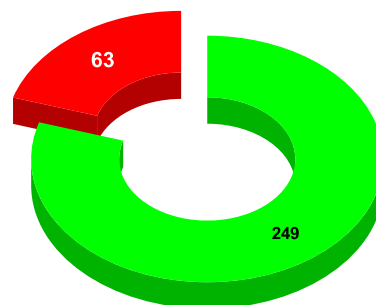
MONTH	Total No.of Faulty meters	Number of Faulty meter replaced	Number of Faulty meter pending
JUNE	403	248	155
JULY	226	291	-65
AUGUST	214	124	90
SEPTEMBER	265	142	123
OCTOBER	297	118	179
NOVEMBER	312	249	63

FAULTY METER REPLACED VS FAULTY METER TO BE REPLACED ON OCTOBER



● NO OF FAULTY METERS REPLACED
● FAULTY METERS TO BE REPLACED

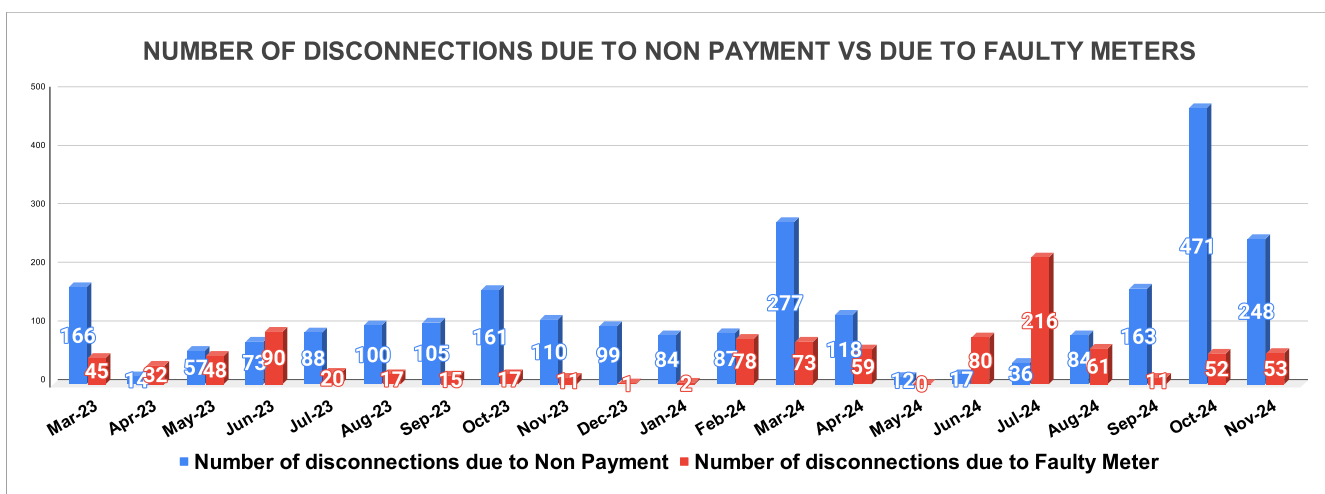
FAULTY METER REPLACED VS FAULTY METER TO BE REPLACED ON NOVEMBER



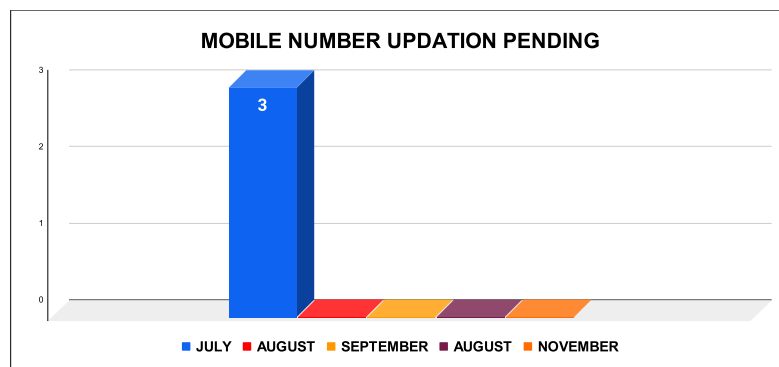
● NO OF FAULTY METERS REPLACED
● FAULTY METERS TO BE REPLACED

DISCONNECTION STATUS Marks **-** Total marks **-** Rank **-**

DISCONNECTI ONS	APRIL	MAY	JUNE	JULY	AUGUST	SEPTEMBER	OCTOBER	NOVEMBER	DECEMBER	JANUARY	FEBRUARY	MARCH
DUE TO NON PAYMENT ()	14	57	73	88	100	105	161	110	99	84	87	277
DUE TO FAULTY METER ()	32	48	90	20	17	15	17	11	1	2	78	73
DUE TO NON PAYMENT ()	118	12	17	36	84	163	471	248				
DUE TO FAULTY METER ()	59	0	80	216	61	11	52	53				

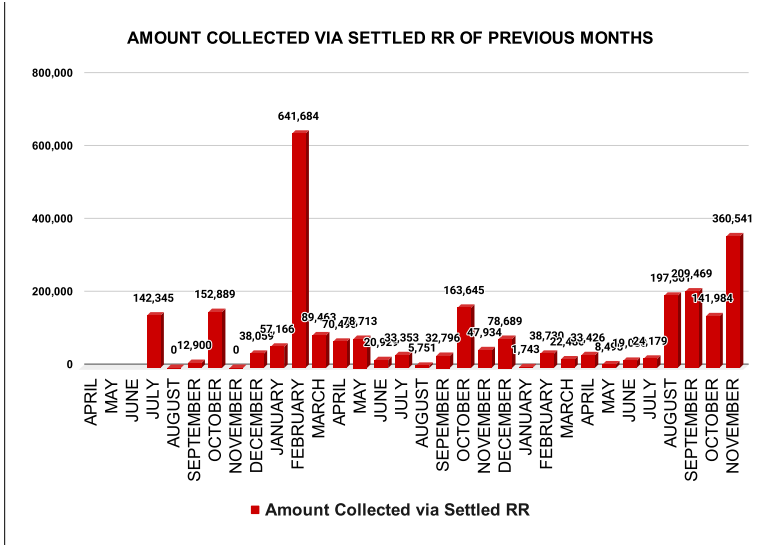


MOBILE NUMBER UPDATION	Marks	Total marks	Rank
	2.00	10	8



Mobile Number updation pending				
JULY	AUGUST	SEPTEMBER	OCTOBER	NOVEMBER
3	0	0	0	0

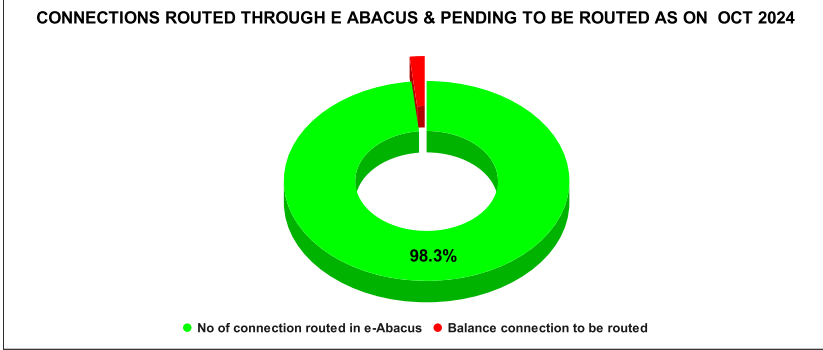
REVENUE RECOVERY STATUS	Marks	Total marks	Rank
	2.49	8	16



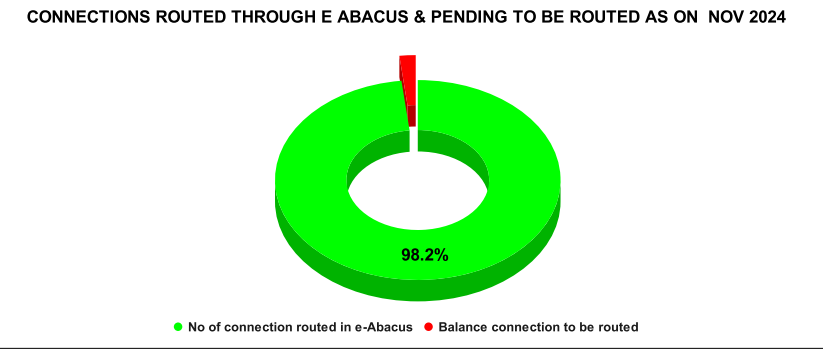
MONTH	No of RR Notices Issued	No of RR Proceed	No Of RR Settled	Amount Collected via Settled RR
JUNE	43	33	3	19,050
JULY	86	43	8	24,179
AUGUST	41	11	44	197,561
SEPTEMBER	66	6	45	209,469
OCTOBER	168	24	28	141,984
NOVEMBER	157	91	71	360,541

JAL JEEVAN MISSION ROUTING

Marks	Total marks	Rank
9.82	10	26



Month	Total No of JJM Connection	No of connection routed in e-Abacus	Balance connection to be routed
JUNE	71,506	71,412	94
JULY	72,425	72,496	381
AUGUST	80,336	80,192	144



Month	Total No of JJM Connection	No of connection routed in e-Abacus	Balance connection to be routed
SEPTEMBER	80,797	80,720	77
OCTOBER	82,379	80,988	1,391
NOVEMBER	82,955	81,438	1,517

Sources of data	
Revenue Collection Data	DCB based on E-abacus data collected from Divisions and consolidated by RMC
Amnesty Data	Summary of Live data submitted by Revenue Division via Google sheet shared
Meter Reading Data	Data collected from division via google sheets
Faulty Meter Replacement Data	Data collected from division via google sheets
JJM Reading Posting	Data collected from division via google sheets
Moile Number updation Status	Data collected from division via google sheets
Disconnection data	Data collected from division via google sheets
BPL data	Data provided from DBA
Arrear Break up	Govt. Arrear , Central Govt. Arrear as on November based on e-abacus ; LSGD data based on DCB
Total Arrears and Total Connections	Data from DCB
Top Defaulters	Arrear data from E-abacus as on November