



കേരള ജല അതോറിറ്റി

THRISSUR	NOVEMBER	Report Generated at 07/01/2025 17:31:00	Rank -27
-----------------	----------	---	-----------------

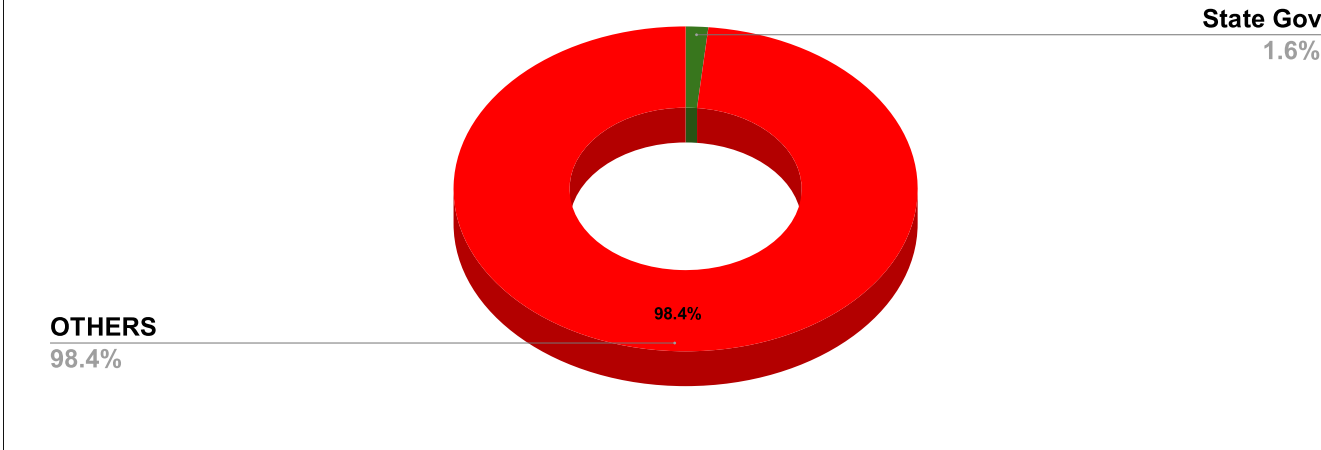
Name of Executive Engineer	Smt.Rekha.P.Nair
-----------------------------------	------------------

Name of Revenue officer	Smt. Ambily.M.K
--------------------------------	-----------------

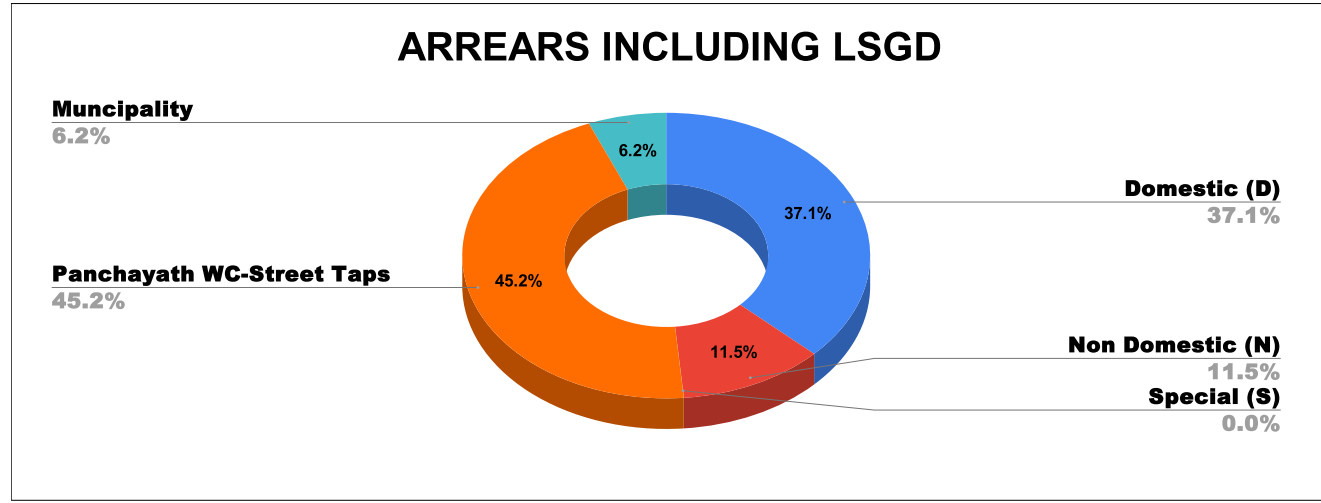
CONNECTIONS AS ON AS ON NOVEMBER :	1,29,899	ARREARS IN CRORE AS ON NOVEMBER :	54.43
---	-----------------	--	--------------

ARREARS				
STATE GOVERNMENT	CENTRAL GOVERNMENT	PSU	OTHERS	LSGD
2,47,32,632	1,74,605	74,650	156,38,49,014	13,85,79,517

ARREAR BREAK UP INCLUDING LSGD



ARREARS INCLUDING LSGD



DOMESTIC	NON DOMESTIC	INDUSTRIAL	SPECIAL	BULK SUPPLY	Panchayath WC-Street Taps	Municipality WC -Street Taps	Corporation WC - Street Taps
10,00,32,799	3,11,14,767	3,23,212	26,931	0	12,18,79,711	1,66,99,806	0

ARREARS WITH OUT LSGD

Special (S)

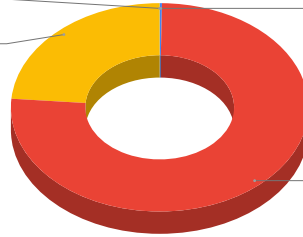
0.0%

Non Domestic (N)

23.7%

Industrial (I)

0.2%



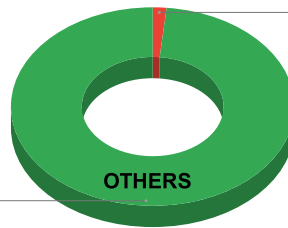
Domestic (D)

76.1%

ARREAR BREAK UP WITH OUT LSGD

State Gov

1.6%



Domestic, Nondomestic and others

98.4%

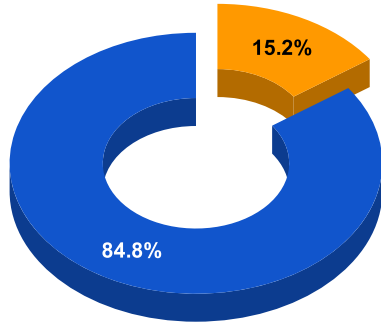
OTHERS

TOP DEFAULTERS OF THRISSUR FOR THE MONTH OF NOVEMBER

SL NO	NAME	ARREAR
1	THE COLLECTOR, CIVIL STATION, AYYANTHOLE,	1,39,05,918
2	THE ASST.EXE.ENGG.,BLDG SUB DIVISION, PWD, CHEMBUKAVU, Thrissur,	28,79,030
3	DEPUTY COMMANDANT, DISTRICT ARMED RESERVE POLICE, THRISSUR, 680631	18,70,102
4	SEC.,THRISSUR CORPORATION, U G FLAT, ANAPPARA, IX/522/III	14,32,456
5	THE MUNICIPAL SECRETARY, GURUVAYOOR MUNICIPALITY TOWN SHIP REST H, WEST NADA GURUVAYOOR,	8,69,739
6	THE COMMANDANT, INDIA RESERVE BATTALION, R V PURAM, THRISSUR,	5,78,043
7	THE MUNICIPAL SECRETARY, GURUVAYUR MUNICIPALITY COMFORT STATION, EAST NADA GURUVAYUR,	5,75,051
8	TH EPRINCIPAL, AMRITH AVIDYALAYAM, PANCHIKKAL JUNCTION, AYYANTHOLE	4,64,947
9	MARY FRANCIS, ALAPPATT HOUSE, KANIMANGALAM, 11/533	3,75,868
10	K R VIJAYAKUMAR, KANAKARAMBIL HOUSE, P O R V PURAM, 9/542 H NO. 11/282/1	3,17,105

BPL DATA

BPL CONNECTIONS AS % OF TOTAL LIVE CONNECTIONS

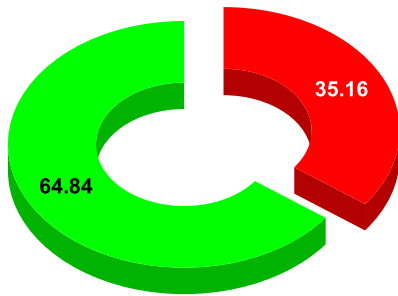


● BPL CONNECTIONS ● TOTAL LIVE CONNECTIONS

TOTAL NO OF BPL CONNECTIONS	
AS ON JULY 2023	20,251

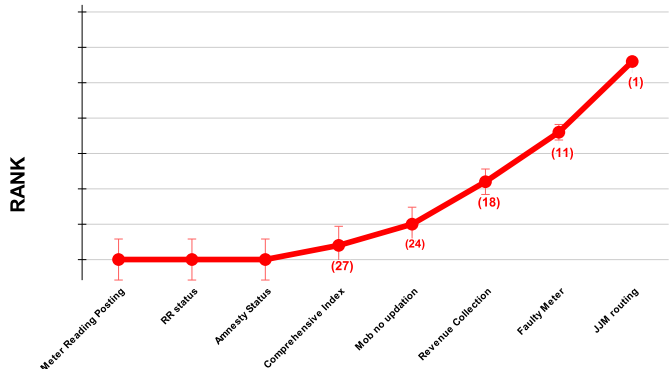
COMPREHENSIVE INDEX	Marks	Total marks	Rank
	63.66	100	27

MARKS OBTAINED



● Percent Score to be Achieved ● Percent Score Achieved

DIVISION RANK IN VARIOUS PARAMETERS

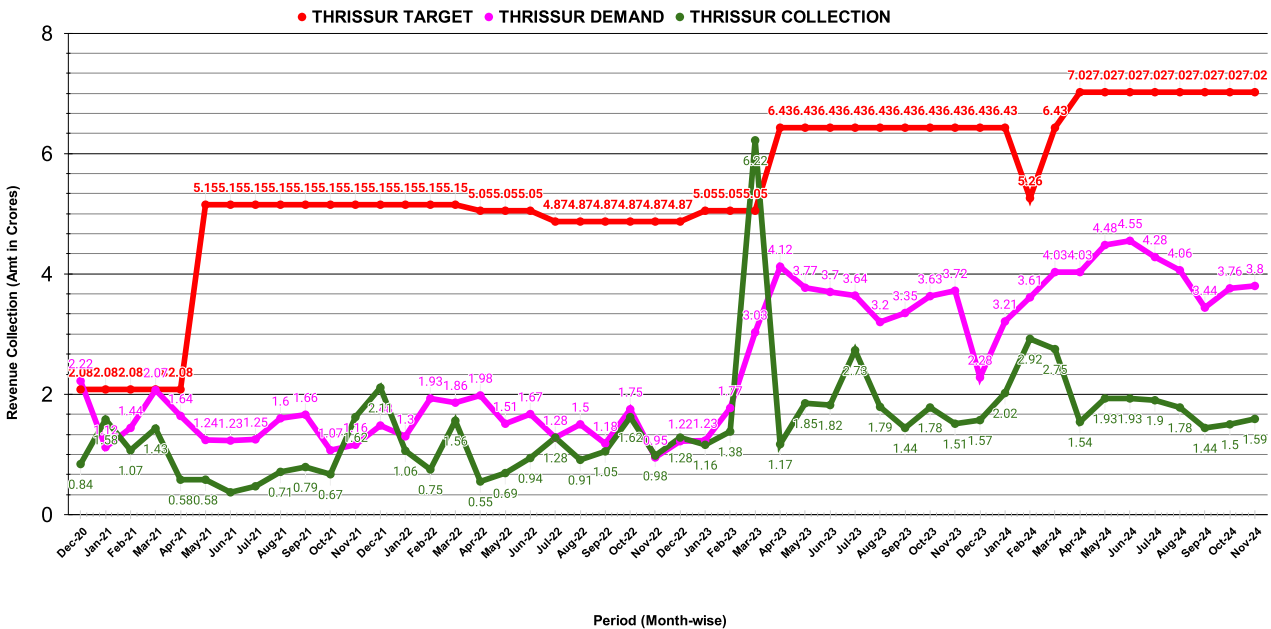


	Marks	Total marks	Rank
<u>COMPREHENSIVE INDEX</u>	63.66	100	27
<u>REVENUE COLLECTION ACHIEVEMENT</u>	8.71	25	31
<u>METER READING POSTING</u>	19.71	16	28
<u>FAULTY METER REPLACEMENT</u>	17.26	20	10
<u>MOBILE NO UPDATION</u>	2.00	10	10
<u>REVENUE RECOVERY STATUS</u>	5.97	8	3
<u>JAL JEEVAN MISSION ROUTING</u>	10.00	10	10
<u>AMNESTY</u>	5.97	11	

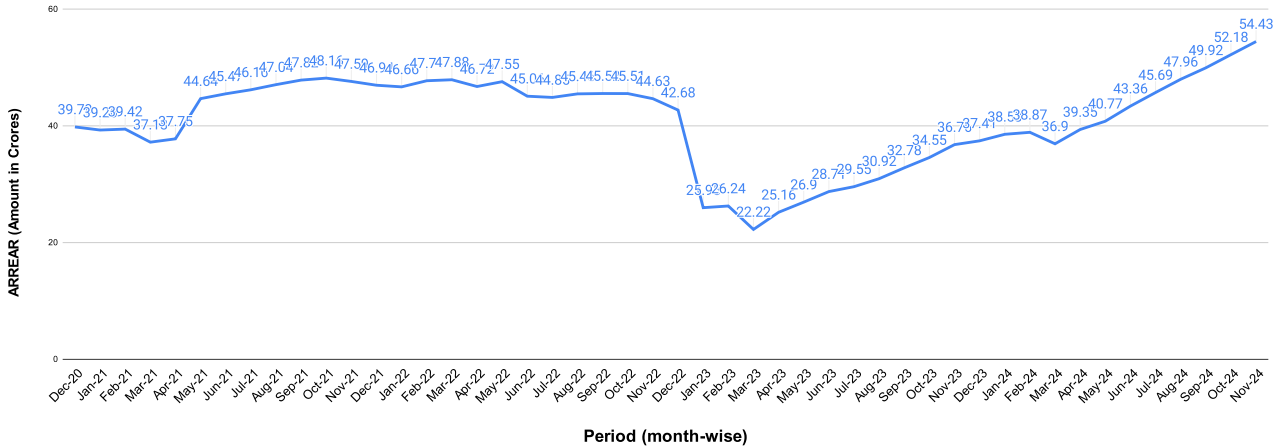
REVENUE COLLECTION ACHIEVEMENT

Marks	Total marks	Rank
8.71	25.00	31

DEMAND, TARGET AND COLLECTION TREND (EXCLUDING LSGD)



ARREAR WITHOUT LSGD TREND

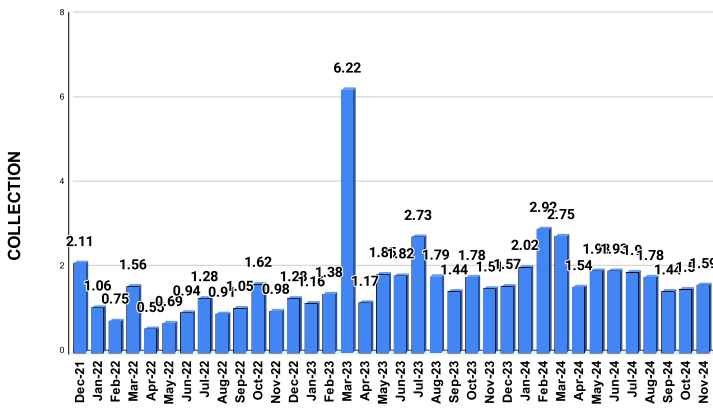


COLLECTION IN LAKHS

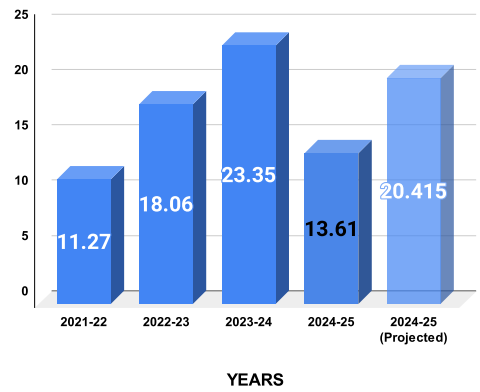
YEAR	April	May	June	July	August	September	October	November	December	January	February	March
2020-21	6.45	68.96	96.82	77.11	52.80	63.64	59.53	84.43	84.43	157.94	106.90	143.31
2021-22	58.49	58.08	37.33	47.48	71.04	78.61	66.63	161.70	210.84	106.38	74.57	156.41
2022-23	54.63	68.78	94.12	127.66	91.23	104.89	162.37	97.57	128.36	116.28	138.45	622.21
2023-24	116.77	184.75	182.31	272.64	178.64	144.30	177.54	150.64	157.37	201.86	291.93	275.18
2024-25	153.58	192.64	193.01	190.31	177.64	143.53	150.22	158.81				

YEAR	2020-21	2021-22	2022-23	2023-24	2024-25	2024-25 (Proj)
COLLECTION IN LAKHS	1,002.32	1,127.56	1,806.55	2,333.94	1,359.76	2,039.64

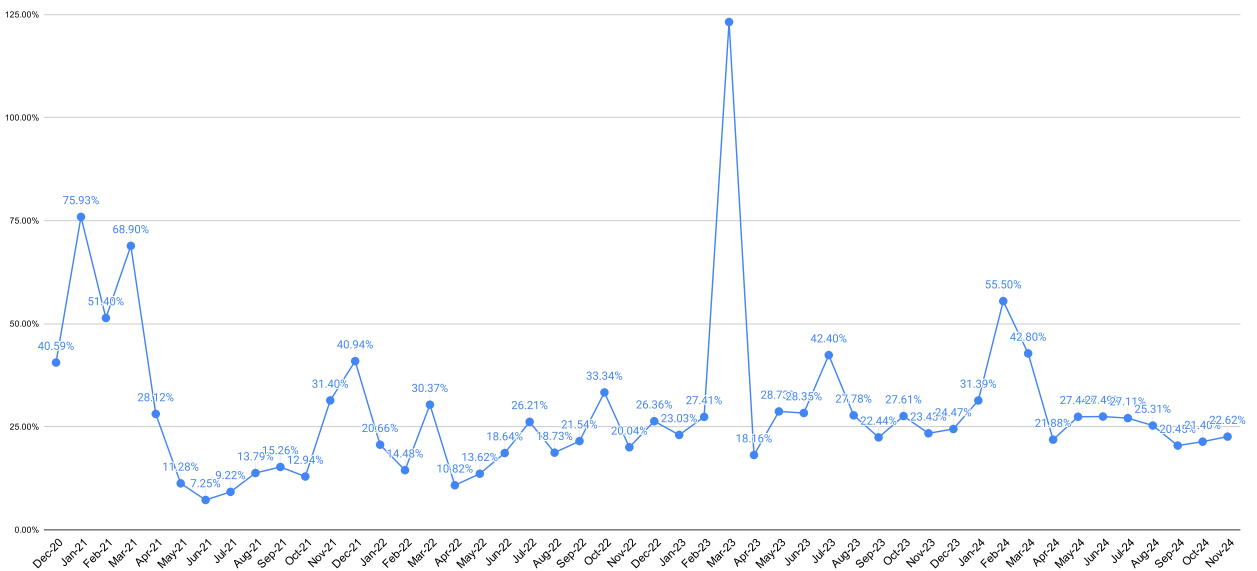
REVENUE COLLECTION TREND



REVENUE COLLECTION FOR LAST 3 YEARS IN CRORES

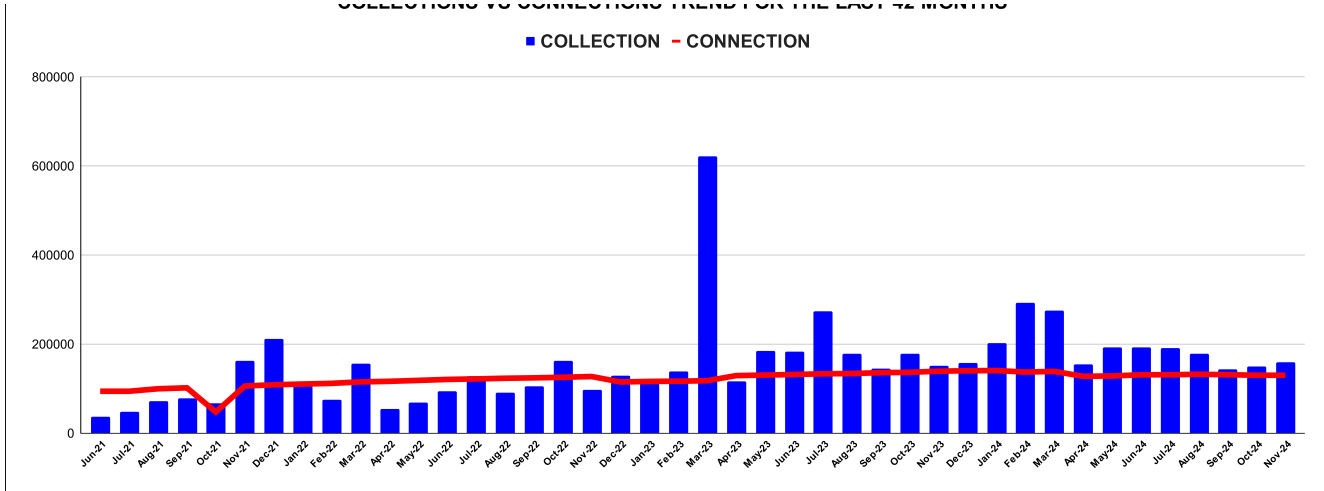


REVENUE COLLECTION ACHIEVEMENT IN PERCENTAGE



COLLECTIONS VS CONNECTIONS TREND FOR THE LAST 42 MONTHS

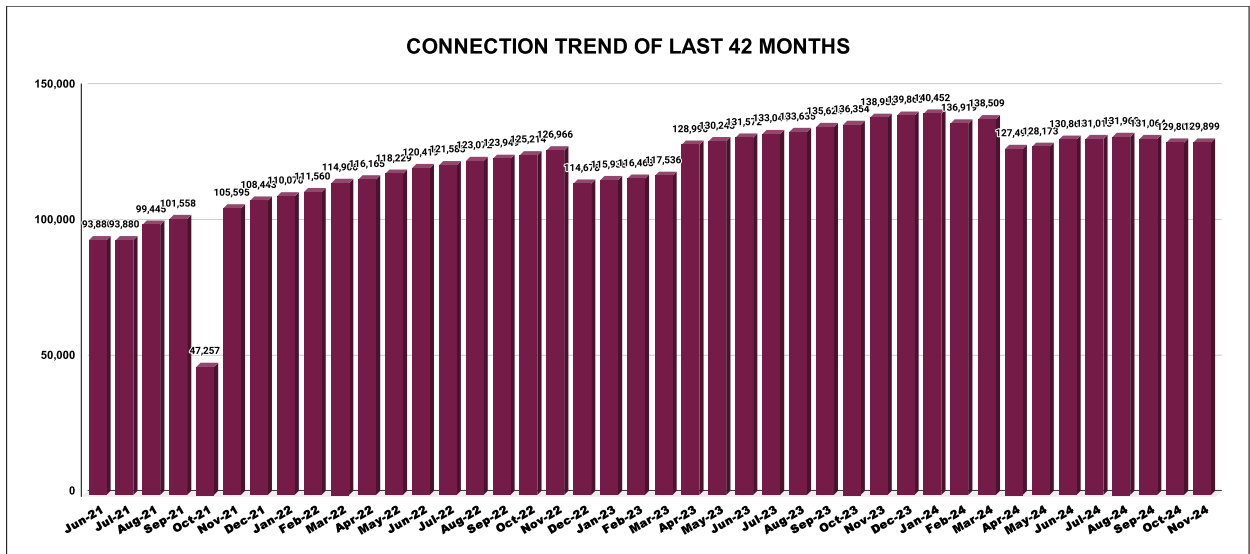
COLLECTION VS CONNECTIONS TREND FOR THE LAST 42 MONTHS



CONNECTION OF LAST 56 MONTHS

YEAR	April	May	June	July	August	September	October	November	December	January	February	March
2020-21	71,396	71,969	72,339	72,566	72,752	72,921	73,099	85,993	85,993	86,727	90,693	93,880
2021-22	93,880	93,880	93,880	93,880	99,445	1,01,558	47,257	1,05,595	1,08,443	1,10,070	1,11,560	1,14,906
2022-23	1,16,165	1,18,229	1,20,419	1,21,585	1,23,072	1,23,949	1,25,214	1,26,966	1,14,678	1,15,938	1,16,463	1,17,536
2023-24	1,28,990	1,30,243	1,31,572	1,33,044	1,33,635	1,35,624	1,36,354	1,38,958	1,39,863	1,40,452	1,36,919	1,38,509
2024-25	1,27,497	1,28,173	1,30,863	1,31,013	1,31,968	1,31,064	1,29,802	1,29,899				

CONNECTION TREND OF LAST 42 MONTHS



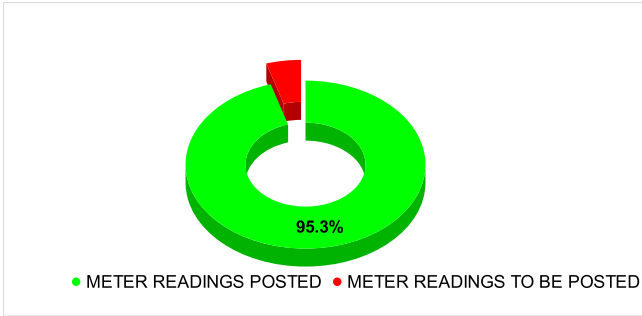
METER READING POSTING

Marks	Total marks	Rank
19.71	16	28

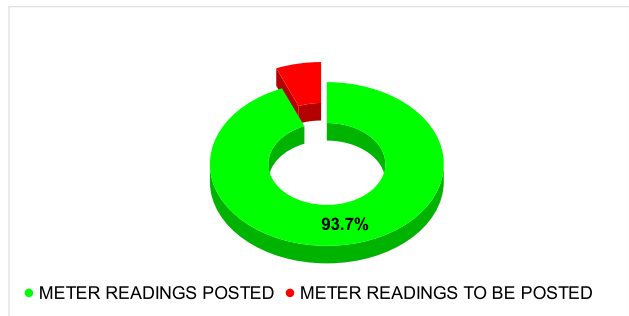
Total No. of Live connection on June	Total No. of readings posted on June	Total Readings of June against 50% Total Live Connections of June 24
124,048	59,118	95.31%
Total No. of Live connection on August	Total No. of readings posted on August	Total Readings of August against 50% Total Live Connections of August 24
128,066	61,583	96.17%
Total No. of Live connection on October	Total No. of readings posted on October	Total Readings of October against 50% Total Live Connections of October 24
125,776	62,188	98.89%

Total No. of Live connection on July	Total No. of readings posted on July	Total Readings of July against 50% Total Live Connections of July 24
126,790	59,424	93.74%
Total No. of Live connection on September	Total No. of readings posted on September	Total Readings of September against 50% Total Live Connections of September 24
126,826	59,727	94.19%
Total No. of Live connection on November	Total No. of readings posted on November	Total Readings of November against 50% Total Live Connections of November 24
120,593	59,035	97.91%

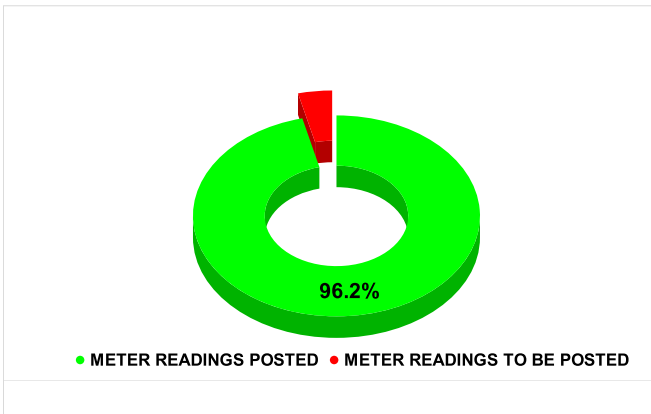
METER READING POSTING % AGAINST NUMBER OF LIVE CONNECTIONS OF JUNE



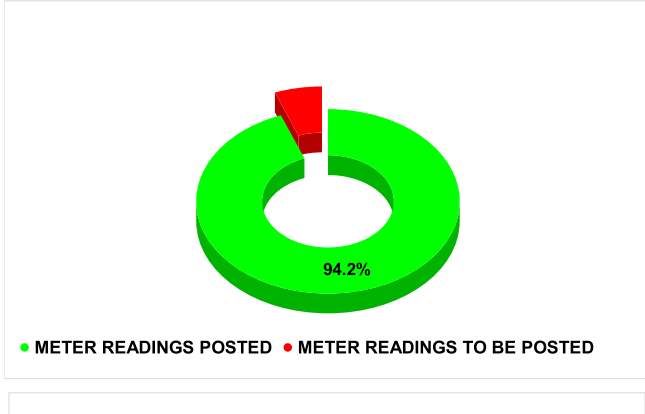
METER READING POSTING % AGAINST NUMBER OF LIVE CONNECTIONS OF JULY



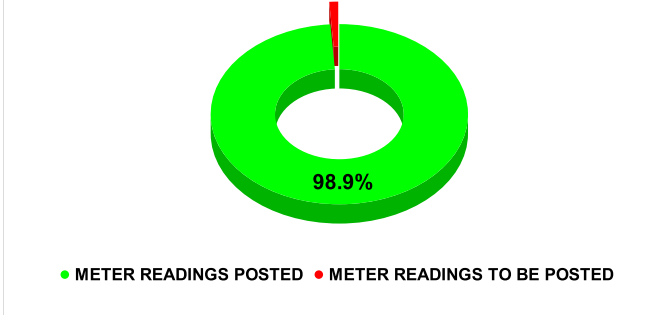
METER READING POSTING % AGAINST NUMBER OF LIVE CONNECTIONS OF AUGUST



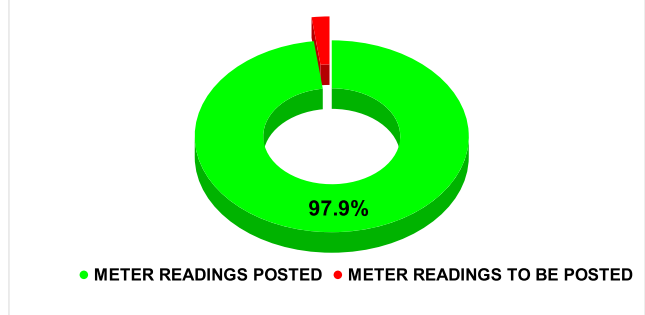
METER READING POSTING % AGAINST NUMBER OF LIVE CONNECTIONS OF SEPTEMBER



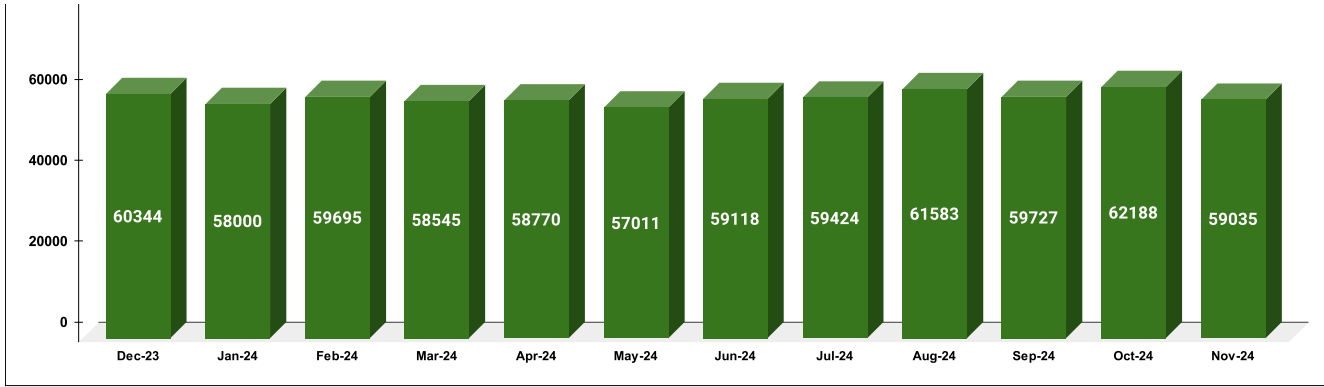
METER READING POSTING % AGAINST NUMBER OF LIVE CONNECTIONS OF OCTOBER



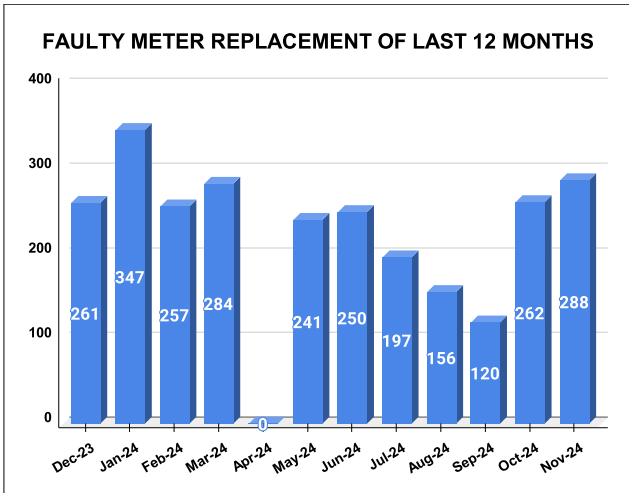
METER READING POSTING % AGAINST NUMBER OF LIVE CONNECTIONS OF NOVEMBER



METER READING POSTED FOR LAST 12 MONTHS

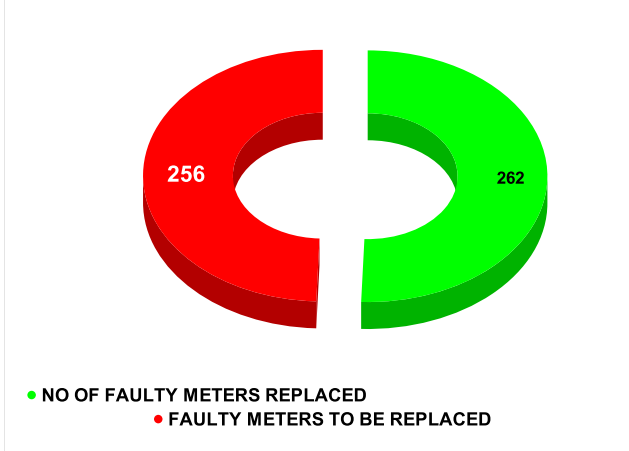


FAULTY METER Marks **17.26** Total marks **20** Rank **10**

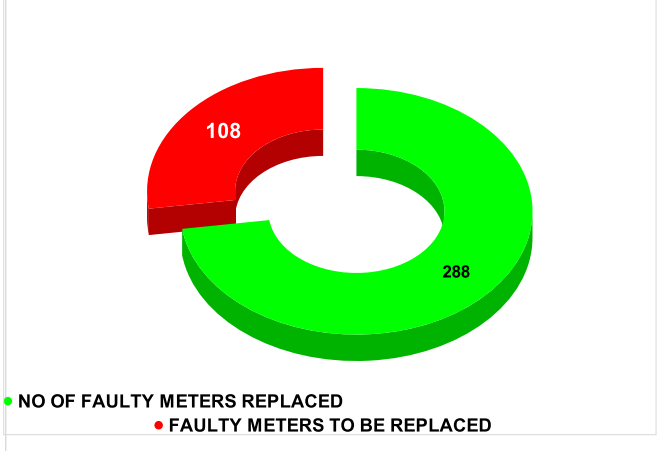


MONTH	Total No.of Faulty meters	Number of Faulty meter replaced	Number of Faulty meter pending
JUNE	728	250	478
JULY	707	197	510
AUGUST	653	156	497
SEPTEMBER	658	120	538
OCTOBER	518	262	256
NOVEMBER	396	288	108

FAULTY METER REPLACED VS FAULTY METER TO BE REPLACED ON OCTOBER

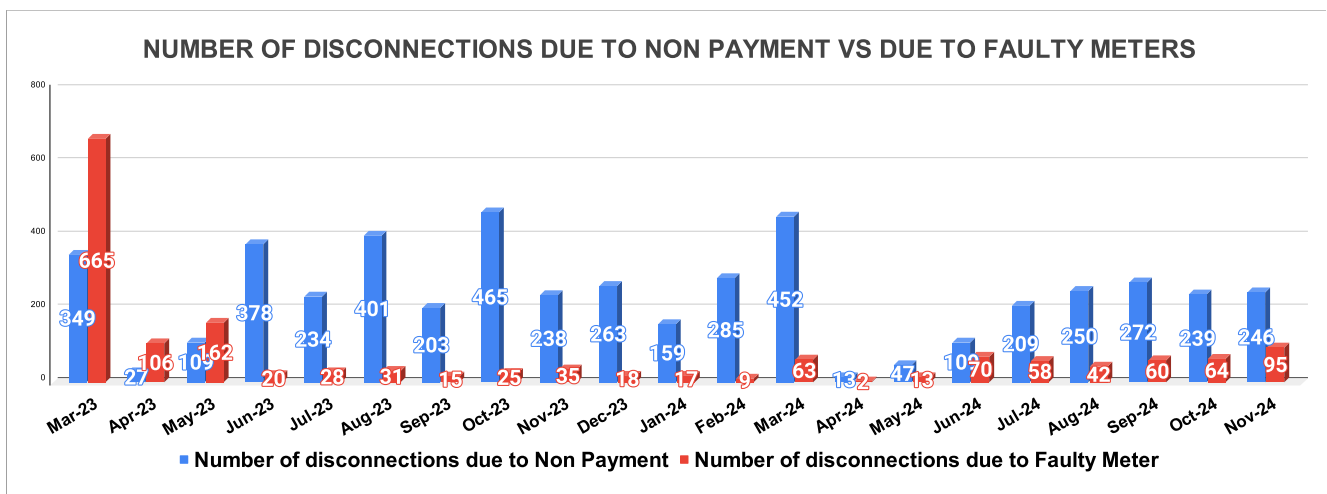


FAULTY METER REPLACED VS FAULTY METER TO BE REPLACED ON NOVEMBER

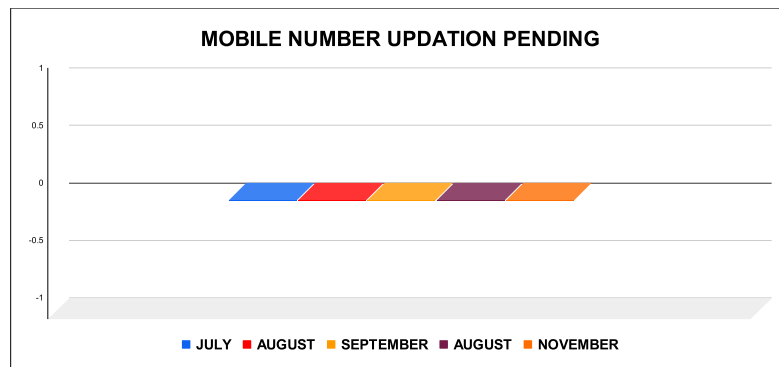


DISCONNECTION STATUS Marks **-** Total marks **-** Rank **-**

DISCONNECTI ONS	APRIL	MAY	JUNE	JULY	AUGUST	SEPTEMBER	OCTOBER	NOVEMBER	DECEMBER	JANUARY	FEBRUARY	MARCH
DUE TO NON PAYMENT ()	27	109	378	234	401	203	465	238	263	159	285	452
DUE TO FAULTY METER ()	106	162	20	28	31	15	25	35	18	17	9	63
DUE TO NON PAYMENT ()	13	47	109	209	250	272	239	246				
DUE TO FAULTY METER ()	2	13	70	58	42	60	64	95				

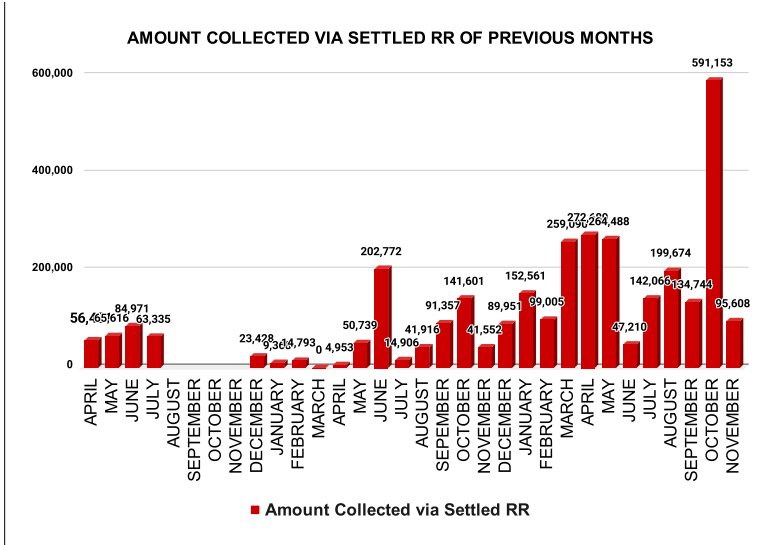


MOBILE NUMBER UPDATION	Marks	Total marks	Rank
	2.00	10	10



Mobile Number updation pending				
JULY	AUGUST	SEPTEMBER	OCTOBER	NOVEMBER
0	0	0	0	0

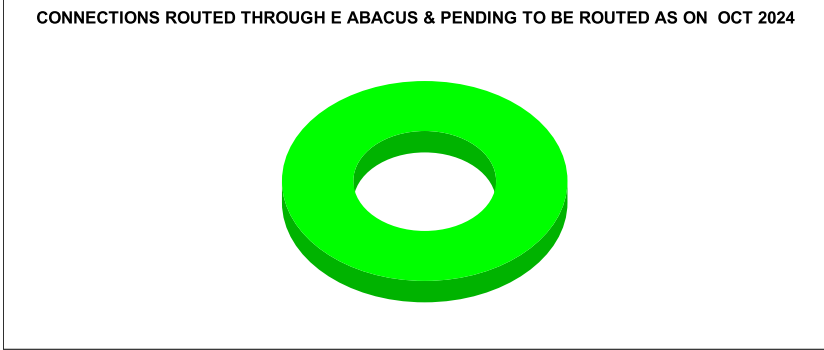
REVENUE RECOVERY STATUS	Marks	Total marks	Rank
	5.97	8	3



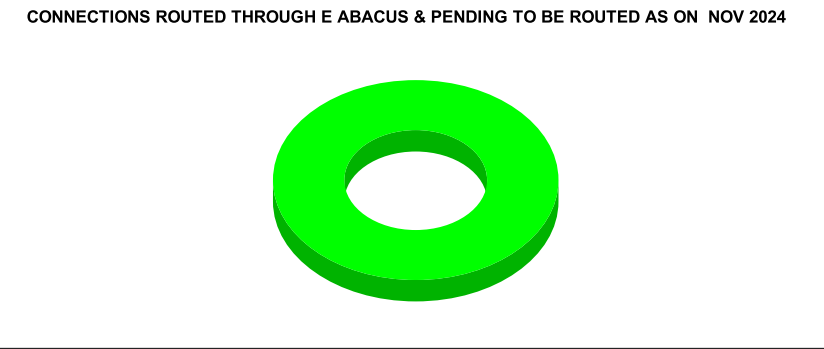
MONTH	No of RR Notices Issued	No of RR Proceed	No Of RR Settled	Amount Collected via Settled RR
JUNE	319	42	22	47,210
JULY	151	264	27	142,066
AUGUST	139	24	43	199,674
SEPTEMBER	423	30	47	134,744
OCTOBER	155	50	126	591,153
NOVEMBER	279	265	30	95,608

JAL JEEVAN MISSION ROUTING

Marks	Total marks	Rank
10.00	10	10



Month	Total No of JJM Connection	No of connection routed in e-abacus	Balance connection to be routed
JUNE	78,440	78,440	0
JULY	79,059	79,059	0
AUGUST	79,911	79,911	0



Month	Total No of JJM Connection	No of connection routed in e-abacus	Balance connection to be routed
SEPTEMBER	80,342	80,342	0
OCTOBER	80,716	80,716	0
NOVEMBER	81,418	81,418	0

Sources of data	
Revenue Collection Data	DCB based on E-abacus data collected from Divisions and consolidated by RMC
Amnesty Data	Summary of Live data submitted by Revenue Division via Google sheet shared
Meter Reading Data	Data collected from division via google sheets
Faulty Meter Replacement Data	Data collected from division via google sheets
JJM Reading Posting	Data collected from division via google sheets
Moile Number updation Status	Data collected from division via google sheets
Disconnection data	Data collected from division via google sheets
BPL data	Data provided from DBA
Arrear Break up	Govt. Arrear , Central Govt. Arrear as on November based on e-abacus ; LSGD data based on DCB
Total Arrears and Total Connections	Data from DCB
Top Defaulters	Arrear data from E-abacus as on November