



# കേരള ജല അതോറിറ്റി

<b>ALUVA</b>	NOVEMBER	Report Generated at 07/01/2025 17:30:43	<b>Rank -4</b>
--------------	----------	---	----------------

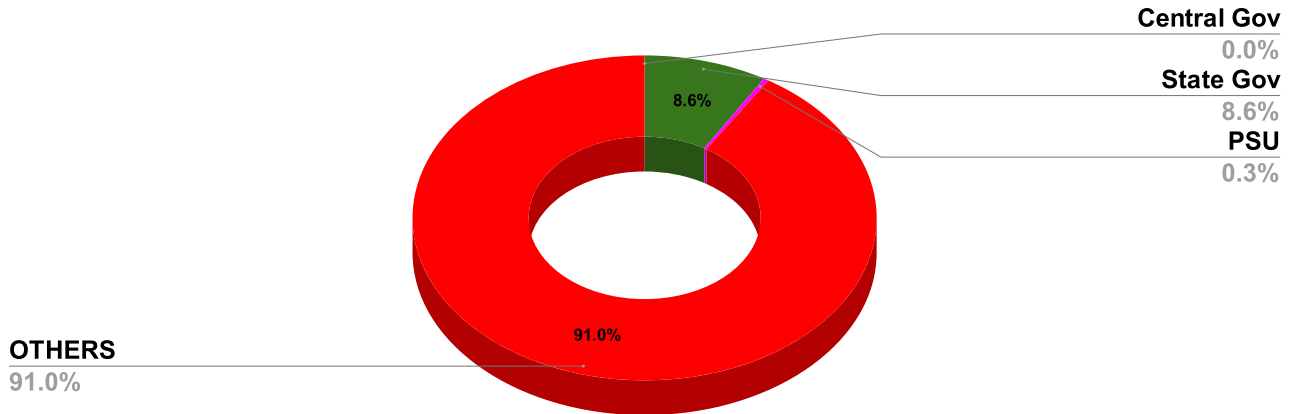
<b>Name of Executive Engineer</b>	Smt. Priyadharshini B
-----------------------------------	-----------------------

<b>Name of Revenue officer</b>	Smt.Reshmi Varkey
--------------------------------	-------------------

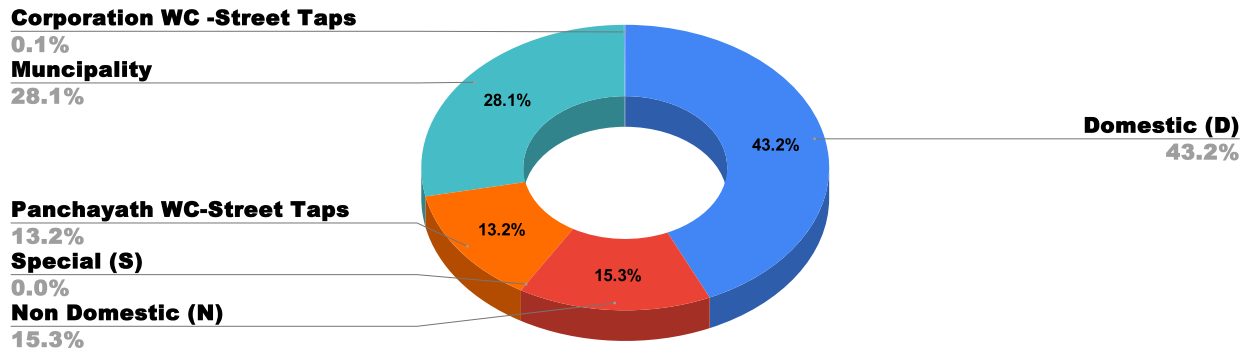
<b>CONNECTIONS AS ON AS ON NOVEMBER :</b>	<b>1,57,025</b>	<b>ARREARS IN CRORE AS ON NOVEMBER :</b>	<b>13.15</b>
---	-----------------	--	--------------

ARREARS				
STATE GOVERNMENT	CENTRAL GOVERNMENT	PSU	OTHERS	LSGD
1,51,54,507	10,441	6,10,740	16,03,77,712	33,02,86,844

## ARREAR BREAK UP INCLUDING LSGD



## ARREARS INCLUDING LSGD



DOMESTIC	NON DOMESTIC	INDUSTRIAL	SPECIAL	BULK SUPPLY	Panchayath WC-Street Taps	Municipality WC -Street Taps	Corporation WC - Street Taps
34,42,12,914	12,22,51,987	9,54,634	574	0	10,52,43,711	22,41,99,360	8,43,773

## ARREARS WITH OUT LSGD

**Special (S)**

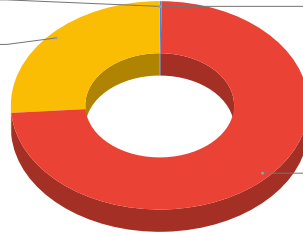
0.0%

**Non Domestic (N)**

26.2%

**Industrial (I)**

0.2%



**Domestic (D)**

73.6%

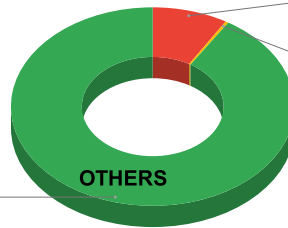
## ARREAR BREAK UP WITH OUT LSGD

**State Gov**

8.6%

**PSU**

0.3%



**Domestic, Nondomestic and others**

91.0%

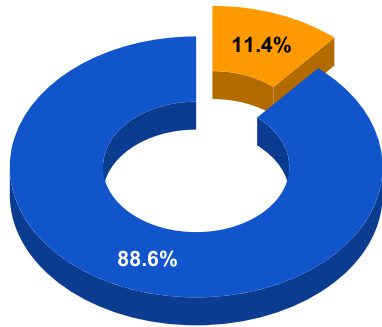
**OTHERS**

## TOP DEFAULTERS OF ALUVA FOR THE MONTH OF NOVEMBER

SL NO	NAME	ARREAR
1	THAHASILDAR, MINI CIVILSTATION, POOPAANI ROAD, PERUMBAVOOR 9497458795	31,97,832
2	MUNCIPAL SECRETARY(D/C20/10/08, COMFORT STATION, ALUVA, XXX	25,35,768
3	THE HEAD MISTRESS, 3 307 A, MODEL RESIDENTIAL SCHOOL, KEEZHMADU	12,43,812
4	GOVT.HOSPITAL, ..., ALUVA, XXX	9,18,449
5	THAHASILDAR,, VII/501, TALUK OFFICE, R 79, ALUVA OLD ROUTE NO. 9999, XXX	8,26,445
6	CI OF POLICE, XIII/256 (12), SUBJAILROAD, ALUVA P.O.	7,18,220
7	SEBIYA KATHERU PILLAI, ILANJIKKAL, THIKKATTUKARA, 249 A-VII, CHOORNIKKARA	5,35,632
8	MATHAI S/O VARKEY, KANNADAN HOUSE, VII/330B,KRARIELY, KOMBANAD	4,89,819
9	RESMI VIKAS, CHITHIRA CASE CONSUMER, DESAM, KUNNUMPURAM	4,19,761
10	HEAD MASTER, GOVT.HIGH SCHOOL OLD ROUTE NO. 624, KUTTAMASSERY,	3,90,266

## BPL DATA

**BPL CONNECTIONS AS % OF TOTAL LIVE CONNECTIONS**

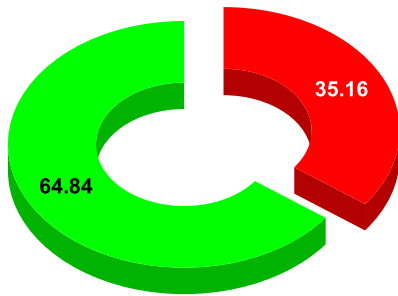


● BPL CONNECTIONS ● TOTAL LIVE CONNECTIONS

TOTAL NO OF BPL CONNECTIONS	
AS ON JULY 2023	18,225

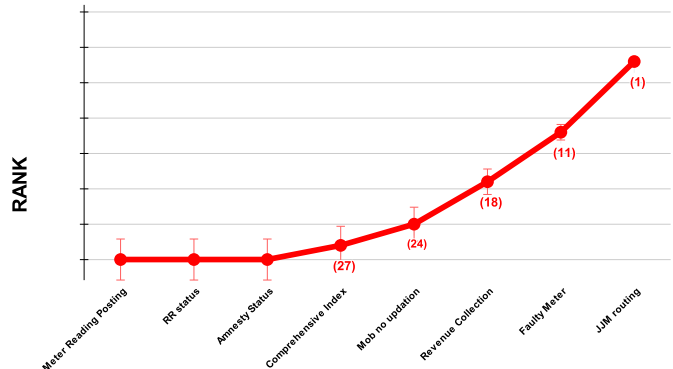
COMPREHENSIVE INDEX		
Marks	Total marks	Rank
76.23	100	4

**MARKS OBTAINED**



● Percent Score to be Achieved ● Percent Score Achieved

**DIVISION RANK IN VARIOUS PARAMETERS**



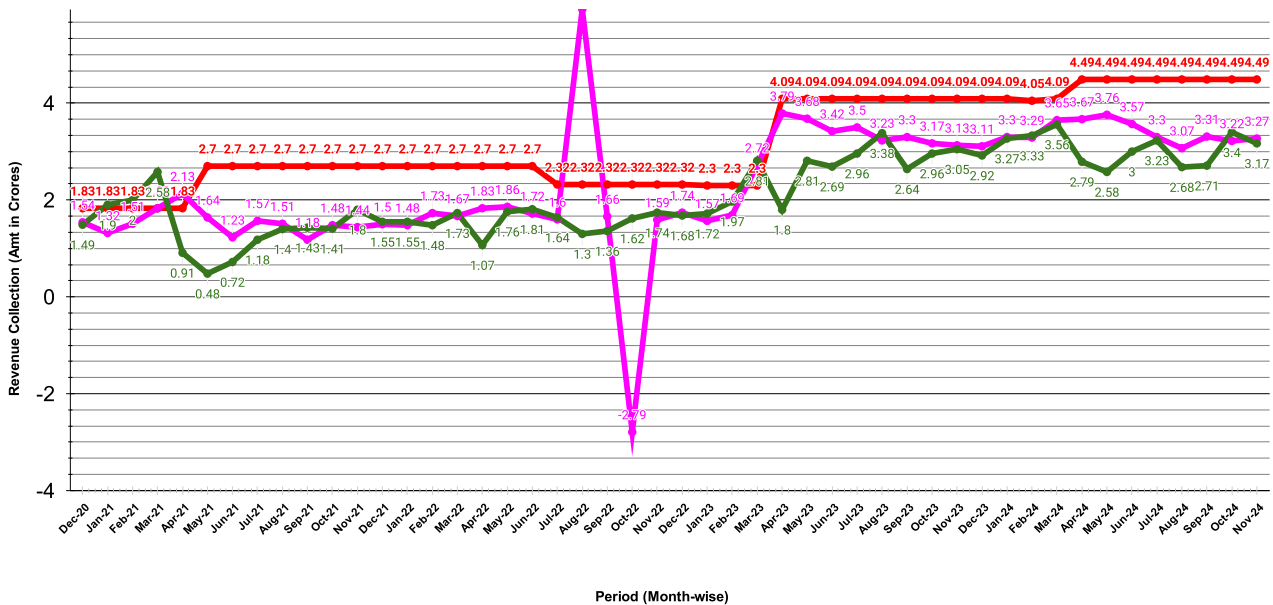
	Marks	Total marks	Rank
<u>COMPREHENSIVE INDEX</u>	76.23	100	4
<u>REVENUE COLLECTION ACHIEVEMENT</u>	23.61	25	7
<u>METER READING POSTING</u>	#N/A	16	#N/A
<u>FAULTY METER REPLACEMENT</u>	14.87	20	18
<u>MOBILE NO UPDATION</u>	2.00	10	11
<u>REVENUE RECOVERY STATUS</u>	4.79	8	8
<u>JAL JEEVAN MISSION ROUTING</u>	9.97	10	24
<u>AMNESTY</u>	4.79	11	

# REVENUE COLLECTION ACHIEVEMENT

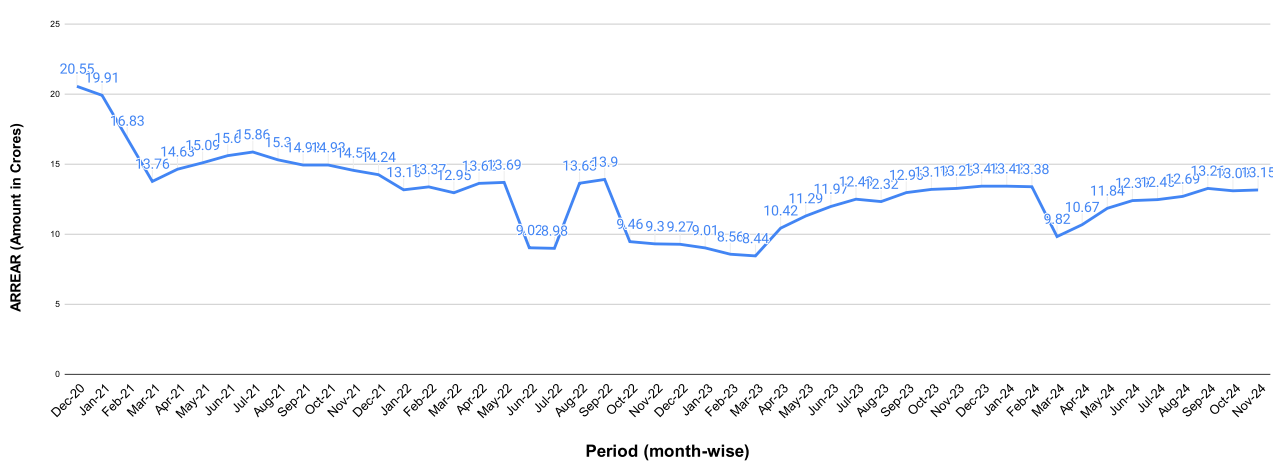
Marks	Total marks	Rank
23.61	25.00	7

## DEMAND, TARGET AND COLLECTION TREND (EXCLUDING LSGD)

● ALUVA TARGET ● ALUVA DEMAND ● ALUVA COLLECTION



## ARREAR WITHOUT LSGD TREND

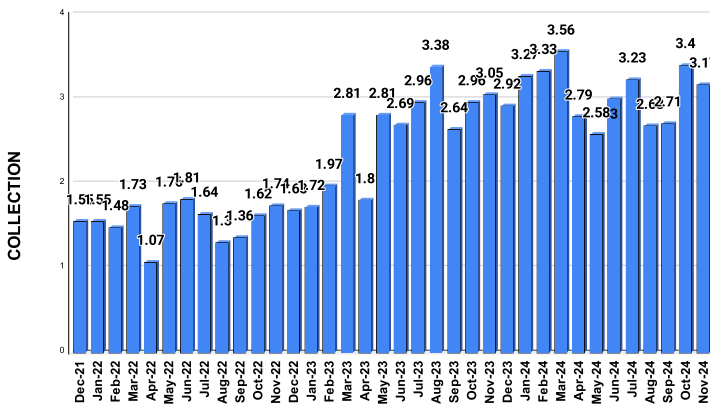


## COLLECTION IN LAKHS

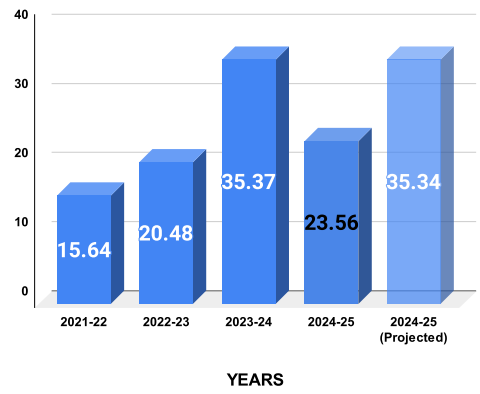
YEAR	April	May	June	July	August	September	October	November	December	January	February	March
2020-21	9.19	89.85	135.47	87.85	132.97	119.90	147.78	141.78	149.30	190.16	199.90	257.76
2021-22	91.36	47.99	71.78	118.40	140.27	143.36	140.80	179.63	155.06	154.58	147.99	172.68
2022-23	107.30	175.90	181.39	163.56	129.86	136.17	161.82	174.10	168.00	172.01	197.26	280.79
2023-24	179.70	281.21	269.26	295.64	338.31	264.34	296.01	304.66	291.62	326.58	333.17	356.43
2024-25	278.99	257.62	299.88	323.42	268.15	270.86	339.64	317.09				

YEAR	2020-21	2021-22	2022-23	2023-24	2024-25	2024-25 (Proj)
COLLECTION IN LAKHS	1,661.91	1,563.89	2,048.15	3,536.93	2,355.63	3,533.45

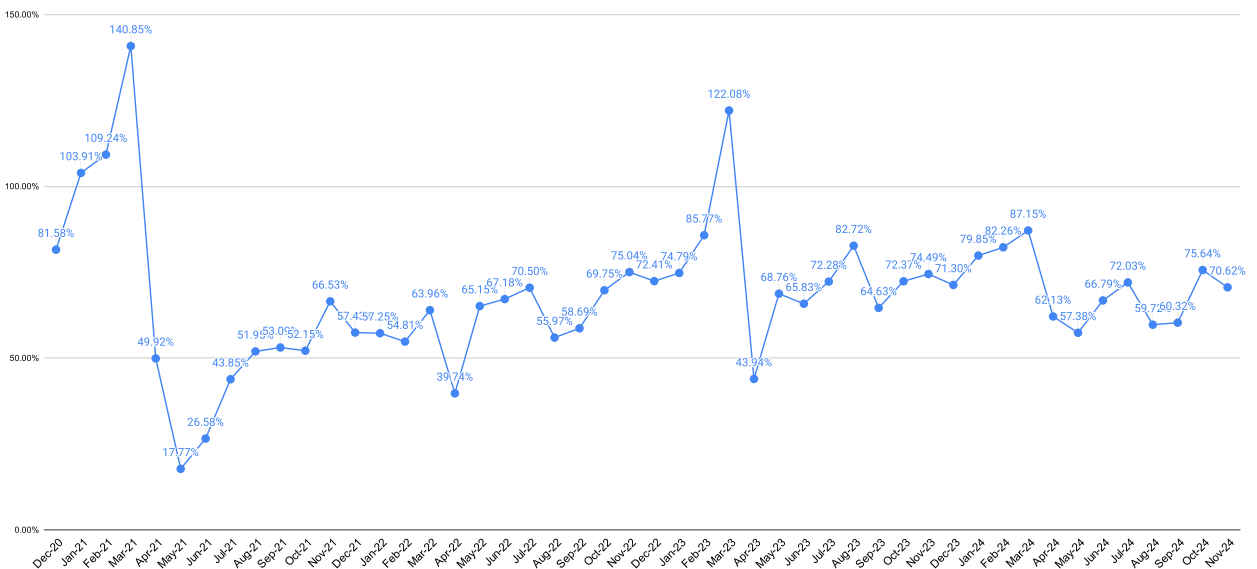
### REVENUE COLLECTION TREND



### REVENUE COLLECTION FOR LAST 3 YEARS IN CRORES

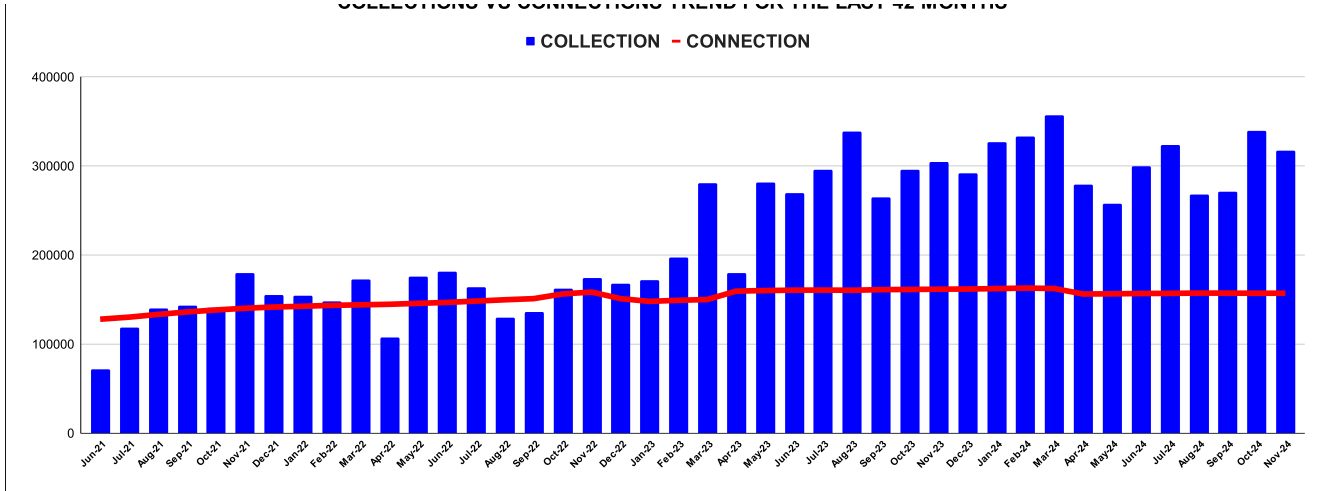


### REVENUE COLLECTION ACHIEVEMENT IN PERCENTAGE



### COLLECTIONS VS CONNECTIONS TREND FOR THE LAST 42 MONTHS

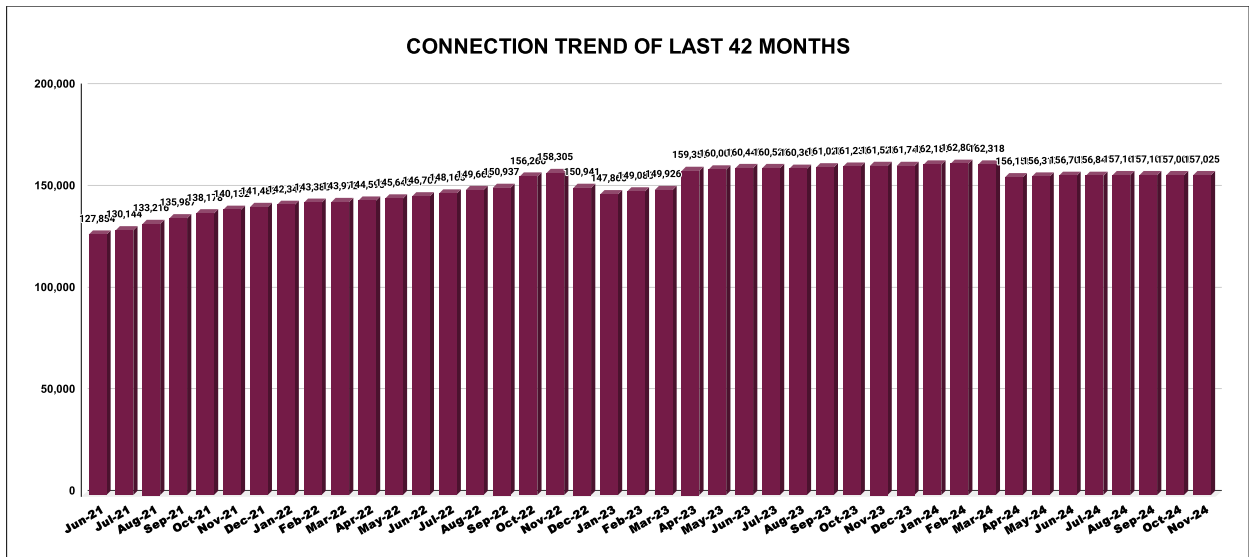
COLLECTION VS CONNECTIONS TREND FOR THE LAST 42 MONTHS



CONNECTION OF LAST 56 MONTHS

YEAR	April	May	June	July	August	September	October	November	December	January	February	March
2020-21	96,357	96,736	97,090	97,319	97,500	97,670	97,873	1,07,114	1,08,690	1,12,092	1,16,125	1,20,968
2021-22	1,23,628	1,25,104	1,27,854	1,30,144	1,33,216	1,35,987	1,38,178	1,40,132	1,41,489	1,42,347	1,43,388	1,43,972
2022-23	1,44,593	1,45,643	1,46,707	1,48,165	1,49,660	1,50,937	1,56,260	1,58,305	1,50,941	1,47,865	1,49,080	1,49,926
2023-24	1,59,359	1,60,007	1,60,449	1,60,526	1,60,369	1,61,020	1,61,238	1,61,526	1,61,740	1,62,189	1,62,804	1,62,318
2024-25	1,56,156	1,56,317	1,56,700	1,56,841	1,57,161	1,57,107	1,57,000	1,57,025				

CONNECTION TREND OF LAST 42 MONTHS



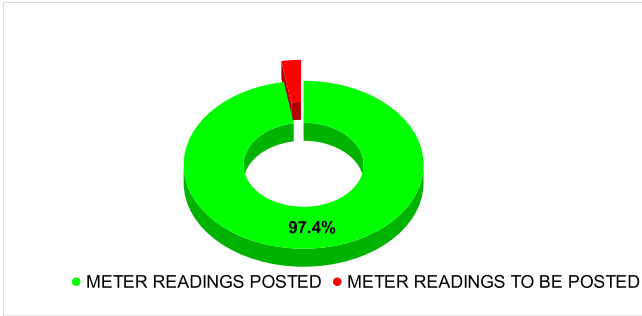
METER READING POSTING

Marks	Total marks	Rank
#N/A	16	#N/A


Total No. of Live connection on June	Total No. of readings posted on June	Total Readings of June against 50% Total Live Connections of June 24
152,690	74,337	97.37%
Total No. of Live connection on August	Total No. of readings posted on August	Total Readings of August against 50% Total Live Connections of August 24
152,798	74,361	97.33%
Total No. of Live connection on October	Total No. of readings posted on October	Total Readings of October against 50% Total Live Connections of October 24
152,373	74,819	98.21%

Total No. of Live connection on July	Total No. of readings posted on July	Total Readings of July against 50% Total Live Connections of July 24
154,104	77,684	100.82%
Total No. of Live connection on September	Total No. of readings posted on September	Total Readings of September against 50% Total Live Connections of September 24
152,740	78,594	102.91%
Total No. of Live connection on November	Total No. of readings posted on November	Total Readings of November against 50% Total Live Connections of November 24
152,077	78,518	103.26%

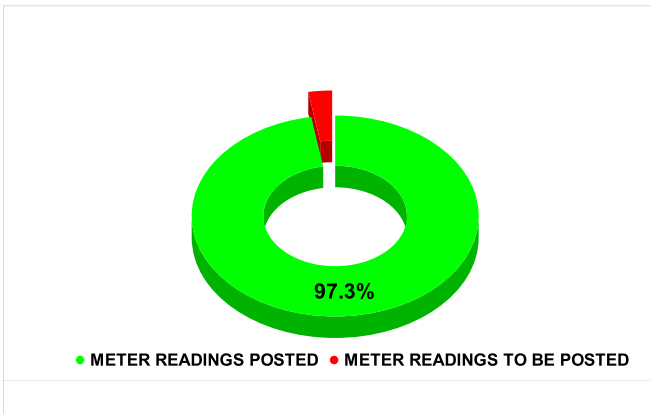
**METER READING POSTING % AGAINST NUMBER OF LIVE CONNECTIONS OF JUNE**




**METER READING POSTING % AGAINST NUMBER OF LIVE CONNECTIONS OF JULY**



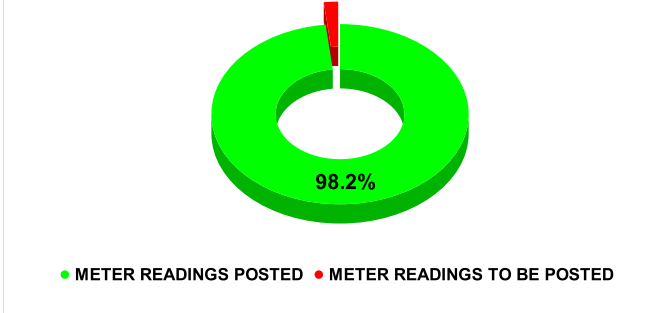
**METER READING POSTING % AGAINST NUMBER OF LIVE CONNECTIONS OF AUGUST**




**METER READING POSTING % AGAINST NUMBER OF LIVE CONNECTIONS OF SEPTEMBER**



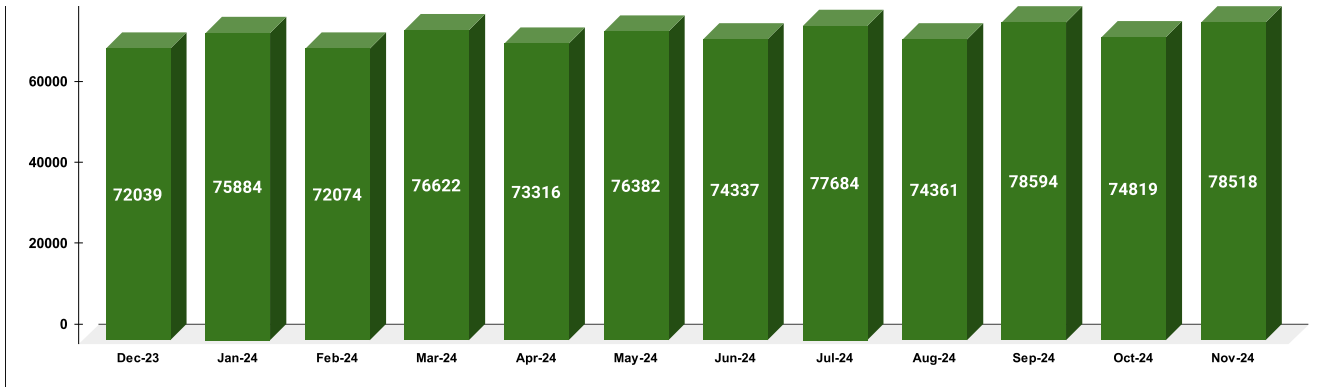
**METER READING POSTING % AGAINST NUMBER OF LIVE CONNECTIONS OF OCTOBER**



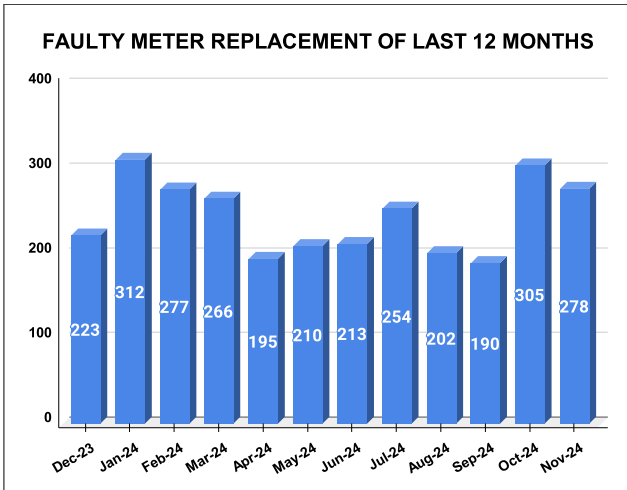
**METER READING POSTING % AGAINST NUMBER OF LIVE CONNECTIONS OF NOVEMBER**



**METER READING POSTED FOR LAST 12 MONTHS**

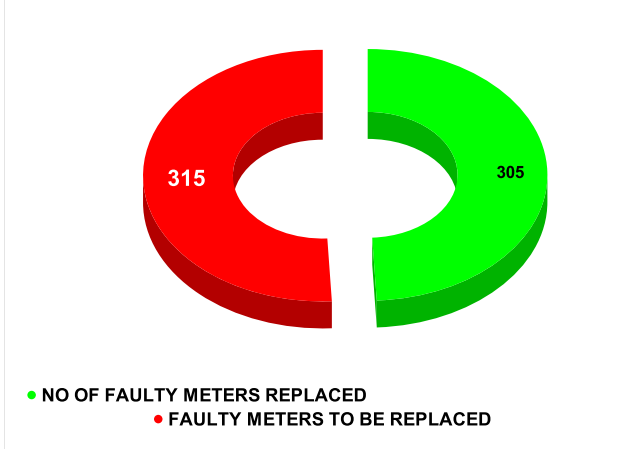


**FAULTY METER** Marks **14.87** Total marks **20** Rank **18**

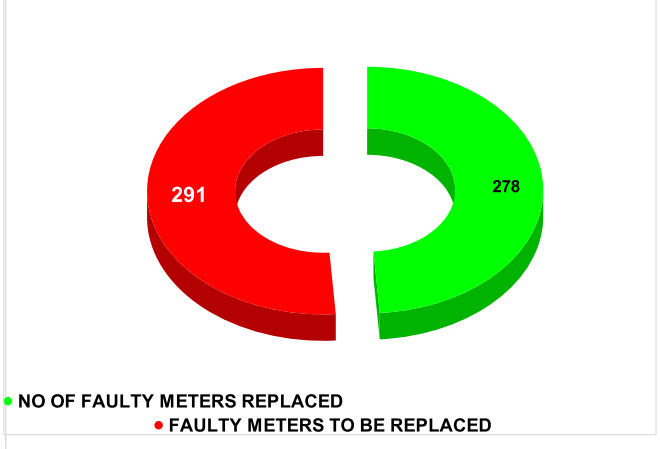


MONTH	Total No.of Faulty meters	Number of Faulty meter replaced	Number of Faulty meter pending
JUNE	681	213	468
JULY	660	254	406
AUGUST	710	202	508
SEPTEMBER	699	190	509
OCTOBER	620	305	315
NOVEMBER	569	278	291

FAULTY METER REPLACED VS FAULTY METER TO BE REPLACED ON OCTOBER



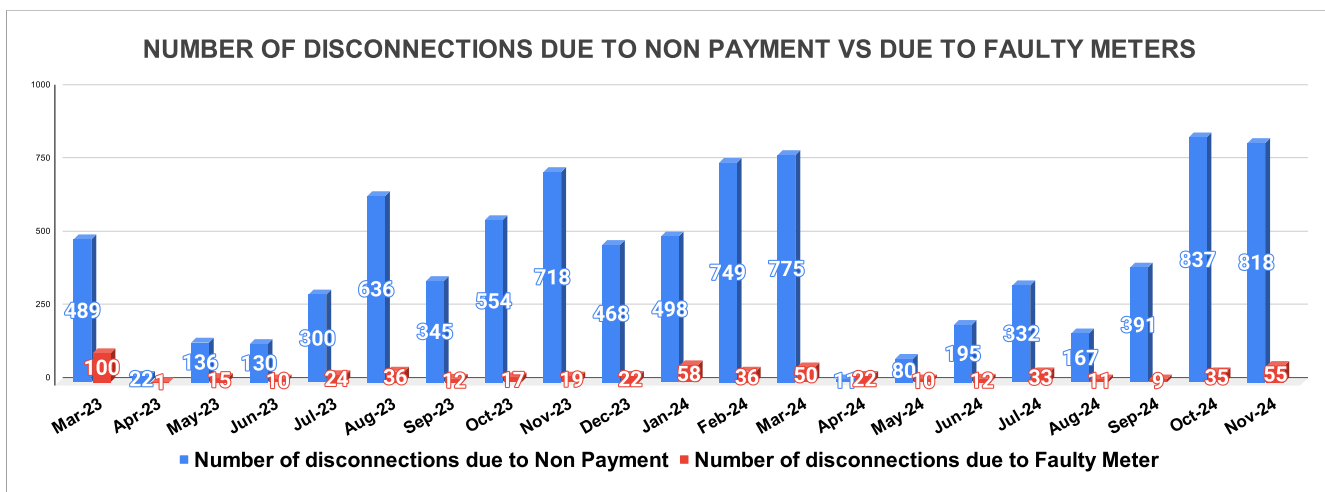
FAULTY METER REPLACED VS FAULTY METER TO BE REPLACED ON NOVEMBER



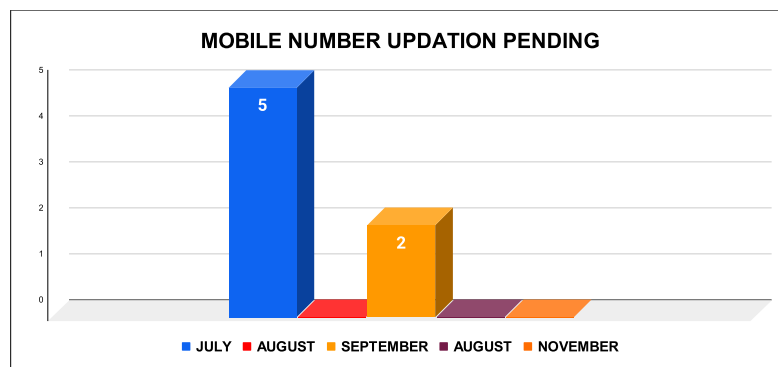
**DISCONNECTION STATUS** Marks **-** Total marks **-** Rank **-**



DISCONNECTI ONS	APRIL	MAY	JUNE	JULY	AUGUST	SEPTEMBER	OCTOBER	NOVEMBER	DECEMBER	JANUARY	FEBRUARY	MARCH
DUE TO NON PAYMENT ( )	22	136	130	300	636	345	554	718	468	498	749	775
DUE TO FAULTY METER ( )	1	15	10	24	36	12	17	19	22	58	36	50
DUE TO NON PAYMENT ( )	11	80	195	332	167	391	837	818				
DUE TO FAULTY METER ( )	22	10	12	33	11	9	35	55				



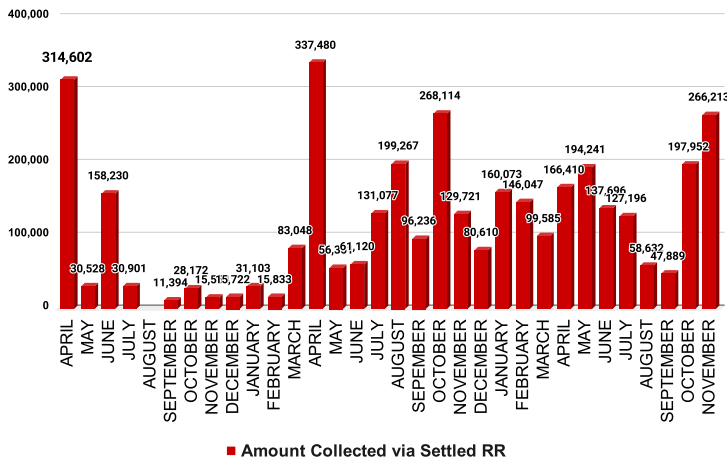
MOBILE NUMBER UPDATION	Marks	Total marks	Rank
	2.00	10	11



Mobile Number updation pending				
JULY	AUGUST	SEPTEMBER	OCTOBER	NOVEMBER
5	0	2	0	0

REVENUE RECOVERY STATUS	Marks	Total marks	Rank
	4.79	8	8

AMOUNT COLLECTED VIA SETTLED RR OF PREVIOUS MONTHS

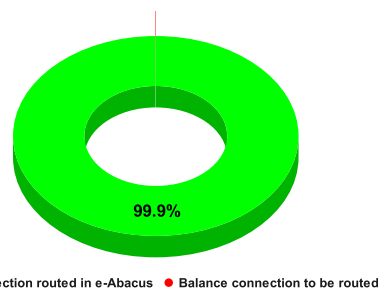


MONTH	No of RR Notices Issued	No of RR Proceed	No Of RR Settled	Amount Collected via Settled RR
JUNE	127	57	39	137,696
JULY	232	57	26	127,196
AUGUST	131	65	15	58,632
SEPTEMBER	223	74	10	47,889
OCTOBER	407	461	32	197,952
NOVEMBER	617	197	71	266,213

JAL JEEVAN MISSION ROUTING

Marks	Total marks	Rank
9.97	10	24

CONNECTIONS ROUTED THROUGH E ABACUS & PENDING TO BE ROUTED AS ON OCT 2024

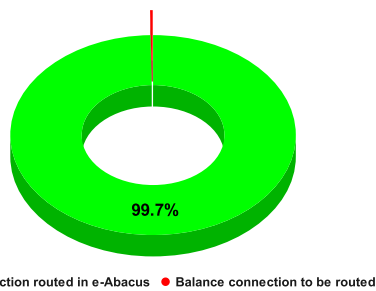


MONTH	Total No of JJM Connection	No of connection routed in e-Abacus	Balance connection to be routed
JUNE	57,362	57,094	268

MONTH	Total No of JJM Connection	No of connection routed in e-Abacus	Balance connection to be routed
JULY	54,364	39,325	130

MONTH	Total No of JJM Connection	No of connection routed in e-Abacus	Balance connection to be routed
AUGUST	58,347	58,251	96

CONNECTIONS ROUTED THROUGH E ABACUS & PENDING TO BE ROUTED AS ON NOV 2024



MONTH	Total No of JJM Connection	No of connection routed in e-Abacus	Balance connection to be routed
SEPTEMBER	58,544	58,402	142

MONTH	Total No of JJM Connection	No of connection routed in e-Abacus	Balance connection to be routed
OCTOBER	56,257	56,226	31

MONTH	Total No of JJM Connection	No of connection routed in e-Abacus	Balance connection to be routed
NOVEMBER	56,857	56,689	168

Sources of data

Revenue Collection Data	DCB based on E-abacus data collected from Divisions and consolidated by RMC
Amnesty Data	Summary of Live data submitted by Revenue Division via Google sheet shared
Meter Reading Data	Data collected from division via google sheets
Faulty Meter Replacement Data	Data collected from division via google sheets
JJM Reading Posting	Data collected from division via google sheets
Moile Number updation Status	Data collected from division via google sheets
Disconnection data	Data collected from division via google sheets
BPL data	Data provided from DBA
Arrear Break up	Govt. Arrear , Central Govt. Arrear as on November based on e-abacus ; LSGD data based on DCB
Total Arrears and Total Connections	Data from DCB
Top Defaulters	Arrear data from E-abacus as on November