



കേരള ജല അതോറിറ്റി

W S KOCHI	NOVEMBER	Report Generated at 07/01/2025 17:30:27	Rank -6
------------------	----------	-----------------------------------------	----------------

Name of Executive Engineer	Sri. Rajesh Lakshman
-----------------------------------	----------------------

Name of Revenue officer	Smt.AISHA BEEVI P K
--------------------------------	---------------------

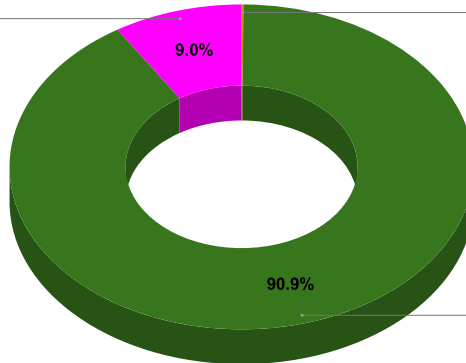
CONNECTIONS AS ON AS ON NOVEMBER :	2,39,709	ARREARS IN CRORE AS ON NOVEMBER :	46.74
-------------------------------------------	-----------------	------------------------------------------	--------------

ARREARS				
STATE GOVERNMENT	CENTRAL GOVERNMENT	PSU	OTHERS	LSGD
22,89,29,092	3,31,860	2,26,36,475	-1,586,346,858	157,67,76,701

ARREAR BREAK UP INCLUDING LSGD

PSU
9.0%

Central Gov
0.1%



State Gov
90.9%

ARREARS INCLUDING LSGD

Domestic (D)

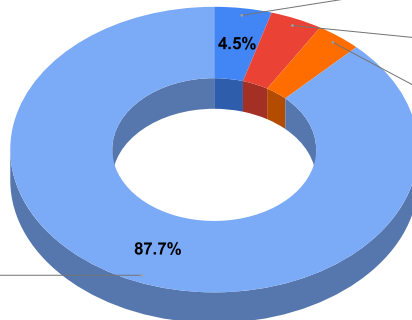
4.5%

Non Domestic (N)

4.1%

Panchayath WC-Street Taps

3.6%

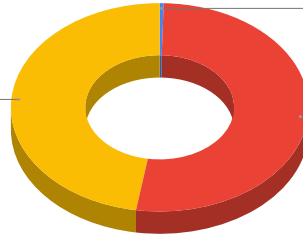


Corporation WC -Street Taps
87.7%

DOMESTIC	NON DOMESTIC	INDUSTRIAL	SPECIAL	BULK SUPPLY	Panchayath WC-Street Taps	Municipality WC -Street Taps	Corporation WC - Street Taps
7,85,02,548	7,14,81,000	6,50,869	-700	0	6,19,18,167	0	151,48,58,534

ARREARS WITH OUT LSGD

Non Domestic (N)
47.5%

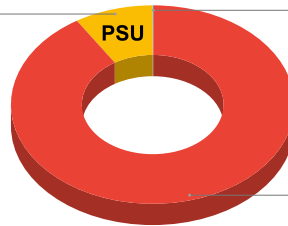


Industrial (I)
0.4%

Domestic (D)
52.1%

ARREAR BREAK UP WITH OUT LSGD

PSU
9.0%



Central Gov
0.1%

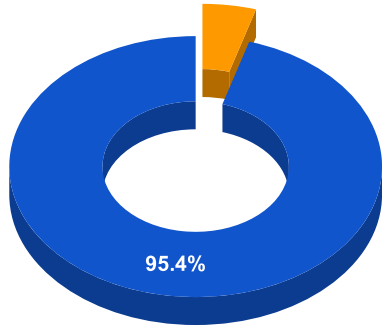
State Gov
90.9%

TOP DEFAULTERS OF W S KOCHI FOR THE MONTH OF NOVEMBER

SL NO	NAME	ARREAR
1	THE ASSISTANT EXECUTIVE ENGR.^, PWD BUILDINGS SUBDIVISION, THRIKKAKARA P O. PH NO 2427091, NGO QUARTERS JUNCTION	11,90,14,170
2	THE ASSISTANT EXECUTIVE ^, PWD BUILDINGS SUBDIVISION, THRIKKAKARA P O. PH NO 2427091, NGO QUARTERS JUNCTION old	7,12,71,440
3	THE ASSISTANT EXECUTIVE ^, PWD BUILDINGS SUBDIVISION, THRIKKAKARA P O. PH NO 04842427091, NGO QURTERS JUNCTION	2,66,64,996
4	THE MANAGER,H.M.T.QUARTERS ##, KALAMASSERY P.O, PIN CODE 683104,,	2,06,21,082
5	THE PRINCIPAL, XII/116 B7/UA, ERNAKULAM GOVT MEDICAL COLLEGE, HMT COLONY 9567700750	16,89,894
6	SECRETARY, WARD 10/147/A nirmal colany tank, VADAVUCODE PUTHENCRUZ PANCHAYAT, NEERMAL-MULAKKATHAZHAM	9,33,599
7	THE MANAGER ##, HMT, KALAMASSERY,	8,76,201
8	REGISTRAR, PH/2575319 ^, COCHIN UNIVERSITY OF SCIENCE, AND TECHNOLOGY, KALAMASSERY	7,27,614
9	ASSISTANT COMMANDANT, A.R.CAMP, HILL PALACE, TRIPUNITHURA	6,13,707
10	THE RESERVE INSPECTOR ^, A R CAMP @, KALAMASSERY,	5,87,714

BPL DATA

BPL CONNECTIONS AS % OF TOTAL LIVE CONNECTIONS

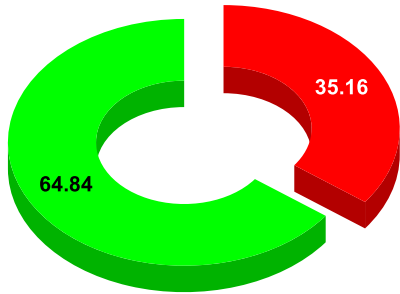


● BPL CONNECTIONS ● TOTAL LIVE CONNECTIONS

TOTAL NO OF BPL CONNECTIONS	
AS ON JULY 2023	11,125

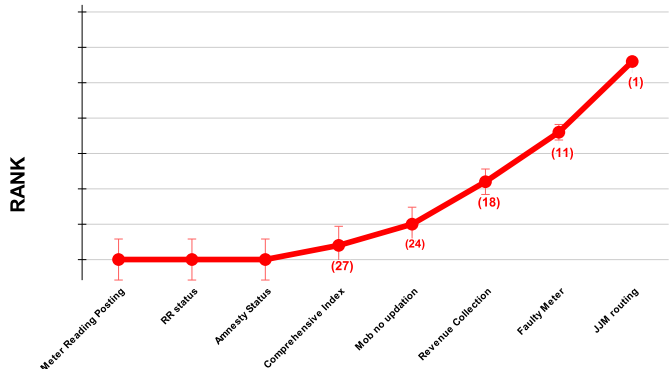
COMPREHENSIVE INDEX	Marks	Total marks	Rank
	74.25	100	6

MARKS OBTAINED



● Percent Score to be Achieved ● Percent Score Achieved

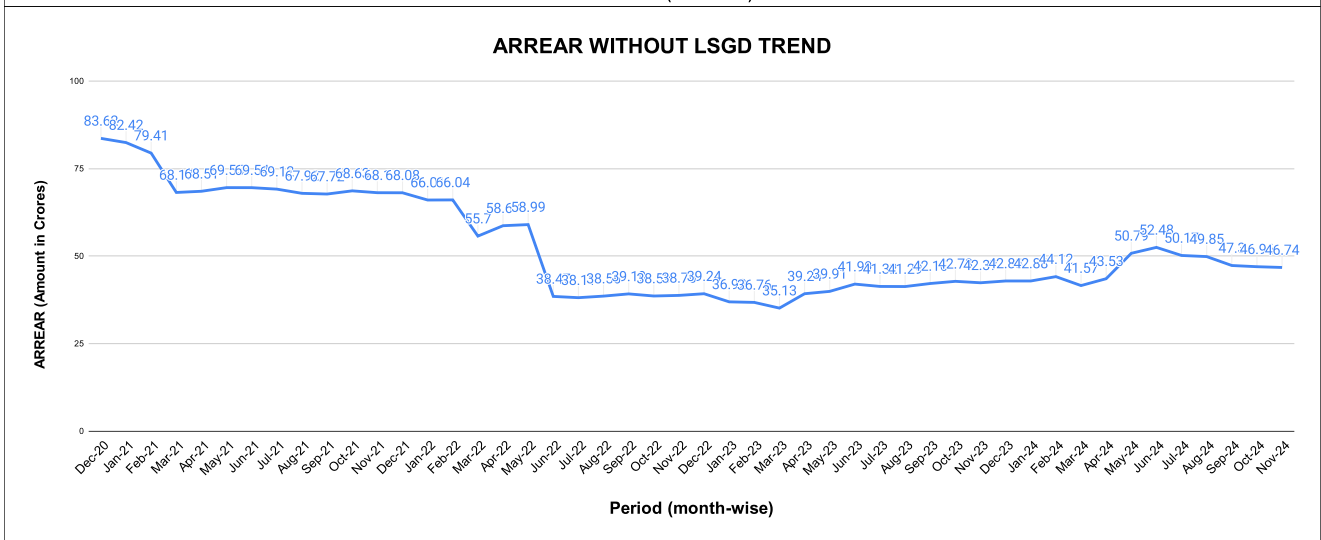
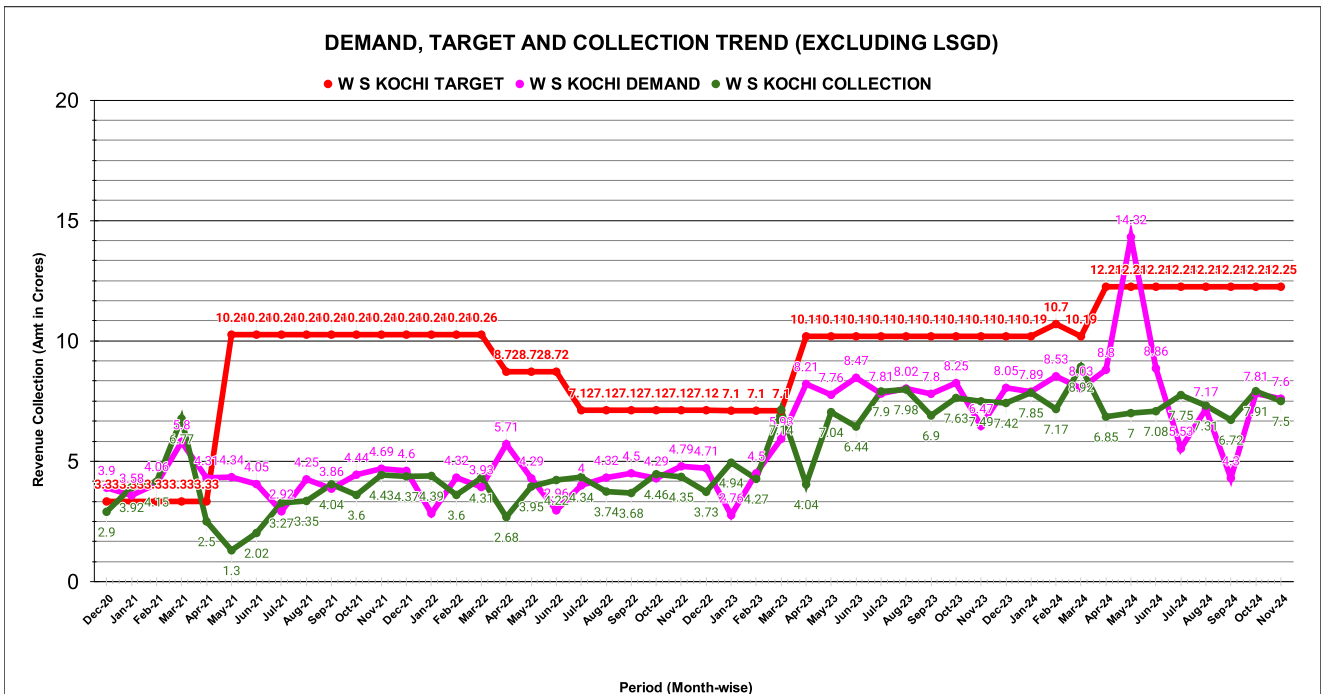
DIVISION RANK IN VARIOUS PARAMETERS



	Marks	Total marks	Rank
<u>COMPREHENSIVE INDEX</u>	74.25	100	6
<u>REVENUE COLLECTION ACHIEVEMENT</u>	21.36	25	12
<u>METER READING POSTING</u>	20.96	16	10
<u>FAULTY METER REPLACEMENT</u>	14.19	20	21
<u>MOBILE NO UPDATION</u>	2.00	10	12
<u>REVENUE RECOVERY STATUS</u>	5.74	8	4
<u>JAL JEEVAN MISSION ROUTING</u>	10.00	10	11
<u>AMNESTY</u>	5.74	11	

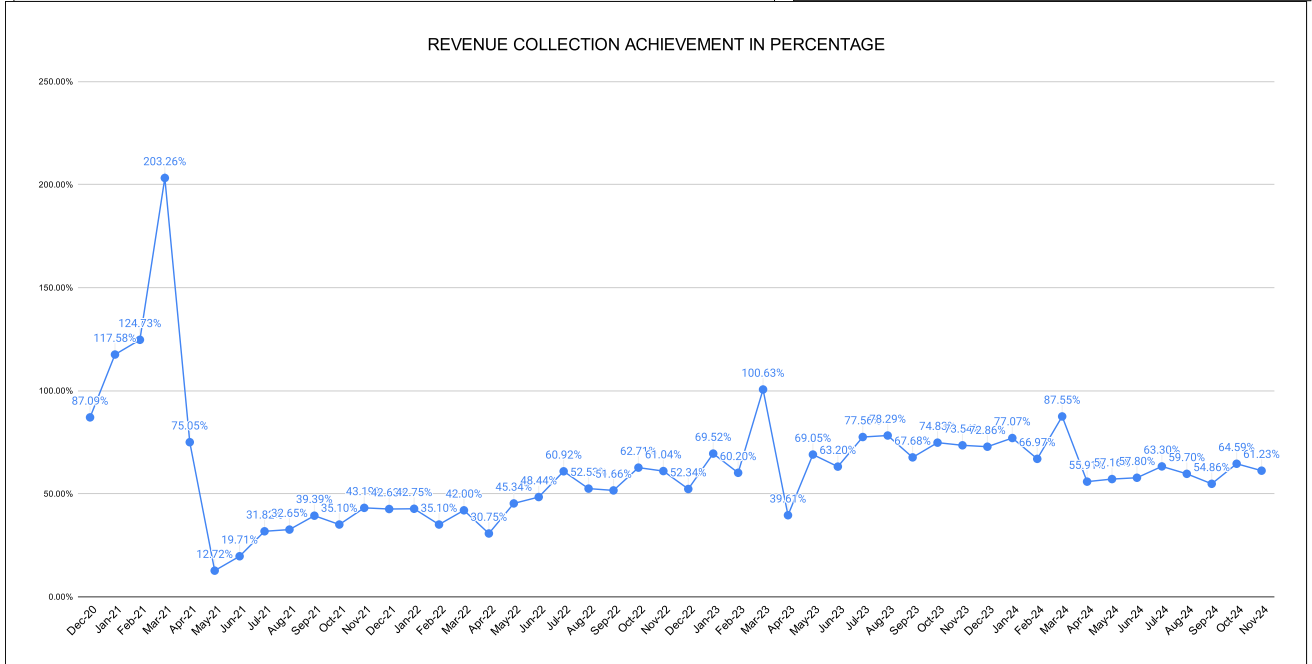
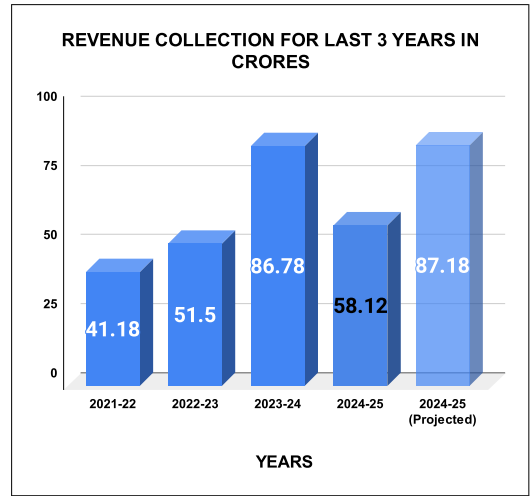
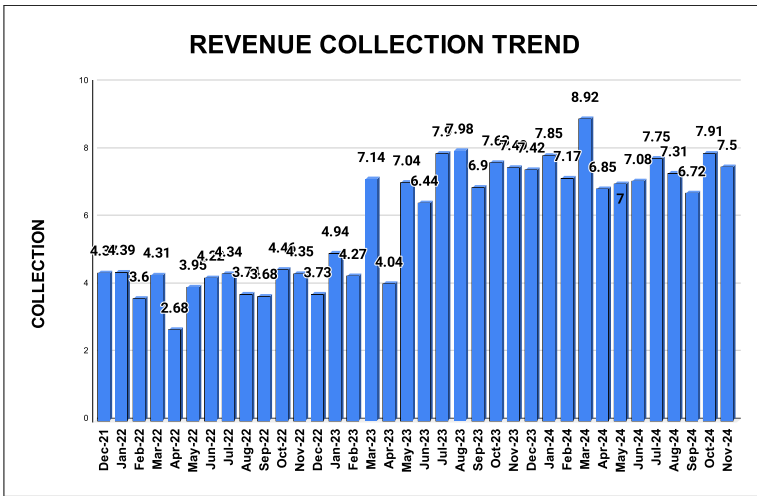
REVENUE COLLECTION ACHIEVEMENT

Marks	Total marks	Rank
21.36	25.00	12

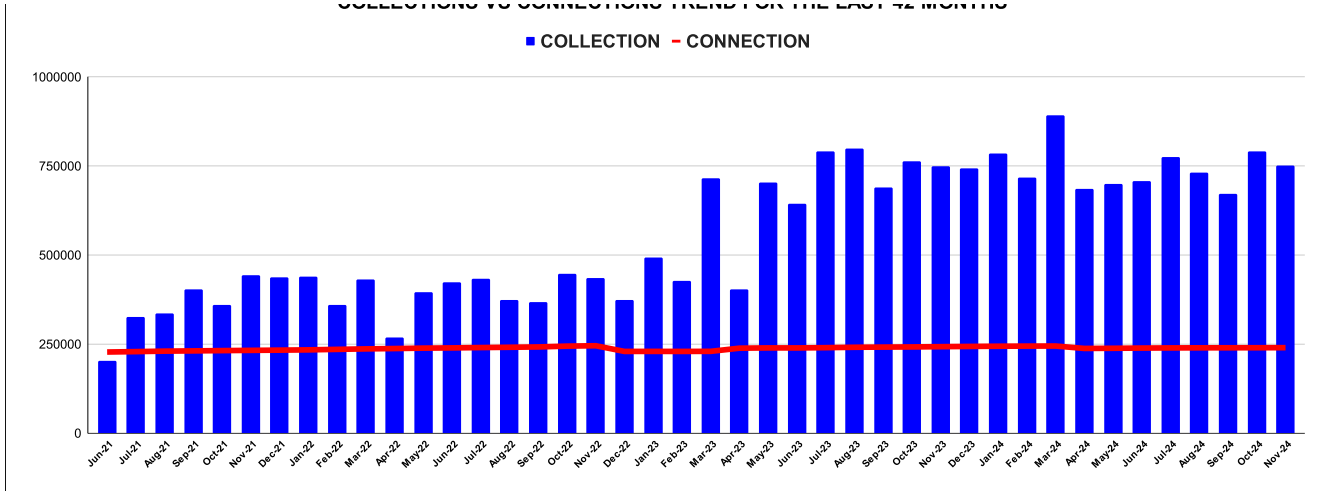


COLLECTION IN LAKHS

YEAR	April	May	June	July	August	September	October	November	December	January	February	March
2020-21	31.76	243.83	336.36	355.09	271.48	341.84	306.43	345.17	290.01	391.53	415.37	676.87
2021-22	249.91	130.49	202.27	326.51	334.96	404.13	360.15	443.11	437.34	438.66	360.08	430.95
2022-23	268.18	395.40	422.39	433.76	374.04	367.79	446.48	434.63	372.66	493.62	427.40	714.48
2023-24	403.59	703.60	644.03	790.35	797.82	689.70	762.52	749.36	742.47	785.32	716.55	892.16
2024-25	684.84	700.20	708.09	775.45	731.32	672.08	791.24	750.10				
YEAR	2020-21	2021-22	2022-23	2023-24	2024-25	2024-25 (Proj)						
COLLECTION IN LAKHS	4,005.73	4,118.56	5,150.82	8,677.46	5,813.33	8,719.99						



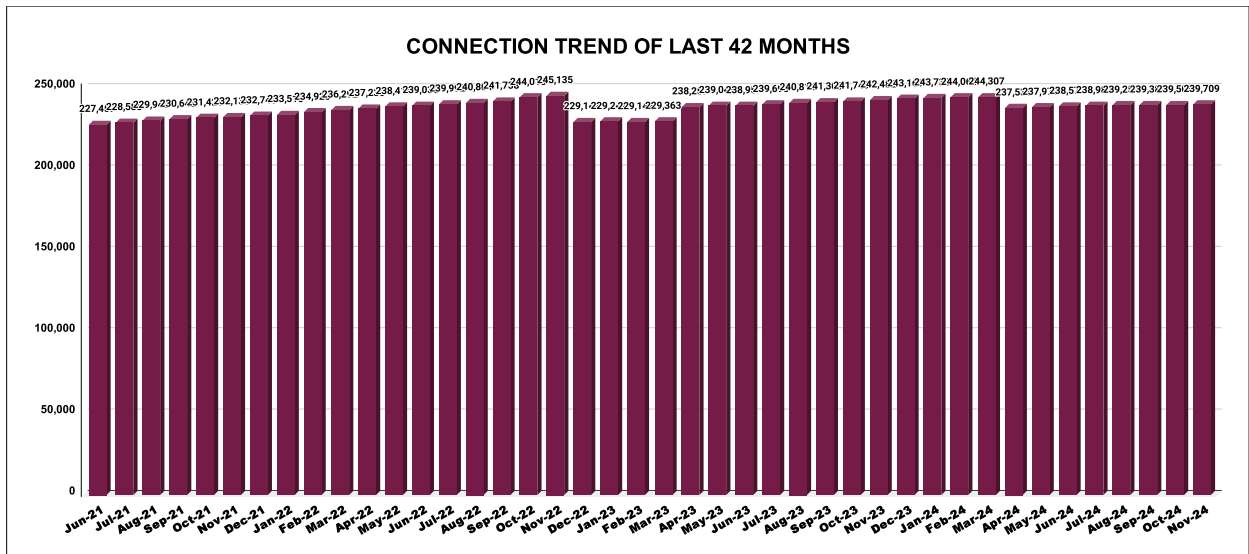
COLLECTION VS CONNECTIONS TREND FOR THE LAST 42 MONTHS



CONNECTION OF LAST 56 MONTHS

YEAR	April	May	June	July	August	September	October	November	December	January	February	March
2020-21	2,00,280	2,00,803	2,01,503	2,01,882	2,02,407	2,02,927	2,03,430	2,17,459	2,18,396	2,19,992	2,21,812	2,24,343
2021-22	2,26,253	2,26,563	2,27,457	2,28,588	2,29,940	2,30,648	2,31,421	2,32,136	2,32,746	2,33,515	2,34,920	2,36,292
2022-23	2,37,230	2,38,416	2,39,030	2,39,992	2,40,804	2,41,738	2,44,018	2,45,135	2,29,142	2,29,242	2,29,142	2,29,363
2023-24	2,38,257	2,39,048	2,38,957	2,39,698	2,40,814	2,41,303	2,41,749	2,42,482	2,43,161	2,43,735	2,44,064	2,44,307
2024-25	2,37,536	2,37,972	2,38,570	2,38,982	2,39,257	2,39,387	2,39,505	2,39,709				

CONNECTION TREND OF LAST 42 MONTHS



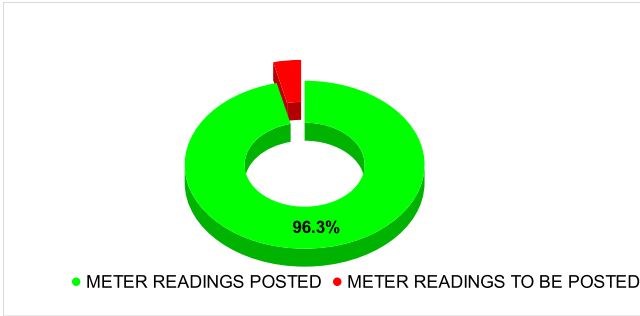
METER READING POSTING

Marks	Total marks	Rank
20.96	16	10

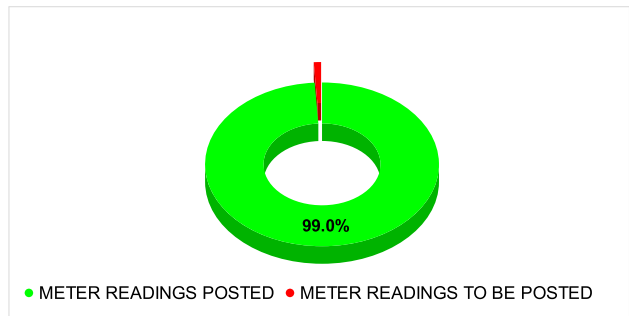
Total No. of Live connection on June	Total No. of readings posted on June	Total Readings of June against 50% Total Live Connections of June 24
233,553	112,408	96.26%
Total No. of Live connection on August	Total No. of readings posted on August	Total Readings of August against 50% Total Live Connections of August 24
241,468	113,035	93.62%
Total No. of Live connection on October	Total No. of readings posted on October	Total Readings of October against 50% Total Live Connections of October 24
241,776	112,693	93.22%

Total No. of Live connection on July	Total No. of readings posted on July	Total Readings of July against 50% Total Live Connections of July 24
243,654	120,603	99.00%
Total No. of Live connection on September	Total No. of readings posted on September	Total Readings of September against 50% Total Live Connections of September 24
236,360	121,648	102.93%
Total No. of Live connection on November	Total No. of readings posted on November	Total Readings of November against 50% Total Live Connections of November 24
233,903	120,667	103.18%

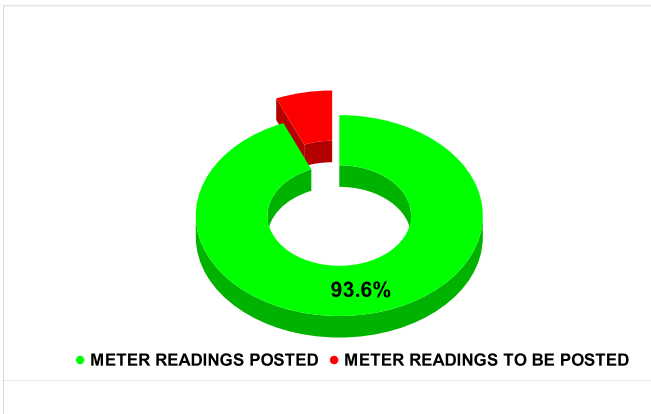
METER READING POSTING % AGAINST NUMBER OF LIVE CONNECTIONS OF JUNE



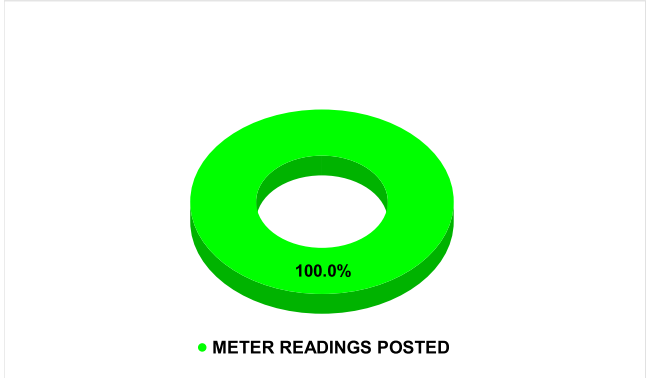
METER READING POSTING % AGAINST NUMBER OF LIVE CONNECTIONS OF JULY



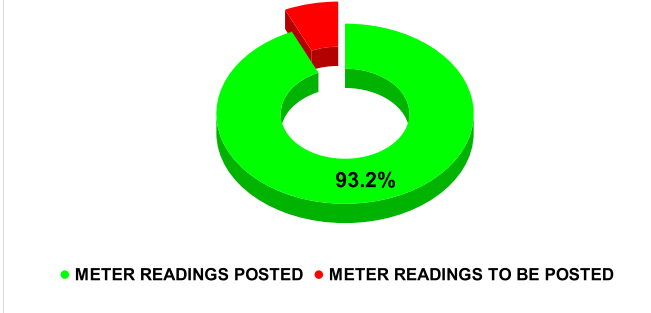
METER READING POSTING % AGAINST NUMBER OF LIVE CONNECTIONS OF AUGUST




METER READING POSTING % AGAINST NUMBER OF LIVE CONNECTIONS OF SEPTEMBER



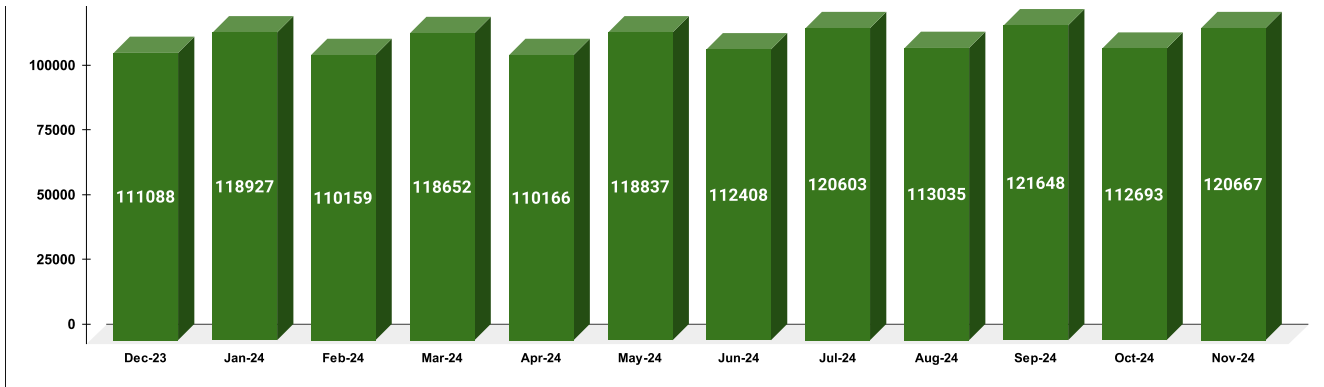
METER READING POSTING % AGAINST NUMBER OF LIVE CONNECTIONS OF OCTOBER



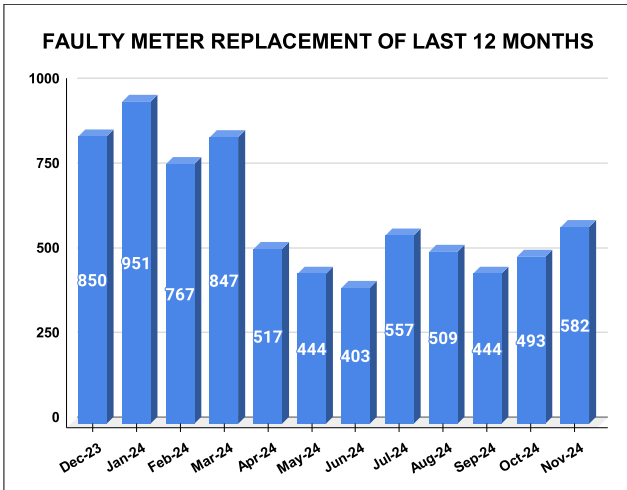
METER READING POSTING % AGAINST NUMBER OF LIVE CONNECTIONS OF NOVEMBER



METER READING POSTED FOR LAST 12 MONTHS

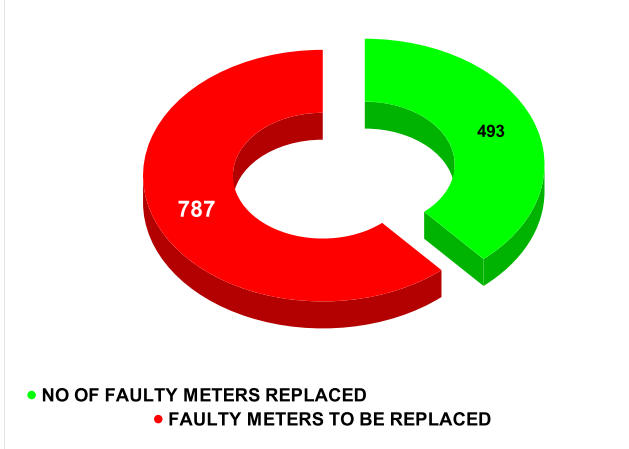


FAULTY METER Marks **14.19** Total marks **20** Rank **21**

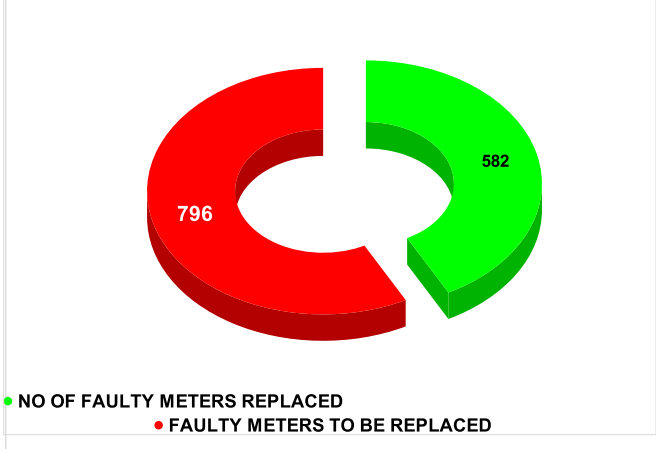


MONTH	Total No.of Faulty meters	Number of Faulty meter replaced	Number of Faulty meter pending
JUNE	1,364	403	961
JULY	1,392	557	835
AUGUST	1,373	509	864
SEPTEMBER	1,305	444	861
OCTOBER	1,280	493	787
NOVEMBER	1,378	582	796

FAULTY METER REPLACED VS FAULTY METER TO BE REPLACED ON OCTOBER

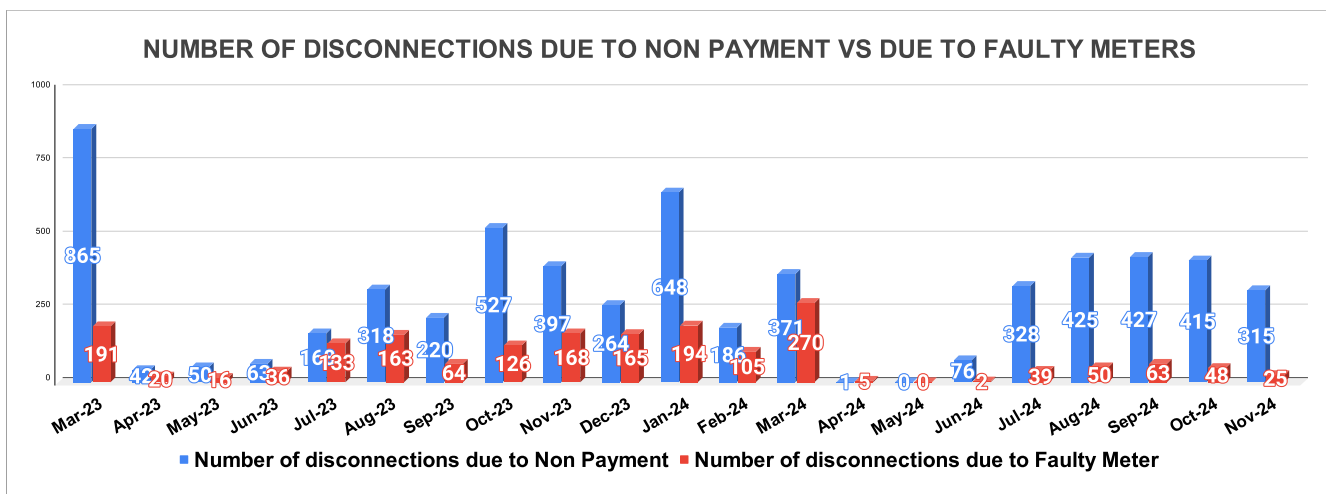


FAULTY METER REPLACED VS FAULTY METER TO BE REPLACED ON NOVEMBER

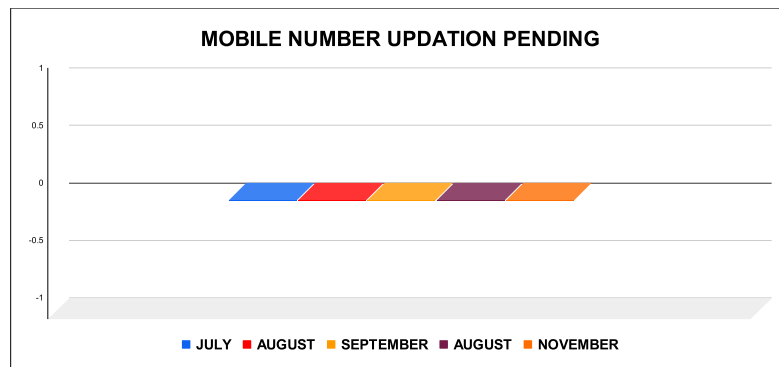


DISCONNECTION STATUS Marks **-** Total marks **-** Rank **-**

DISCONNECTI ONS	APRIL	MAY	JUNE	JULY	AUGUST	SEPTEMBER	OCTOBER	NOVEMBER	DECEMBER	JANUARY	FEBRUARY	MARCH
DUE TO NON PAYMENT ()	42	50	63	168	318	220	527	397	264	648	186	371
DUE TO FAULTY METER ()	20	16	36	133	163	64	126	168	165	194	105	270
DUE TO NON PAYMENT ()	1	0	76	328	425	427	415	315				
DUE TO FAULTY METER ()	5	0	2	39	50	63	48	25				



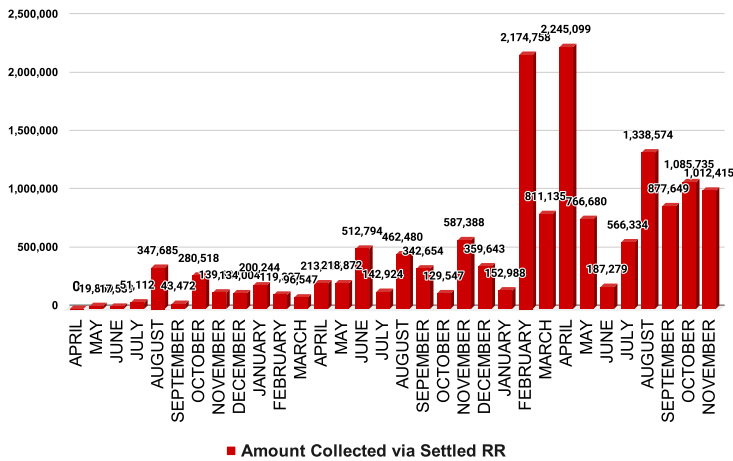
MOBILE NUMBER UPDATION	Marks	Total marks	Rank
	2.00	10	12



Mobile Number updation pending				
JULY	AUGUST	SEPTEMBER	OCTOBER	NOVEMBER
0	0	0	0	0

REVENUE RECOVERY STATUS	Marks	Total marks	Rank
	5.74	8	4

AMOUNT COLLECTED VIA SETTLED RR OF PREVIOUS MONTHS




MONTH	No of RR Notices Issued	No of RR Proceed	No Of RR Settled	Amount Collected via Settled RR
JUNE	16	104	38	187,279
JULY	117	104	52	566,334
AUGUST	176	129	52	1,338,574
SEPTEMBER	356	69	103	877,649
OCTOBER	364	172	158	1,085,735
NOVEMBER	286	227	112	1,012,415

JAL JEEVAN MISSION ROUTING

Marks	Total marks	Rank
10.00	10	11

CONNECTIONS ROUTED THROUGH E ABACUS & PENDING TO BE ROUTED AS ON OCT 2024




Month	Total No of JJM Connection	No of connection routed in e-abacus	Balance connection to be routed
JUNE	17,909	17,909	0

Month	Total No of JJM Connection	No of connection routed in e-abacus	Balance connection to be routed
JULY	17,394	17,394	0

Month	Total No of JJM Connection	No of connection routed in e-abacus	Balance connection to be routed
AUGUST	17,394	17,394	0

CONNECTIONS ROUTED THROUGH E ABACUS & PENDING TO BE ROUTED AS ON NOV 2024



Month	Total No of JJM Connection	No of connection routed in e-abacus	Balance connection to be routed
SEPTEMBER	17,394	17,394	0

Month	Total No of JJM Connection	No of connection routed in e-abacus	Balance connection to be routed
OCTOBER	18,105	18,105	0

Month	Total No of JJM Connection	No of connection routed in e-abacus	Balance connection to be routed
NOVEMBER	18,115	18,115	0

Sources of data

Revenue Collection Data	DCB based on E-abacus data collected from Divisions and consolidated by RMC
Amnesty Data	Summary of Live data submitted by Revenue Division via Google sheet shared
Meter Reading Data	Data collected from division via google sheets
Faulty Meter Replacement Data	Data collected from division via google sheets
JJM Reading Posting	Data collected from division via google sheets
Moile Number updation Status	Data collected from division via google sheets
Disconnection data	Data collected from division via google sheets
BPL data	Data provided from DBA
Arrear Break up	Govt. Arrear , Central Govt. Arrear as on November based on e-abacus ; LSGD data based on DCB
Total Arrears and Total Connections	Data from DCB
Top Defaulters	Arrear data from E-abacus as on November