



കേരള ജല അതോറിറ്റി

P H KOCHI	NOVEMBER	Report Generated at 07/01/2025 17:30:11	Rank-1
------------------	----------	---	---------------

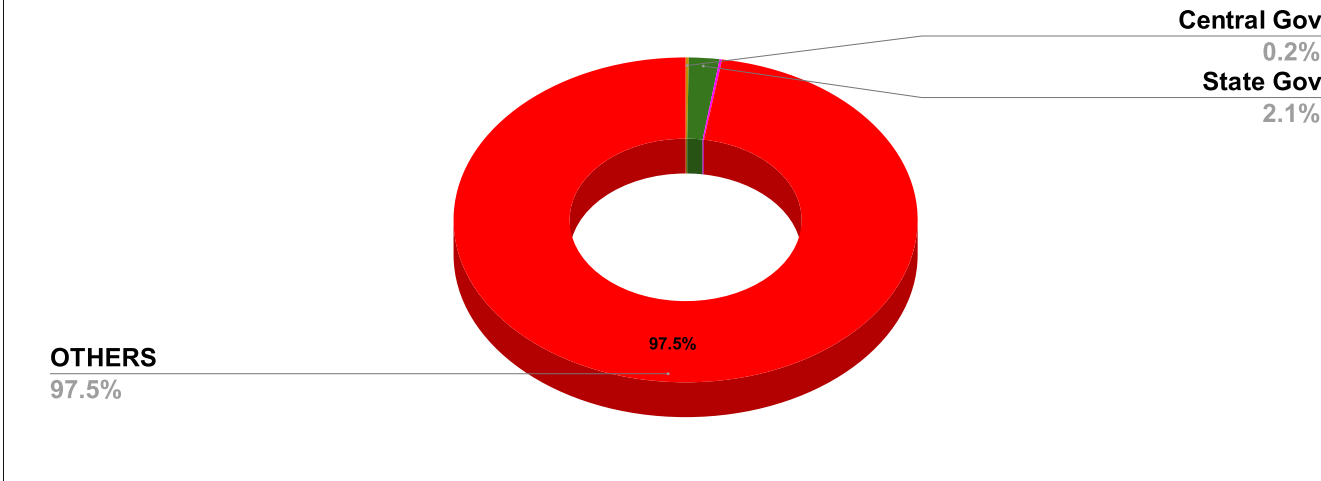
Name of Executive Engineer	Sri. Hashib.P.H
-----------------------------------	-----------------

Name of Revenue officer	Smt.Sheriya Babu
--------------------------------	------------------

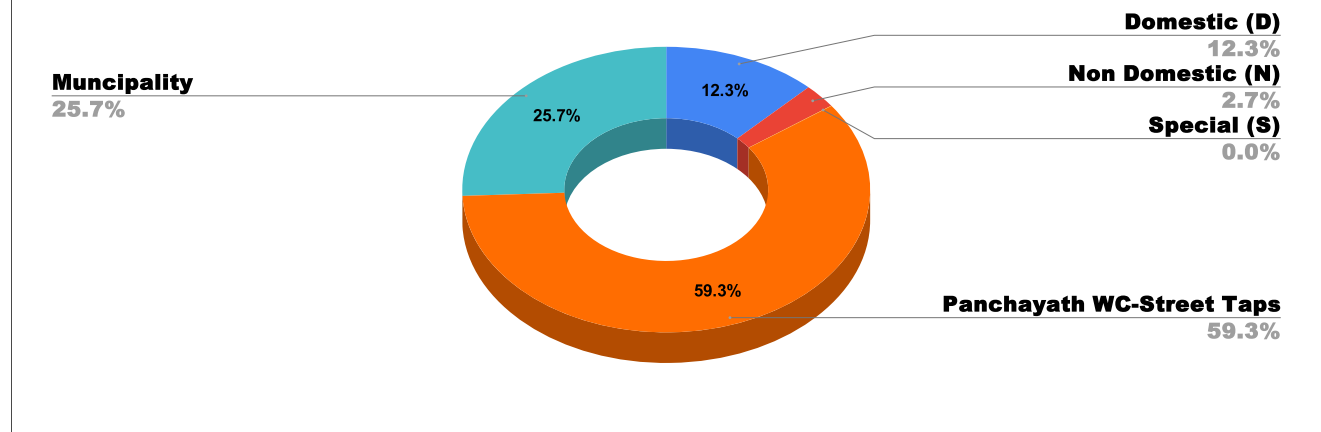
CONNECTIONS AS ON AS ON NOVEMBER :	1,94,940	ARREARS IN CRORE AS ON NOVEMBER :	15.06
---	-----------------	--	--------------

ARREARS				
STATE GOVERNMENT	CENTRAL GOVERNMENT	PSU	OTHERS	LSGD
2,01,19,080	20,88,214	16,54,741	92,43,15,876	43,02,64,061

ARREAR BREAK UP INCLUDING LSGD



ARREARS INCLUDING LSGD



DOMESTIC	NON DOMESTIC	INDUSTRIAL	SPECIAL	BULK SUPPLY	Panchayath WC-Street Taps	Municipality WC -Street Taps	Corporation WC - Street Taps
6,22,18,093	1,37,70,389	28,903	1,58,798	0	30,00,81,878	13,01,82,183	0

ARREARS WITH OUT LSGD

Special (S)

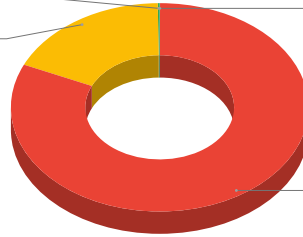
0.2%

Non Domestic (N)

18.1%

Industrial (I)

0.0%



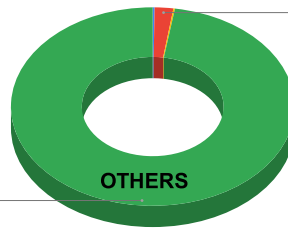
Domestic (D)

81.7%

ARREAR BREAK UP WITH OUT LSGD

State Gov

2.1%



Domestic, Nondomestic and others

97.5%

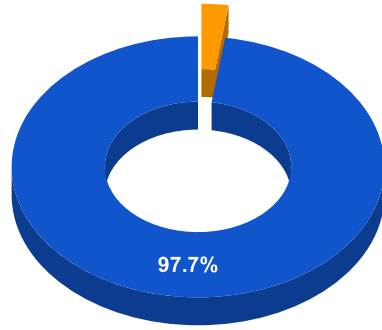
OTHERS

TOP DEFAULTERS OF P H KOCHI FOR THE MONTH OF NOVEMBER

SL NO	NAME	ARREAR
1	THE GARRISON ENGINEER, INDIAN NAVAL BASE, KOCHI-4, ph-9400673591	51,49,709
2	THE GARRISSON ENGINEERS, MES,NAVAL BASE, NAVAL BASE P.O, NAVAL BASE, KATARIBHAG, KOCHI-682004,ph-9400673591	43,92,364
3	THE ASSISTANT ENGINEER(CMI), COCHIN PORT TRUST, KOCHI-9, 9961496233	40,89,999
4	THE PRINCIPAL, MAHARAJAS COLLEGE, ERNAKULAM,	33,99,720
5	DIVISIONAL RAILWAY MANAGER, SOUTHERN RAILWAYS, ERNAKULAM,	20,09,433
6	THE WARDEN, MCRV HOSTEL (BATH ROOM), ERNAKULAM, 9447475407	17,62,046
7	GEORGE C.P, 27/3550-A,SECRETARY (R.282), KERALA POLICE ASSOCIATION, KOCHI CITY, DISTRICT COMMITTE	16,56,206
8	THE SUPERINTENDENT, GOVT.HOSPITAL DN-40, ERNAKULAM, KOCHI-11 ph 9447979777	14,04,780
9	SREENIVASAN V.K., 39/1286, K.K VIHJAYA SHOBINI, KALALTHIPARAMBIL ROAD	8,58,369
10	GEETHA JOY, 28/559, SA ROAD, KADAVANTHARA	8,00,131

BPL DATA

BPL CONNECTIONS AS % OF TOTAL LIVE CONNECTIONS

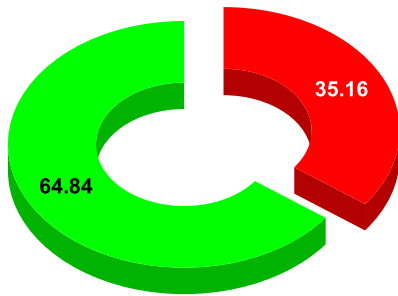


● BPL CONNECTIONS ● TOTAL LIVE CONNECTIONS

TOTAL NO OF BPL CONNECTIONS	
AS ON JULY 2023	4,388

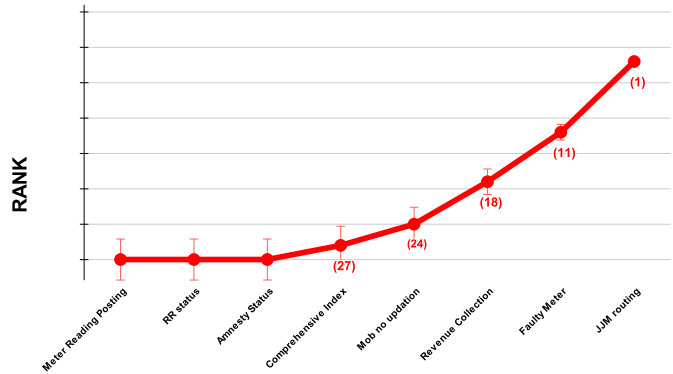
COMPREHENSIVE INDEX	Marks	Total marks	Rank
	84.64	100	1

MARKS OBTAINED



● Percent Score to be Achieved ● Percent Score Achieved

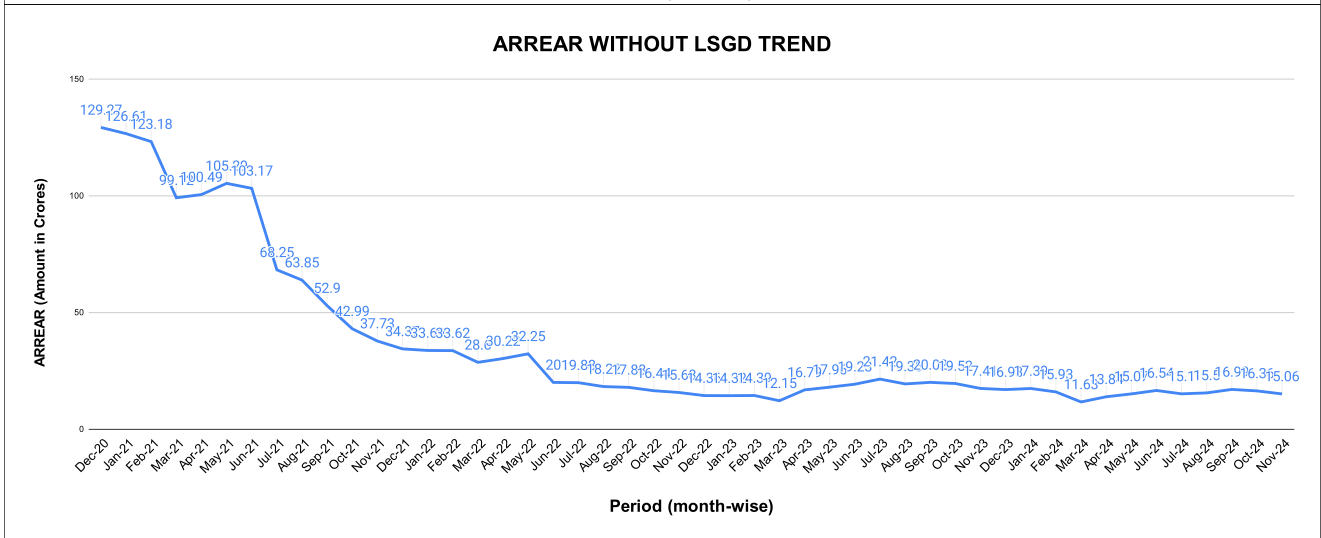
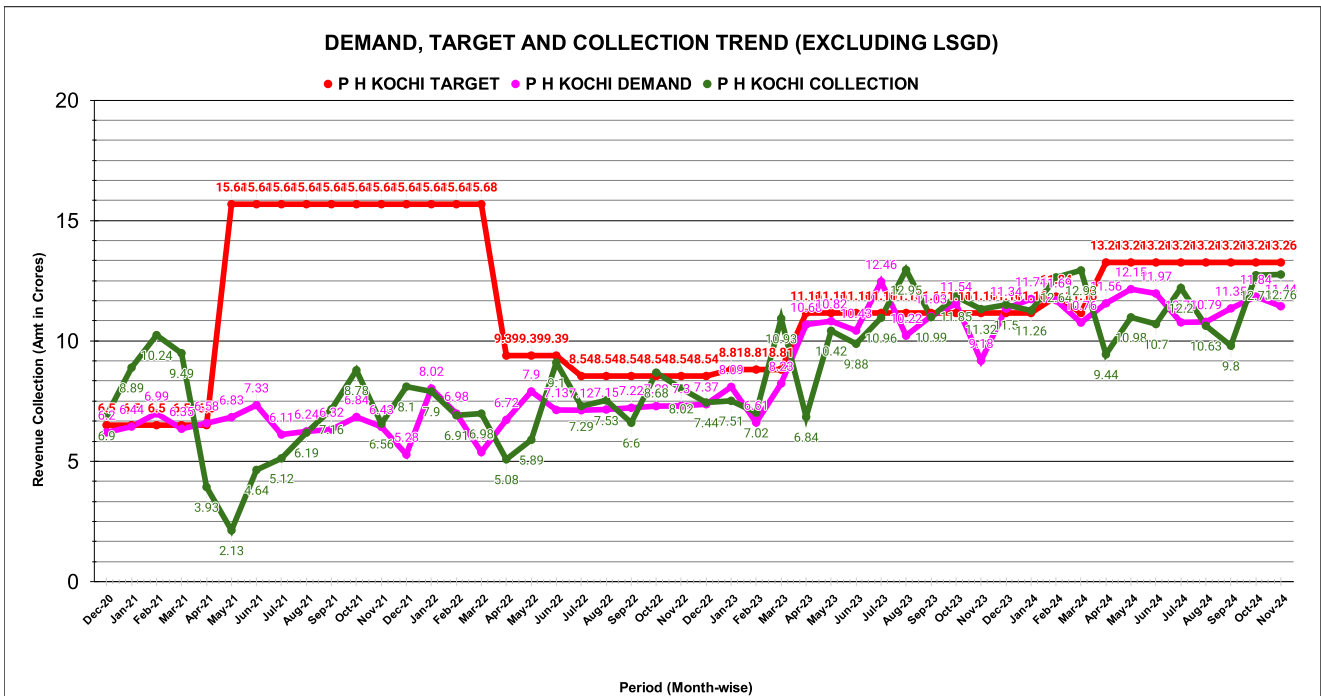
DIVISION RANK IN VARIOUS PARAMETERS



	Marks	Total marks	Rank
<u>COMPREHENSIVE INDEX</u>	84.64	100	1
<u>REVENUE COLLECTION ACHIEVEMENT</u>	#N/A	25	#N/A
<u>METER READING POSTING</u>	20.78	16	12
<u>FAULTY METER REPLACEMENT</u>	18.38	20	7
<u>MOBILE NO UPDATION</u>	2.00	10	13
<u>REVENUE RECOVERY STATUS</u>	3.20	8	12
<u>JAL JEEVAN MISSION ROUTING</u>	10.00	10	12
<u>AMNESTY</u>	3.20	11	

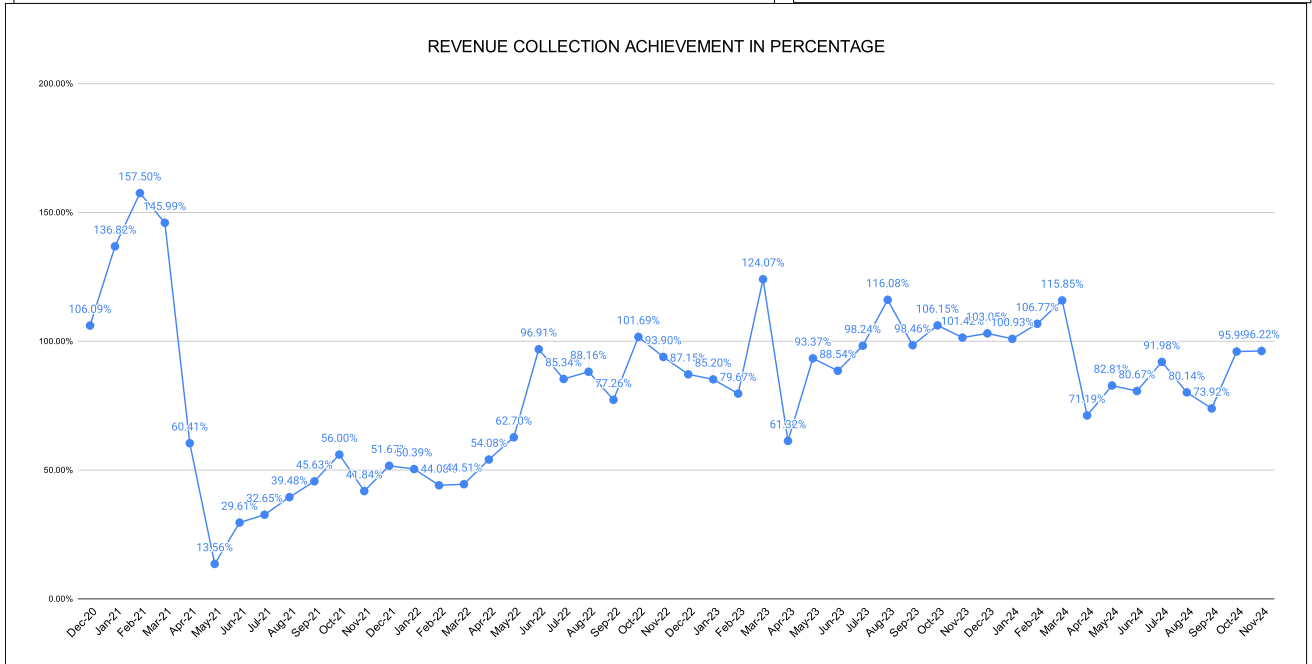
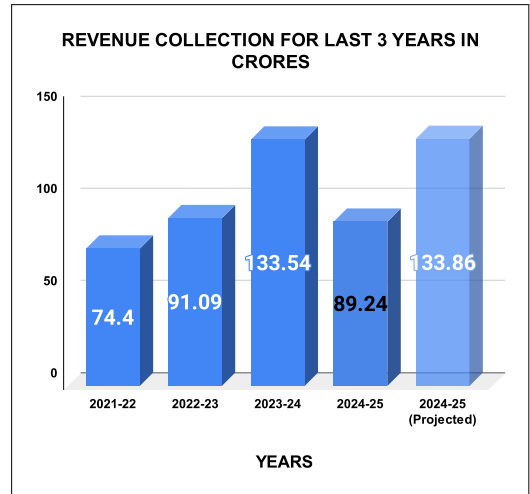
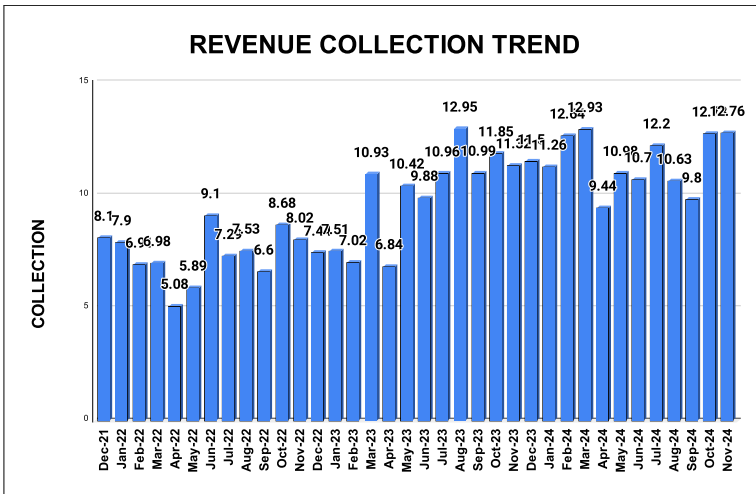
REVENUE COLLECTION ACHIEVEMENT

Marks	Total marks	Rank
#N/A	25.00	#N/A

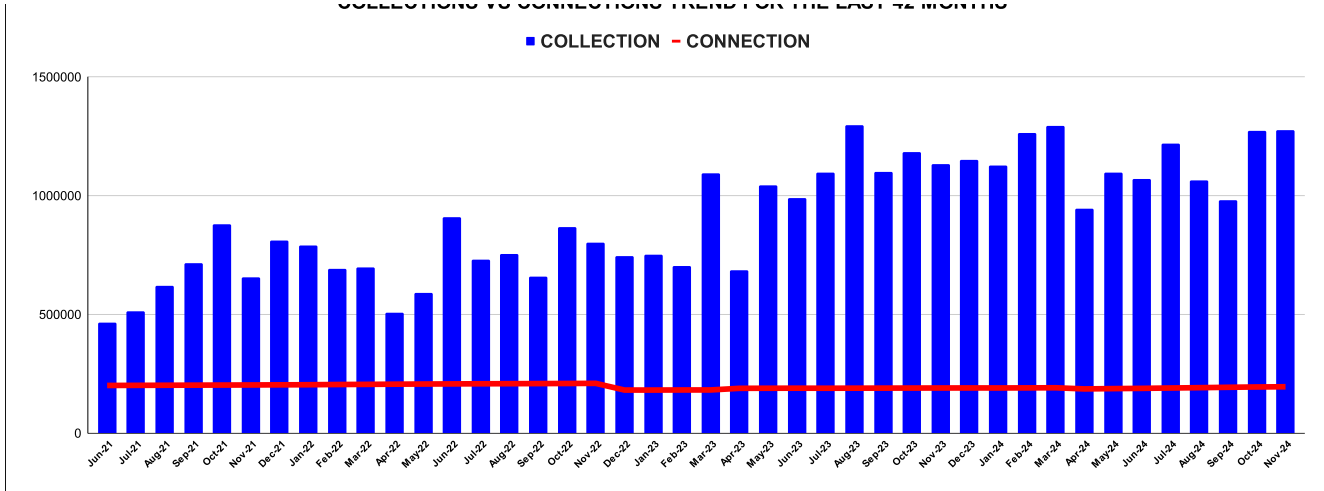


COLLECTION IN LAKHS

YEAR	April	May	June	July	August	September	October	November	December	January	February	March
2020-21	209.98	254.13	726.87	483.36	466.11	650.24	597.53	681.36	689.57	889.32	1,023.75	948.90
2021-22	392.65	212.63	464.30	511.89	619.08	715.51	878.13	656.05	810.19	790.04	691.18	697.89
2022-23	507.79	588.78	909.98	728.77	752.84	659.83	868.41	801.91	744.30	750.57	701.91	1,093.02
2023-24	684.38	1,042.06	988.07	1,096.36	1,295.48	1,098.83	1,184.58	1,131.89	1,150.08	1,126.40	1,264.12	1,292.93
2024-25	943.93	1,098.04	1,069.68	1,219.63	1,062.65	980.15	1,272.78	1,275.91				
YEAR	2020-21	2021-22	2022-23	2023-24	2024-25	2024-25 (Proj)						
COLLECTION IN LAKHS	7,621.13	7,439.55	9,108.12	13,355.16	8,922.78	13,384.17						



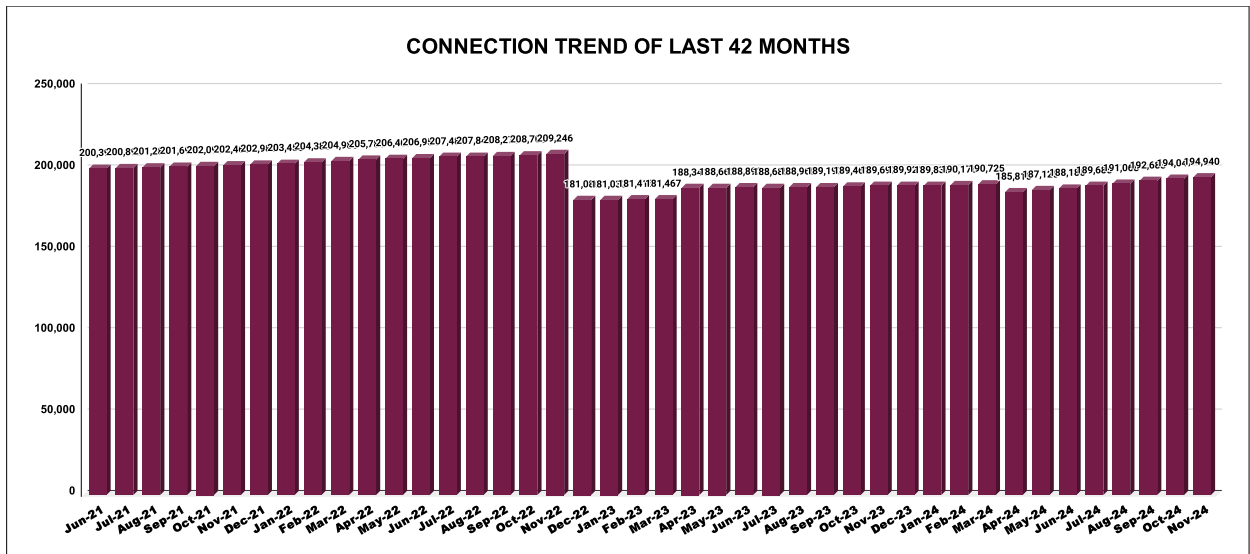
COLLECTIONS VS CONNECTIONS TREND FOR THE LAST 42 MONTHS



CONNECTION OF LAST 56 MONTHS

YEAR	April	May	June	July	August	September	October	November	December	January	February	March
2020-21	1,90,680	1,90,906	1,91,458	1,91,804	1,91,993	1,92,366	1,92,813	1,93,539	1,94,501	1,95,561	1,97,015	1,98,978
2021-22	1,99,991	2,00,185	2,00,394	2,00,892	2,01,287	2,01,690	2,02,091	2,02,461	2,02,988	2,03,450	2,04,380	2,04,985
2022-23	2,05,786	2,06,409	2,06,954	2,07,484	2,07,846	2,08,275	2,08,708	2,09,246	1,81,086	1,81,033	1,81,415	1,81,467
2023-24	1,88,341	1,88,662	1,88,892	1,88,685	1,88,968	1,89,197	1,89,461	1,89,697	1,89,921	1,89,838	1,90,176	1,90,725
2024-25	1,85,815	1,87,125	1,88,186	1,89,685	1,91,068	1,92,683	1,94,047	1,94,940				

CONNECTION TREND OF LAST 42 MONTHS

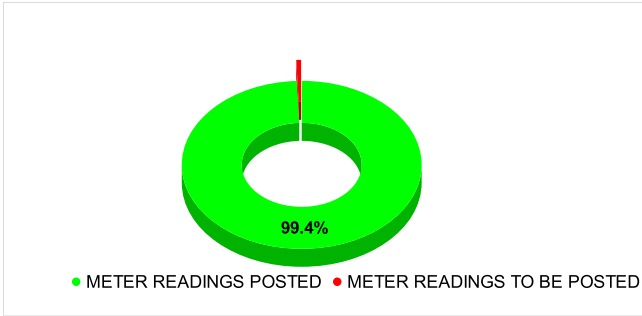


METER READING POSTING	Marks	Total marks	Rank
	20.78	16	12


Total No. of Live connection on June	Total No. of readings posted on June	Total Readings of June against 50% Total Live Connections of June 24
185,241	92,022	99.35%
Total No. of Live connection on August	Total No. of readings posted on August	Total Readings of August against 50% Total Live Connections of August 24
188,332	94,804	100.68%
Total No. of Live connection on October	Total No. of readings posted on October	Total Readings of October against 50% Total Live Connections of October 24
191,054	95,986	100.48%

Total No. of Live connection on July	Total No. of readings posted on July	Total Readings of July against 50% Total Live Connections of July 24
172,281	92,335	107.19%
Total No. of Live connection on September	Total No. of readings posted on September	Total Readings of September against 50% Total Live Connections of September 24
190,455	92,966	97.63%
Total No. of Live connection on November	Total No. of readings posted on November	Total Readings of November against 50% Total Live Connections of November 24
192,466	94,531	98.23%


METER READING POSTING % AGAINST NUMBER OF LIVE CONNECTIONS OF JUNE



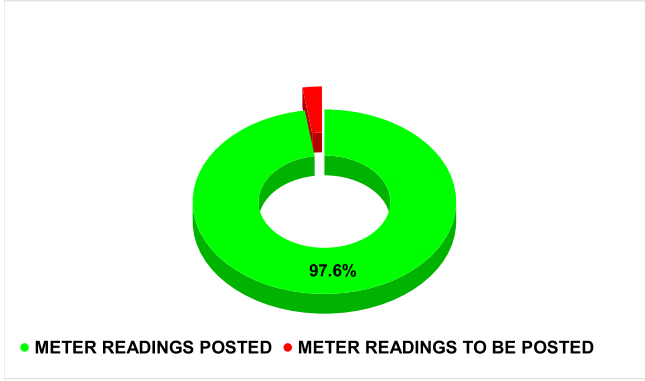
METER READING POSTING % AGAINST NUMBER OF LIVE CONNECTIONS OF JULY



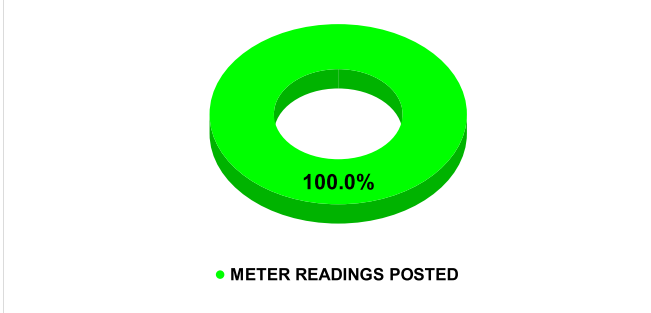
METER READING POSTING % AGAINST NUMBER OF LIVE CONNECTIONS OF AUGUST



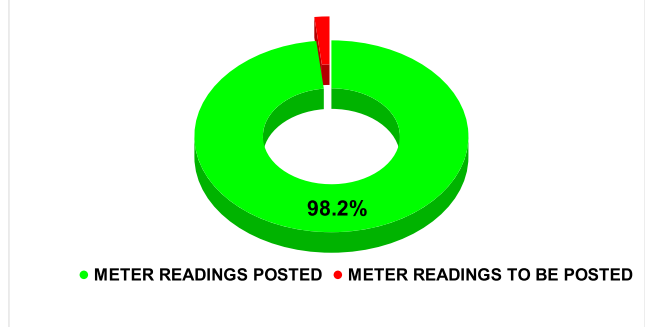
METER READING POSTING % AGAINST NUMBER OF LIVE CONNECTIONS OF SEPTEMBER



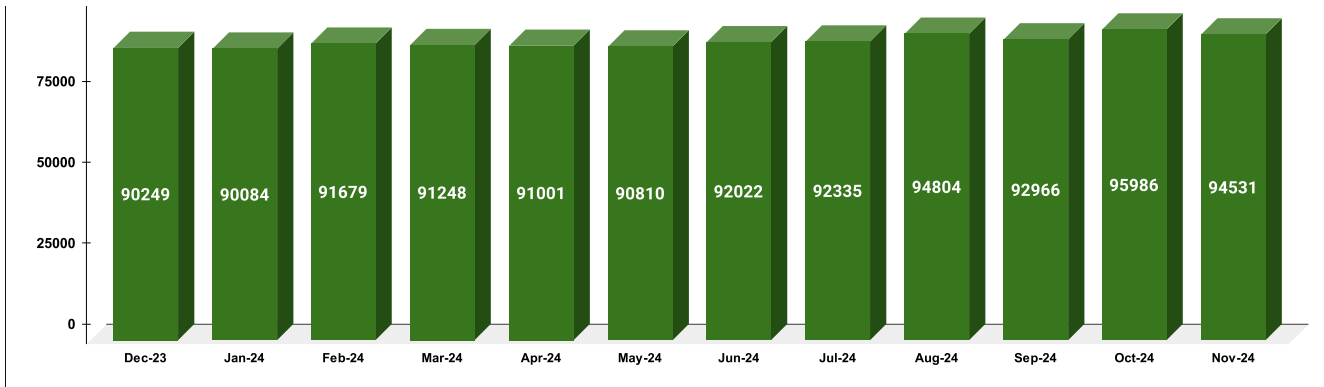
METER READING POSTING % AGAINST NUMBER OF LIVE CONNECTIONS OF OCTOBER



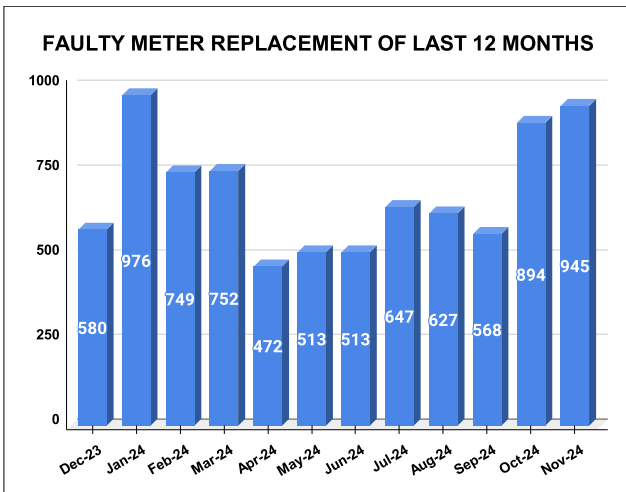
METER READING POSTING % AGAINST NUMBER OF LIVE CONNECTIONS OF NOVEMBER



METER READING POSTED FOR LAST 12 MONTHS

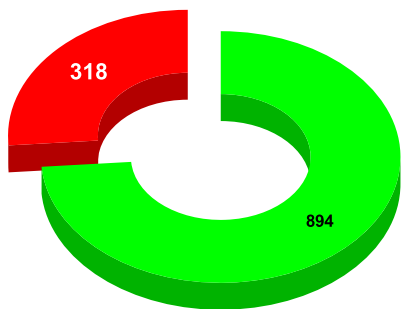


FAULTY METER Marks **18.38** Total marks **20** Rank **7**



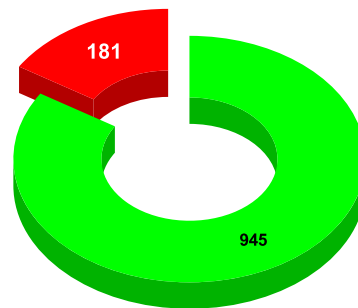
MONTH	Total No.of Faulty meters	Number of Faulty meter replaced	Number of Faulty meter pending
JUNE	919	513	406
JULY	856	647	209
AUGUST	1,010	627	383
SEPTEMBER	1,110	568	542
OCTOBER	1,212	894	318
NOVEMBER	1,126	945	181

FAULTY METER REPLACED VS FAULTY METER TO BE REPLACED ON OCTOBER



● NO OF FAULTY METERS REPLACED
● FAULTY METERS TO BE REPLACED

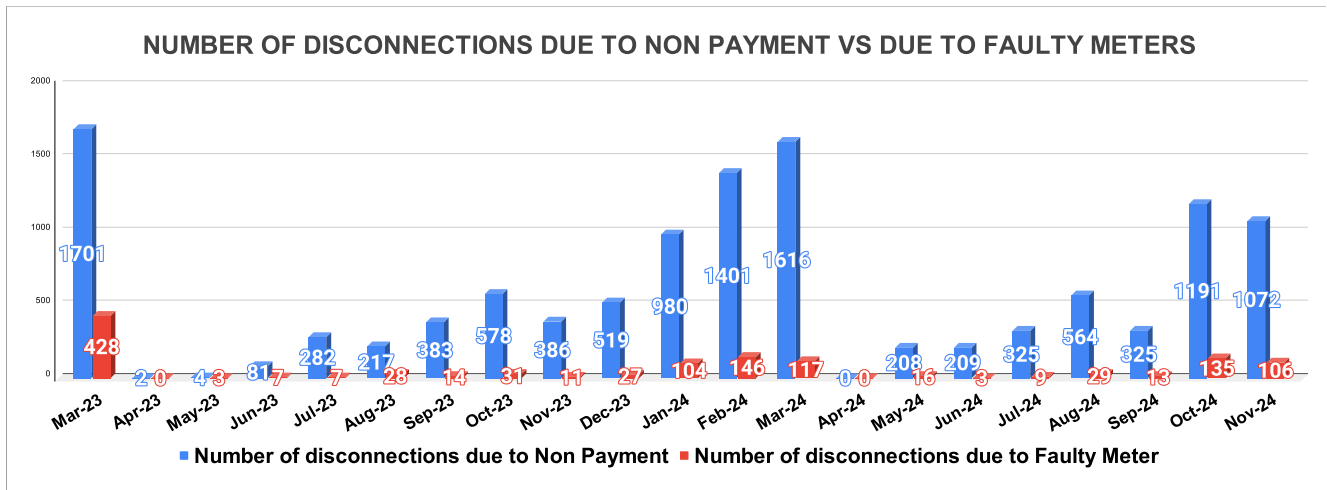
FAULTY METER REPLACED VS FAULTY METER TO BE REPLACED ON NOVEMBER



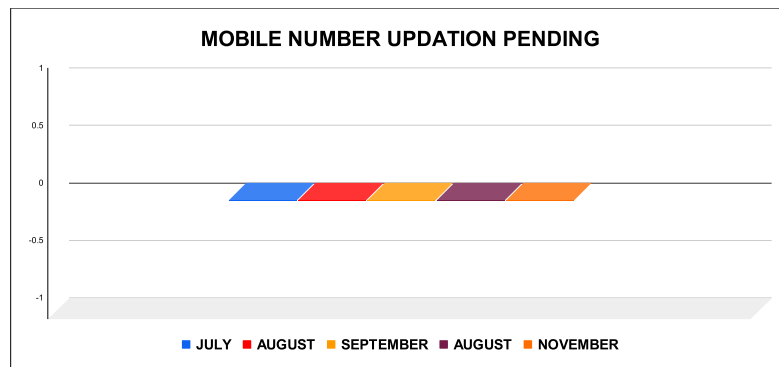
● NO OF FAULTY METERS REPLACED
● FAULTY METERS TO BE REPLACED

DISCONNECTION STATUS Marks **-** Total marks **-** Rank **-**

DISCONNECTI ONS	APRIL	MAY	JUNE	JULY	AUGUST	SEPTEMBER	OCTOBER	NOVEMBER	DECEMBER	JANUARY	FEBRUARY	MARCH
DUE TO NON PAYMENT ()	2	4	81	282	217	383	578	386	519	980	1401	1616
DUE TO FAULTY METER ()	0	3	7	7	28	14	31	11	27	104	146	117
DUE TO NON PAYMENT ()	0	208	209	325	564	325	1,191	1,072				
DUE TO FAULTY METER ()	0	16	3	9	29	13	135	106				



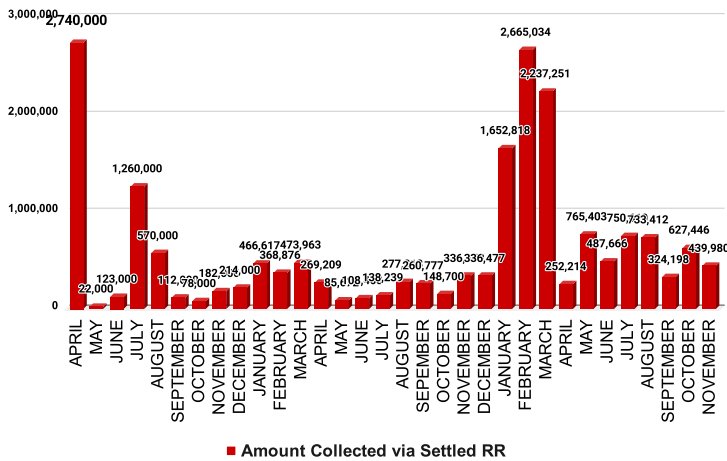
MOBILE NUMBER UPDATION	Marks	Total marks	Rank
	2.00	10	13



Mobile Number updation pending				
JULY	AUGUST	SEPTEMBER	OCTOBER	NOVEMBER
0	0	0	0	0

REVENUE RECOVERY STATUS	Marks	Total marks	Rank
	3.20	8	12

AMOUNT COLLECTED VIA SETTLED RR OF PREVIOUS MONTHS




MONTH	No of RR Notices Issued	No of RR Proceed	No Of RR Settled	Amount Collected via Settled RR
JUNE	88	39	44	487,666
JULY	83	97	56	750,610
AUGUST	148	41	53	733,412
SEPTEMBER	106	15	37	324,198
OCTOBER	306	142	113	627,446
NOVEMBER	451	129	55	439,980

JAL JEEVAN MISSION ROUTING

Marks	Total marks	Rank
10.00	10	12

CONNECTIONS ROUTED THROUGH E ABACUS & PENDING TO BE ROUTED AS ON OCT 2024




MONTH	Total No of JJM Connection	No of connection routed in e-abacus	Balance connection to be routed
JUNE	4,935	4,935	0

MONTH	Total No of JJM Connection	No of connection routed in e-abacus	Balance connection to be routed
JULY	5,002	5,002	0

MONTH	Total No of JJM Connection	No of connection routed in e-abacus	Balance connection to be routed
AUGUST	5,002	5,002	0

CONNECTIONS ROUTED THROUGH E ABACUS & PENDING TO BE ROUTED AS ON NOV 2024



MONTH	Total No of JJM Connection	No of connection routed in e-abacus	Balance connection to be routed
SEPTEMBER	5,002	5,002	0

MONTH	Total No of JJM Connection	No of connection routed in e-abacus	Balance connection to be routed
OCTOBER	5,002	5,002	0

MONTH	Total No of JJM Connection	No of connection routed in e-abacus	Balance connection to be routed
NOVEMBER	5,002	5,002	0

Sources of data

Revenue Collection Data	DCB based on E-abacus data collected from Divisions and consolidated by RMC
Amnesty Data	Summary of Live data submitted by Revenue Division via Google sheet shared
Meter Reading Data	Data collected from division via google sheets
Faulty Meter Replacement Data	Data collected from division via google sheets
JJM Reading Posting	Data collected from division via google sheets
Moile Number updation Status	Data collected from division via google sheets
Disconnection data	Data collected from division via google sheets
BPL data	Data provided from DBA
Arrear Break up	Govt. Arrear , Central Govt. Arrear as on November based on e-abacus ; LSGD data based on DCB
Total Arrears and Total Connections	Data from DCB
Top Defaulters	Arrear data from E-abacus as on November