



കേരള ജല അതോറിറ്റി

MUVATTUPUZHA	NOVEMBER	Report Generated at 07/01/2025 17:29:56	#N/A
---------------------	-----------------	---	-------------

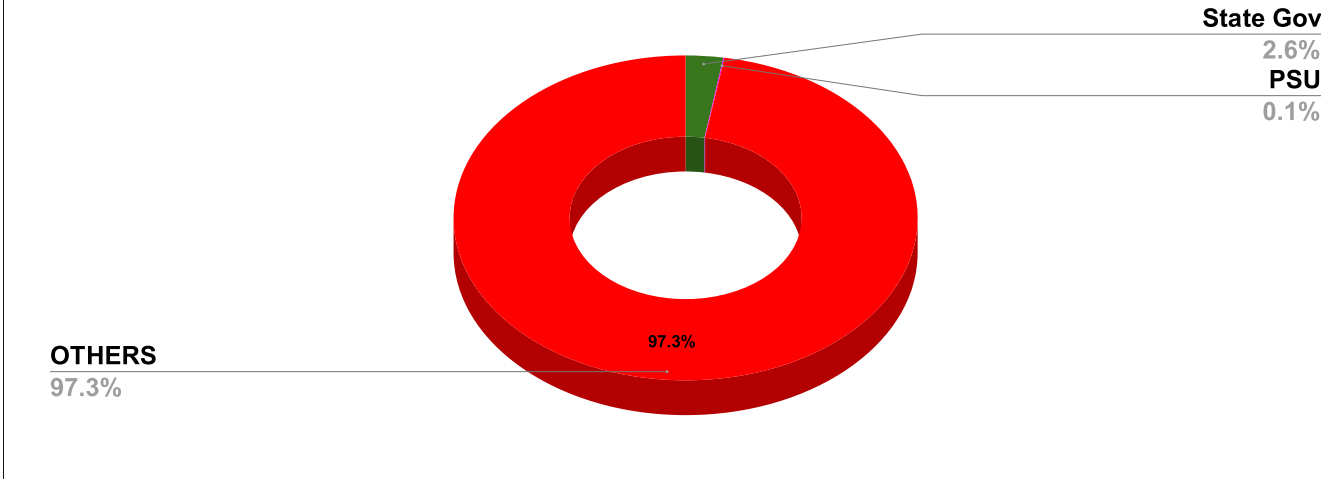
Name of Executive Engineer	Sri. Prasad K P
-----------------------------------	------------------------

Name of Revenue officer	Smt.Bindhu Menon
--------------------------------	-------------------------

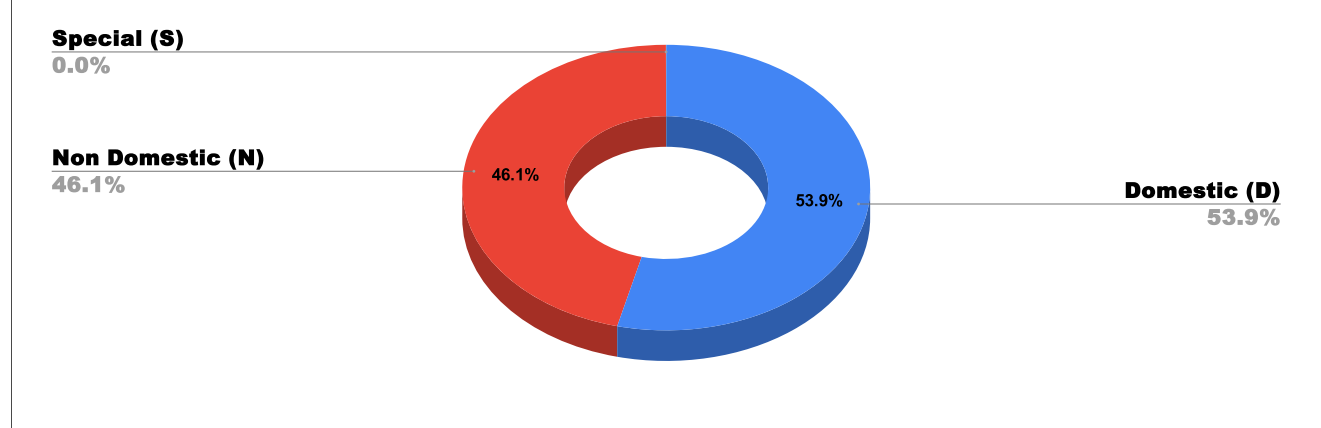
CONNECTIONS AS ON AS ON NOVEMBER :	1,18,669	ARREARS IN CRORE AS ON NOVEMBER :	7.62
---	-----------------	--	-------------

ARREARS				
STATE GOVERNMENT	CENTRAL GOVERNMENT	PSU	OTHERS	LSGD
64,58,606	2,948	1,84,471	24,10,76,562	0

ARREAR BREAK UP INCLUDING LSGD



ARREARS INCLUDING LSGD



DOMESTIC	NON DOMESTIC	INDUSTRIAL	SPECIAL	BULK SUPPLY	Panchayath WC-Street Taps	Municipality WC -Street Taps	Corporation WC -Street Taps
1,77,62,546	1,52,06,857	0	8,092	0	0	0	0

ARREARS WITH OUT LSGD

Special (S)

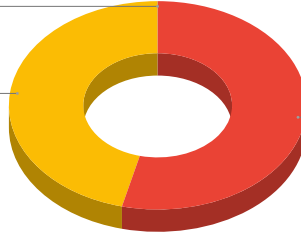
0.0%

Non Domestic (N)

46.1%

Domestic (D)

53.9%



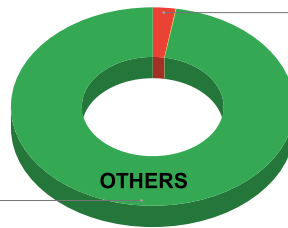
ARREAR BREAK UP WITH OUT LSGD

State Gov

2.6%

Domestic, Nondomestic and others

97.3%

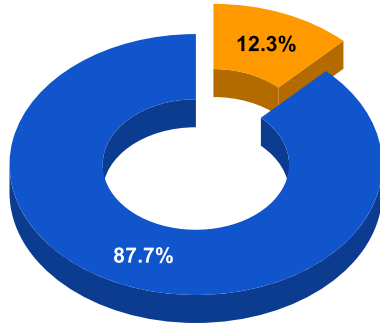


TOP DEFAULTERS OF MUVATTUPUZHA FOR THE MONTH OF NOVEMBER

SL NO	NAME	ARREAR
1	THAHASILDHAR, XVII, THALUK OFFICE (CIVIL STATION), KOTHAMANGALAM P O ,0485-2822298	13,13,924
2	P.R.MOHANAN, PEEDIKAPARAMBIL HOUSE, VELIYANADU P.O, ARAKKUNNAM	8,80,645
3	THE SECRATERY, MUNICIPALITY, KOTHAMANGALAM, SHOPPING COMPLEX (OPPOSIT CHERIYAPA LLY)	6,98,741
4	THE EXECUTIVE OFFICER, MANJALLOOR PANCHAYATHU, PRIMARY HEALTH CENTRE, MANJALLOOR - 048522260231	5,84,665
5	N A NAJEEB, PUNNOKKOTTIYIL H, KOTHAMANGALAM, .	4,06,957
6	THE SECRETARY, GRAMA PANCHAYATHU, MANJALLOOR (COMFORT STATION), VAZHAKKULAM 04852260231	3,69,585
7	THE BLOCK DEVELOPMENT OFFICE, KOTHAMANGALAM 349/IV, KOTTAPPADY PANCHAYATH, .	2,35,348
8	CHERIYAN K V (AB), KOTTAM KOTTIL6238311141, KADALI KADU, RR NO. 2024/19129/07 dt 2.9.24	1,71,684
9	EXISE CIRCLE INSPECTOR, EXISE OFFICE, MUVATTUPUZHA 2836717, MPA/739,ecomvpa.exe@kerala.gov.in	1,63,351
10	ASST PROJECT MANGER K S H B, REVENUE TOWER, KOTHAMANGALAM, .	91,293

BPL DATA

BPL CONNECTIONS AS % OF TOTAL LIVE CONNECTIONS



● BPL CONNECTIONS ● TOTAL LIVE CONNECTIONS

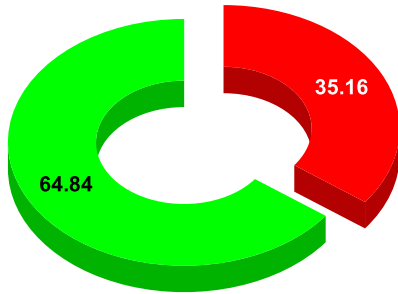
TOTAL NO OF BPL CONNECTIONS

AS ON JULY 2023	14,423
------------------------	---------------

COMPREHENSIVE INDEX

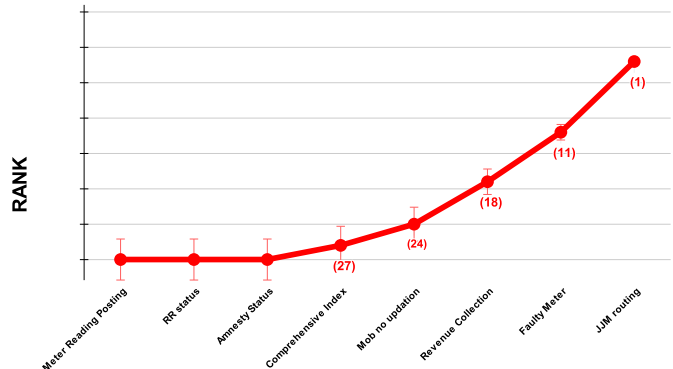
Marks	Total marks	Rank
#N/A	100	#N/A

MARKS OBTAINED



● Percent Score to be Achieved ● Percent Score Achieved

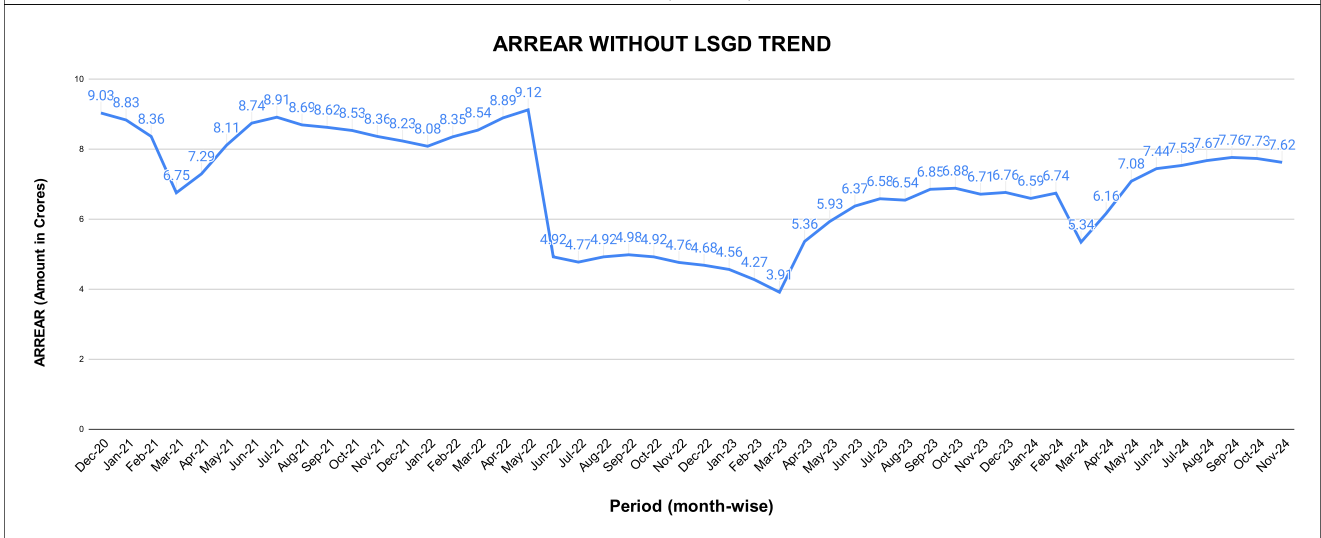
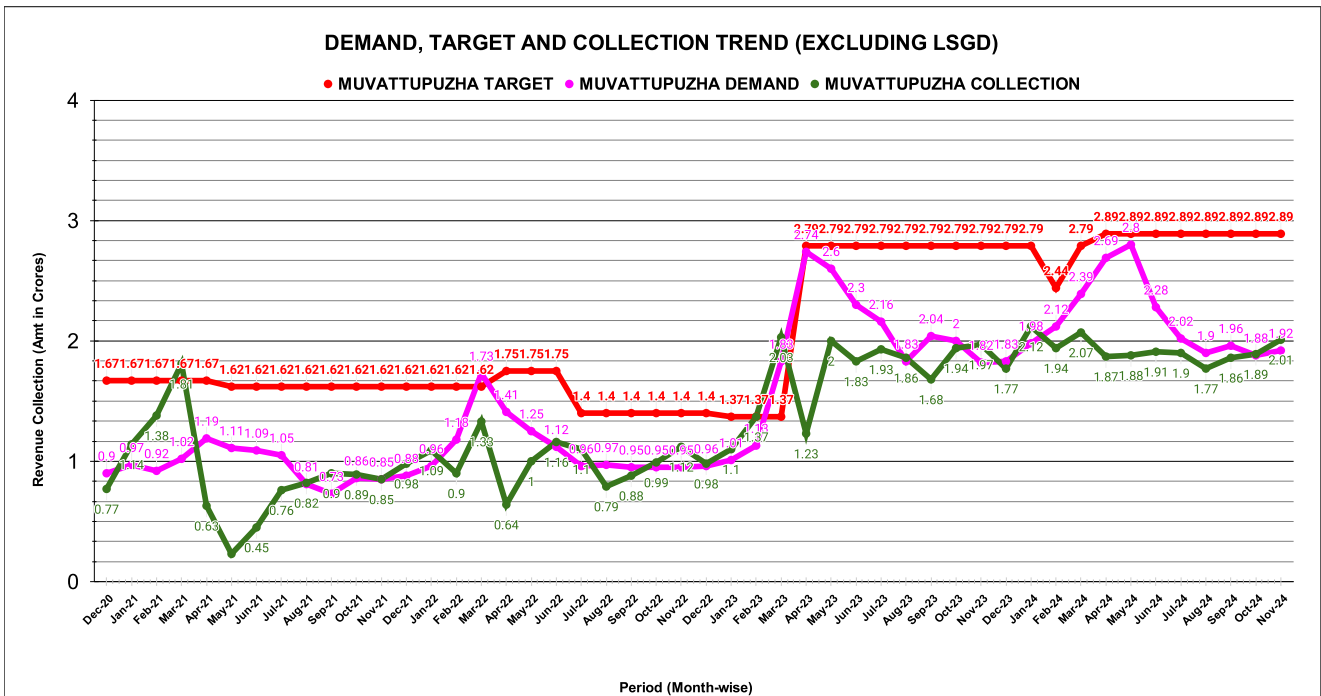
DIVISION RANK IN VARIOUS PARAMETERS



	Marks	Total marks	Rank
<u>COMPREHENSIVE INDEX</u>	#N/A	100	#N/A
<u>REVENUE COLLECTION ACHIEVEMENT</u>	23.49	25	8
<u>METER READING POSTING</u>	21.00	16	3
<u>FAULTY METER REPLACEMENT</u>	13.39	20	24
<u>MOBILE NO UPDATION</u>	1.91	10	28
<u>REVENUE RECOVERY STATUS</u>	2.87	8	14
<u>JAL JEEVAN MISSION ROUTING</u>	10.00	10	13
<u>AMNESTY</u>	2.87	11	

REVENUE COLLECTION ACHIEVEMENT

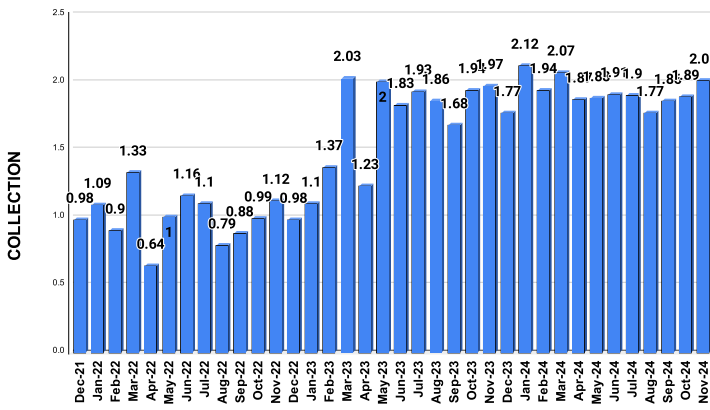
Marks	Total marks	Rank
23.49	25.00	8



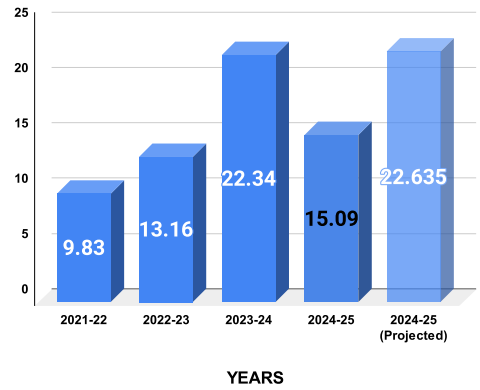
COLLECTION IN LAKHS

YEAR	April	May	June	July	August	September	October	November	December	January	February	March
2020-21	6.05	61.92	91.27	81.26	78.56	96.59	76.69	81.50	77.38	114.28	137.72	180.68
2021-22	62.83	23.13	45.35	75.89	82.12	90.23	88.99	85.47	98.07	108.96	90.47	133.06
2022-23	64.28	100.14	115.60	110.34	79.32	88.11	98.94	112.29	98.44	110.09	137.43	202.95
2023-24	122.82	200.18	182.82	193.21	186.17	167.85	194.29	196.93	176.79	211.58	194.06	207.36
2024-25	187.12	188.06	190.74	190.50	176.55	186.30	189.10	201.07				
YEAR	2020-21	2021-22	2022-23	2023-24	2024-25	2024-25 (Proj)						
COLLECTION IN LAKHS	1,083.90	984.57	1,317.94	2,234.05	1,509.44	2,264.16						

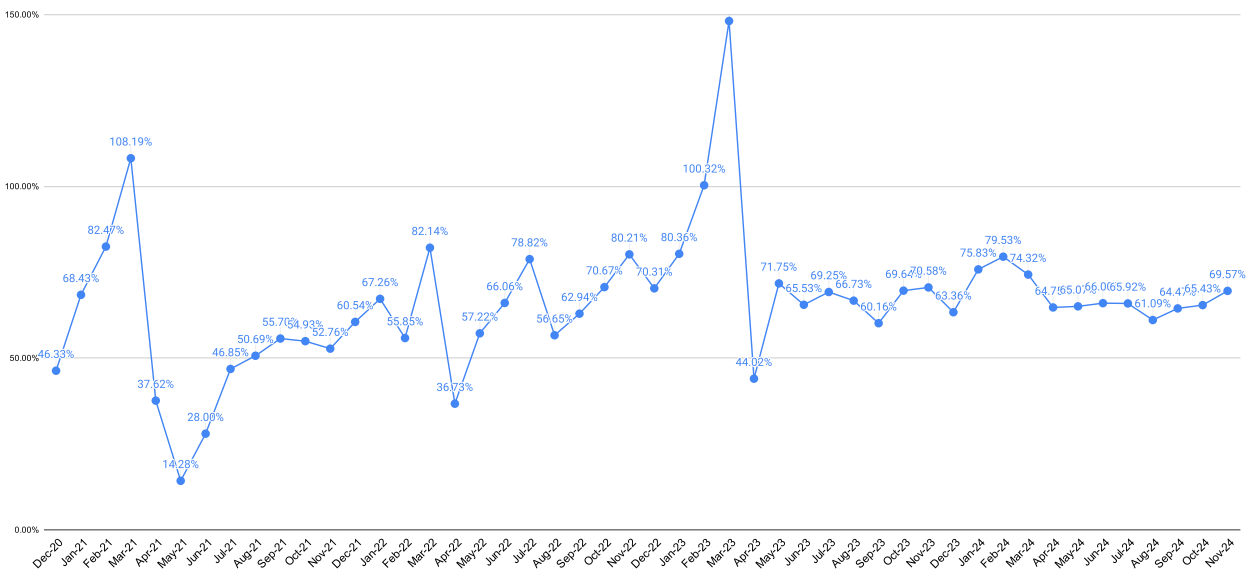
REVENUE COLLECTION TREND



REVENUE COLLECTION FOR LAST 3 YEARS IN CRORES

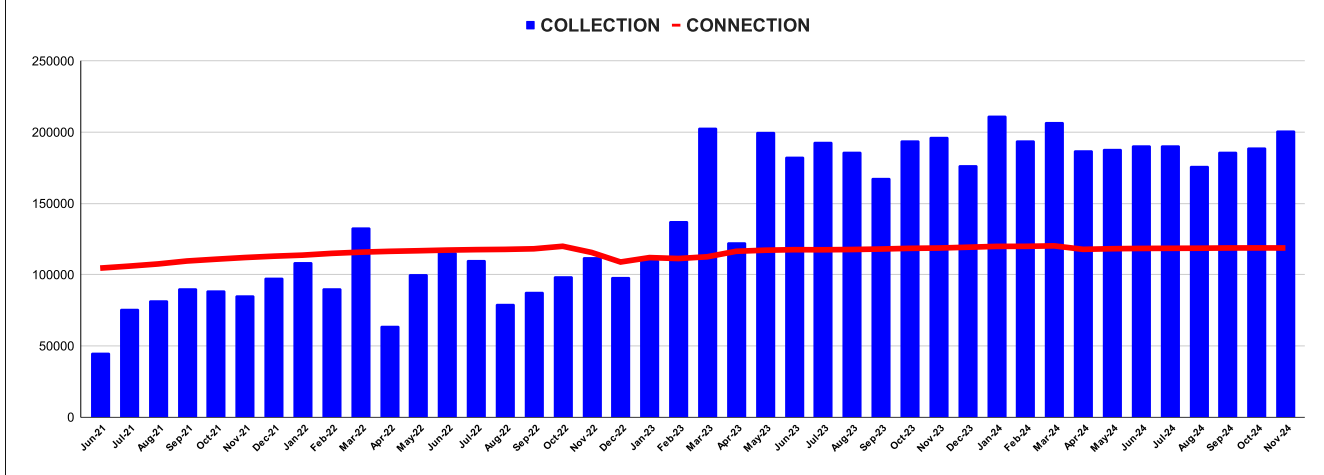


REVENUE COLLECTION ACHIEVEMENT IN PERCENTAGE



COLLECTIONS VS CONNECTIONS TREND FOR THE LAST 42 MONTHS

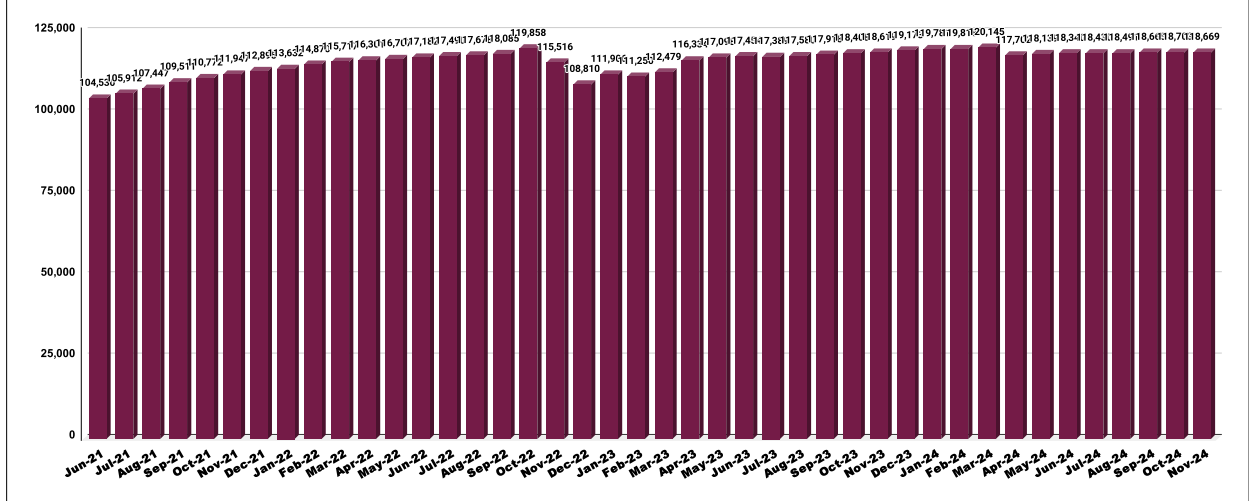
COLLECTION VS CONNECTIONS TREND FOR THE LAST 42 MONTHS



CONNECTION OF LAST 56 MONTHS

YEAR	April	May	June	July	August	September	October	November	December	January	February	March
2020-21	82,755	82,987	83,182	83,293	83,414	83,572	83,810	93,386	93,386	95,662	97,639	1,01,132
2021-22	1,03,057	1,03,110	1,04,530	1,05,912	1,07,447	1,09,511	1,10,772	1,11,947	1,12,895	1,13,632	1,14,870	1,15,717
2022-23	1,16,301	1,16,707	1,17,182	1,17,490	1,17,678	1,18,085	1,19,858	1,15,516	1,08,810	1,11,906	1,11,250	1,12,479
2023-24	1,16,334	1,17,098	1,17,454	1,17,389	1,17,580	1,17,918	1,18,408	1,18,619	1,19,173	1,19,781	1,19,818	1,20,145
2024-25	1,17,702	1,18,139	1,18,340	1,18,430	1,18,491	1,18,665	1,18,703	1,18,669				

CONNECTION TREND OF LAST 42 MONTHS




METER READING POSTING

Marks	Total marks	Rank
21.00	16	3


Total No. of Live connection on June	Total No. of readings posted on June	Total Readings of June against 50% Total Live Connections of June 24
113,894	57,683	101.29%
Total No. of Live connection on August	Total No. of readings posted on August	Total Readings of August against 50% Total Live Connections of August 24
113,712	57,629	101.36%
Total No. of Live connection on October	Total No. of readings posted on October	Total Readings of October against 50% Total Live Connections of October 24
113,086	58,854	104.09%

Total No. of Live connection on July	Total No. of readings posted on July	Total Readings of July against 50% Total Live Connections of July 24
113,771	56,906	100.04%
Total No. of Live connection on September	Total No. of readings posted on September	Total Readings of September against 50% Total Live Connections of September 24
113,365	56,825	100.25%
Total No. of Live connection on November	Total No. of readings posted on November	Total Readings of November against 50% Total Live Connections of November 24
112,773	57,024	101.13%


METER READING POSTING % AGAINST NUMBER OF LIVE CONNECTIONS OF JUNE



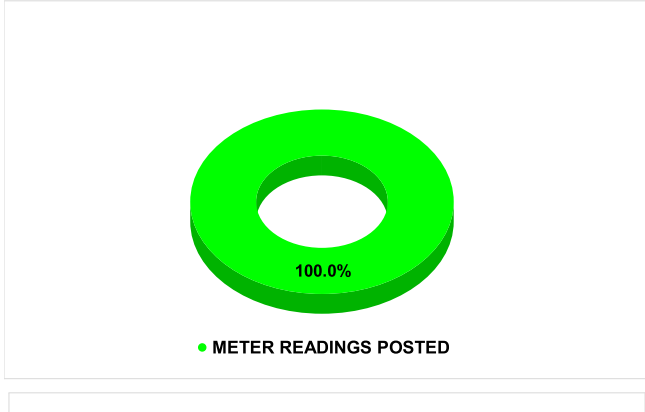
METER READING POSTING % AGAINST NUMBER OF LIVE CONNECTIONS OF JULY




METER READING POSTING % AGAINST NUMBER OF LIVE CONNECTIONS OF AUGUST




METER READING POSTING % AGAINST NUMBER OF LIVE CONNECTIONS OF SEPTEMBER



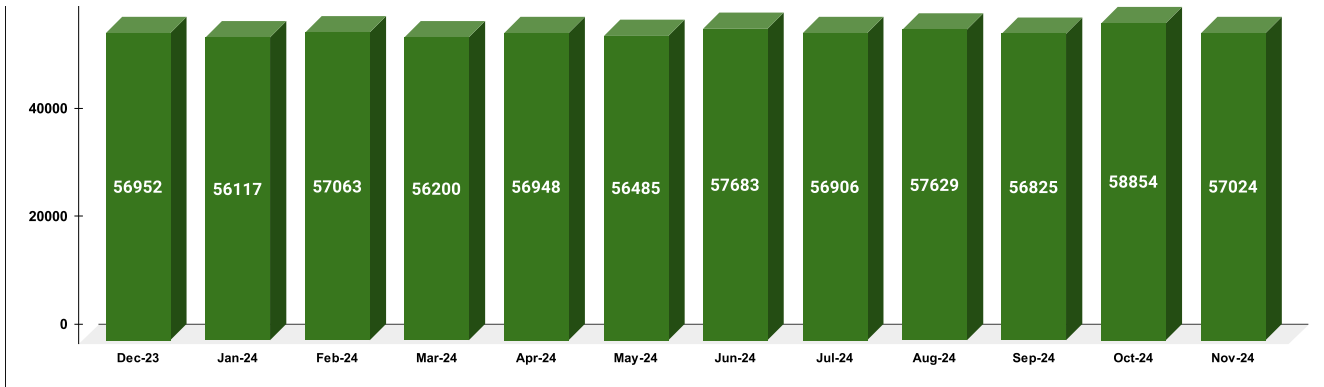
METER READING POSTING % AGAINST NUMBER OF LIVE CONNECTIONS OF OCTOBER



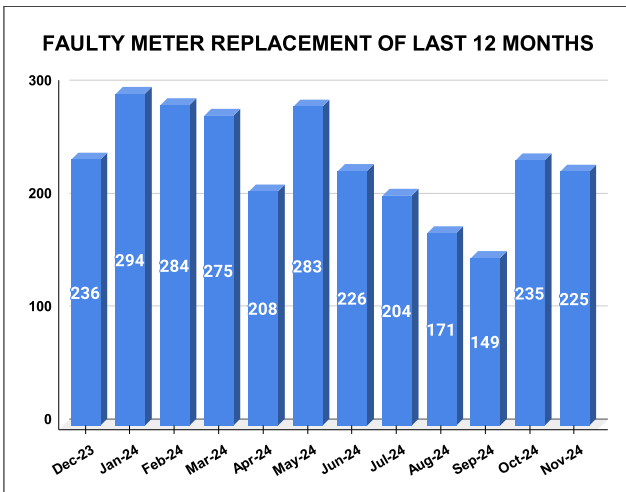
METER READING POSTING % AGAINST NUMBER OF LIVE CONNECTIONS OF NOVEMBER



METER READING POSTED FOR LAST 12 MONTHS

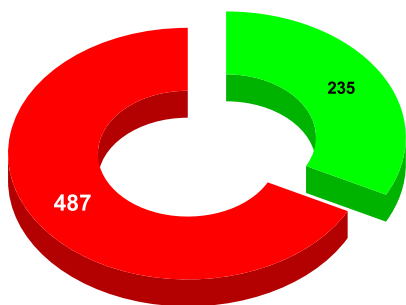


FAULTY METER Marks **13.39** Total marks **20** Rank **24**



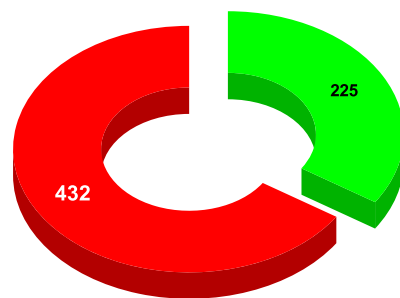
MONTH	Total No.of Faulty meters	Number of Faulty meter replaced	Number of Faulty meter pending
JUNE	784	226	558
JULY	767	204	563
AUGUST	745	171	574
SEPTEMBER	758	149	609
OCTOBER	722	235	487
NOVEMBER	657	225	432

FAULTY METER REPLACED VS FAULTY METER TO BE REPLACED ON OCTOBER



● NO OF FAULTY METERS REPLACED
● FAULTY METERS TO BE REPLACED

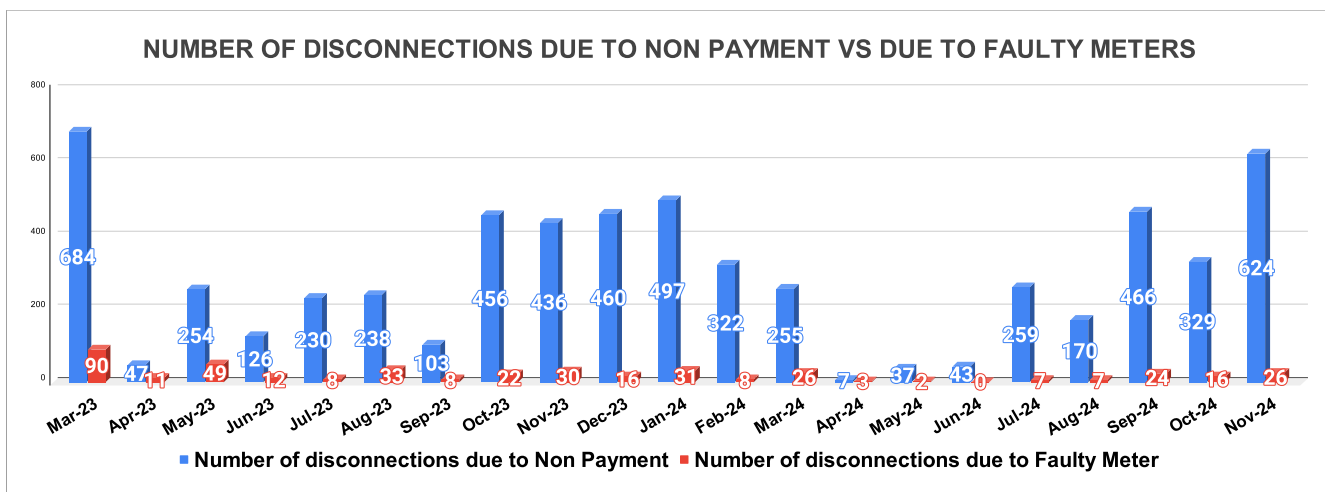
FAULTY METER REPLACED VS FAULTY METER TO BE REPLACED ON NOVEMBER



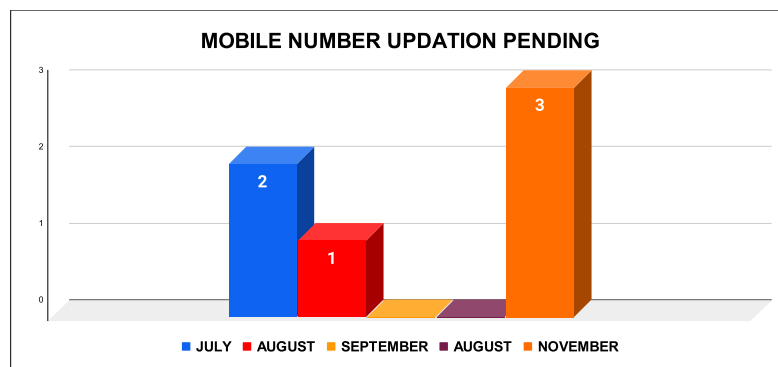
● NO OF FAULTY METERS REPLACED
● FAULTY METERS TO BE REPLACED

DISCONNECTION STATUS Marks **-** Total marks **-** Rank **-**

DISCONNECTI ONS	APRIL	MAY	JUNE	JULY	AUGUST	SEPTEMBER	OCTOBER	NOVEMBER	DECEMBER	JANUARY	FEBRUARY	MARCH
DUE TO NON PAYMENT ()	47	254	126	230	238	103	456	436	460	497	322	255
DUE TO FAULTY METER ()	11	49	12	8	33	8	22	30	16	31	8	26
DUE TO NON PAYMENT ()	7	37	43	259	170	466	329	624				
DUE TO FAULTY METER ()	3	2	0	7	7	24	16	26				



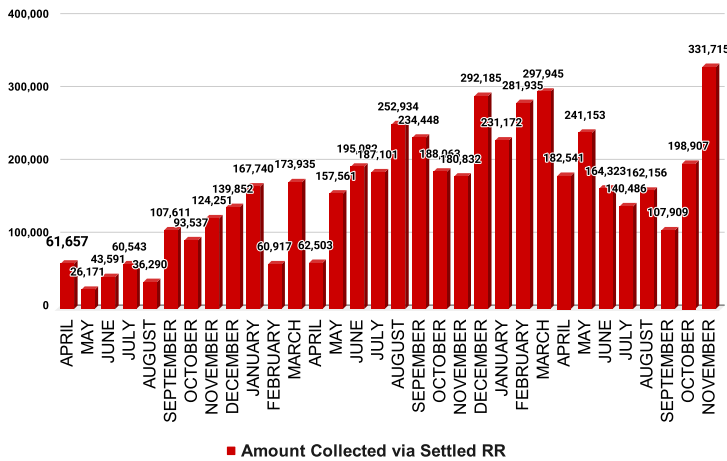
MOBILE NUMBER UPDATION	Marks	Total marks	Rank
	1.91	10	28



Mobile Number updation pending				
JULY	AUGUST	SEPTEMBER	OCTOBER	NOVEMBER
2	1	0	0	3

REVENUE RECOVERY STATUS	Marks	Total marks	Rank
	2.87	8	14

AMOUNT COLLECTED VIA SETTLED RR OF PREVIOUS MONTHS




MONTH	No of RR Notices Issued	No of RR Proceed	No Of RR Settled	Amount Collected via Settled RR
JUNE	20	53	35	164,323
JULY	145	174	49	140,486
AUGUST	88	193	39	162,156
SEPTEMBER	199	24	27	107,909
OCTOBER	138	38	40	198,907
NOVEMBER	431	100	96	331,715

JAL JEEVAN MISSION ROUTING

Marks	Total marks	Rank
10.00	10	13

CONNECTIONS ROUTED THROUGH E ABACUS & PENDING TO BE ROUTED AS ON OCT 2024



MONTH	Total No of JJM Connection	No of connection routed in e-abacus	Balance connection to be routed
JUNE	25,529	25,470	59

MONTH	Total No of JJM Connection	No of connection routed in e-abacus	Balance connection to be routed
JULY	25,583	25,568	15


MONTH	Total No of JJM Connection	No of connection routed in e-abacus	Balance connection to be routed
AUGUST	34,470	34,430	40

MONTH	Total No of JJM Connection	No of connection routed in e-abacus	Balance connection to be routed
SEPTEMBER	34,673	34,673	0

MONTH	Total No of JJM Connection	No of connection routed in e-abacus	Balance connection to be routed
OCTOBER	34,789	34,789	0

MONTH	Total No of JJM Connection	No of connection routed in e-abacus	Balance connection to be routed
NOVEMBER	34,885	34,885	0

CONNECTIONS ROUTED THROUGH E ABACUS & PENDING TO BE ROUTED AS ON NOV 2024



Sources of data

Revenue Collection Data	DCB based on E-abacus data collected from Divisions and consolidated by RMC
Amnesty Data	Summary of Live data submitted by Revenue Division via Google sheet shared
Meter Reading Data	Data collected from division via google sheets
Faulty Meter Replacement Data	Data collected from division via google sheets
JJM Reading Posting	Data collected from division via google sheets
Moile Number updation Status	Data collected from division via google sheets
Disconnection data	Data collected from division via google sheets
BPL data	Data provided from DBA
Arrear Break up	Govt. Arrear , Central Govt. Arrear as on November based on e-abacus ; LSGD data based on DCB
Total Arrears and Total Connections	Data from DCB
Top Defaulters	Arrear data from E-abacus as on November