



കേരള ജല അതോറിറ്റി

THODUPUZHA	NOVEMBER	Report Generated at 07/01/2025 17:29:40	Rank-5
-------------------	-----------------	---	---------------

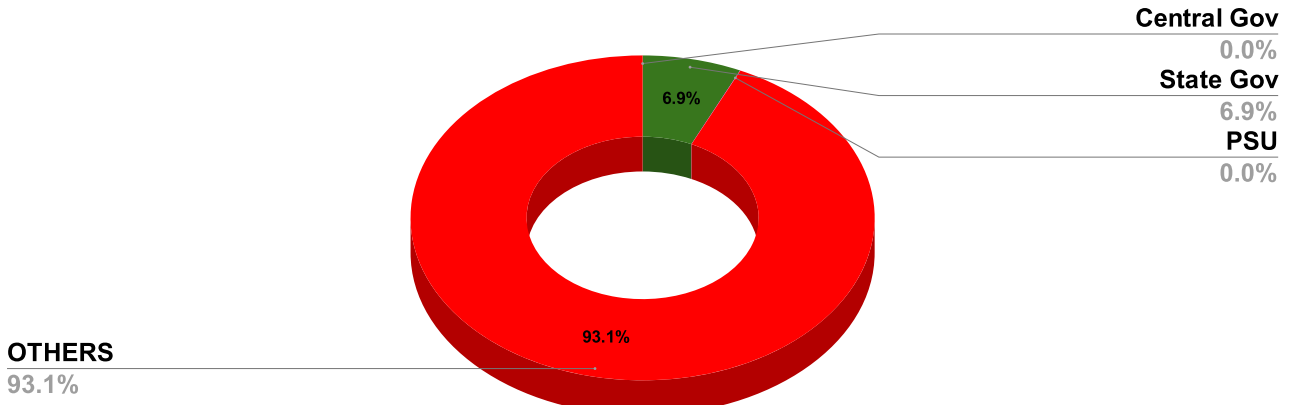
Name of Executive Engineer	Sri. Saji T N
-----------------------------------	---------------

Name of Revenue officer	Smt.Minimol.M.M
--------------------------------	-----------------

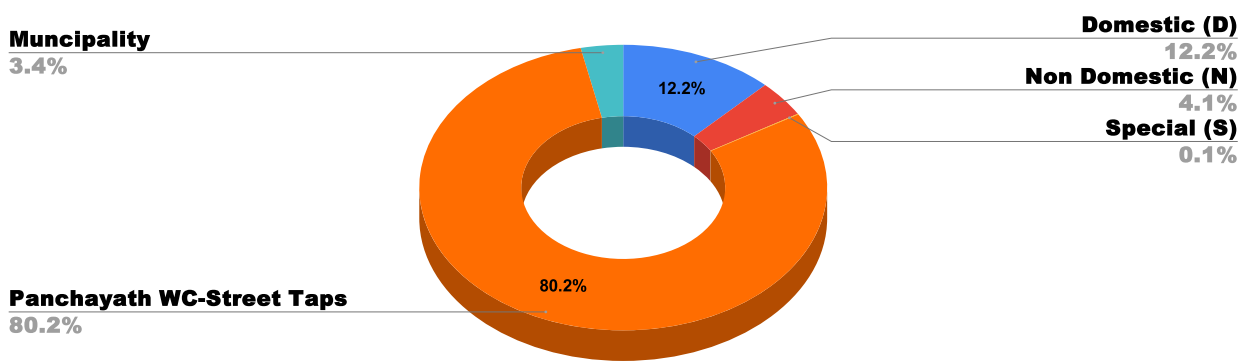
CONNECTIONS AS ON AS ON NOVEMBER :	43,855	ARREARS IN CRORE AS ON NOVEMBER :	3.98
---	---------------	--	-------------

ARREARS				
STATE GOVERNMENT	CENTRAL GOVERNMENT	PSU	OTHERS	LSGD
1,85,63,743	15,623	64,921	25,05,71,182	20,24,96,519

ARREAR BREAK UP INCLUDING LSGD



ARREARS INCLUDING LSGD



DOMESTIC	NON DOMESTIC	INDUSTRIAL	SPECIAL	BULK SUPPLY	Panchayath WC-Street Taps	Municipality WC -Street Taps	Corporation WC - Street Taps
2,96,83,275	99,69,223	1,431	1,76,822	0	19,43,70,128	81,26,391	0

ARREARS WITH OUT LSGD

Special (S)

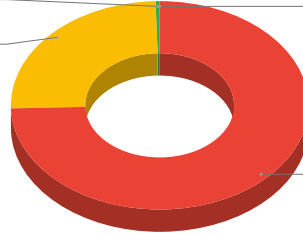
0.4%

Non Domestic (N)

25.0%

Industrial (I)

0.0%



Domestic (D)

74.5%

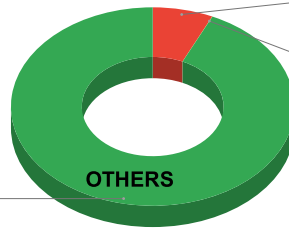
ARREAR BREAK UP WITH OUT LSGD

State Gov

6.9%

PSU

0.0%



Domestic, Nondomestic and others

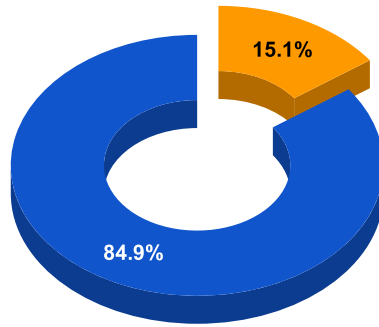
93.1%

TOP DEFAULTERS OF THODUPUZHA FOR THE MONTH OF NOVEMBER

SL NO	NAME	ARREAR
1	THE SUPERINTENDANTT, GOVT. MEDICAL COLLEGE, IDUKKI, 9847214888	42,08,934
2	THE HEAD MASTER, GOVERNMENT H. S., MUTTOM P.O, 9526691009	25,05,971
3	THE ASST WILD LIFE PRESERVATION OFFICER, FLYING SQUARD, KUMILY, THEKKADY	14,32,817
4	THE MANAGER, HAILUBURIA TEA ESTATE, HAILYBURIA.P.O, ELAPPARA	13,14,762
5	THE PRINCIPAL, A/1051/2020/GMCI, NEW OP BLOCK 9447822911, GOVERNMENT MEDICAL COLLEGE IDUKKI	13,05,003
6	THE ASST WILD LIFE PRESERVATION OFFICER, NATURAL PARK, KUMILY, THEKKADY	12,70,947
7	SUPERINDEPENDENT OF POLICE, DCIDK/1635/2018-EI(F), SP OFFICE, PAINAVU PO, IDUKKI	11,28,881
8	THE ASST WILD LIFE PRESERVATION OFFICER, KUMILY, THEKKADY,	10,00,309
9	THE THAHASILDHAR, MINI CIVIL STATION ADDIITIONAL BLOCK, THODUPUZHA, 9447029503	7,67,565
10	THE HEAD MASTER, ST. GEORGE HIGH SCHOOL, MUKKULAM EAST P.O, PH. 04828286499	7,24,726

BPL DATA

BPL CONNECTIONS AS % OF TOTAL LIVE CONNECTIONS



● BPL CONNECTIONS ● TOTAL LIVE CONNECTIONS

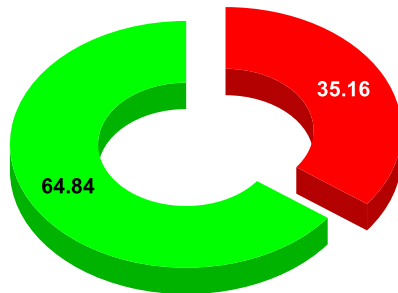
TOTAL NO OF BPL CONNECTIONS

AS ON JULY 2023 9,405

COMPREHENSIVE INDEX

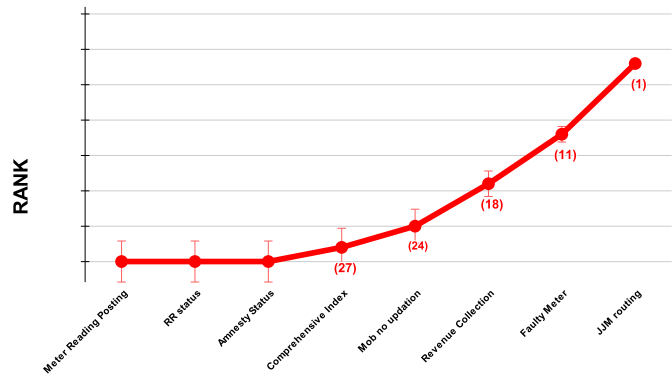
Marks	Total marks	Rank
75.51	100	5

MARKS OBTAINED



● Percent Score to be Achieved ● Percent Score Achieved

DIVISION RANK IN VARIOUS PARAMETERS



COMPREHENSIVE INDEX

REVENUE COLLECTION ACHIEVEMENT

METER READING POSTING

FAULTY METER REPLACEMENT

MOBILE NO UPDATION

REVENUE RECOVERY STATUS

JAL JEEVAN MISSION ROUTING

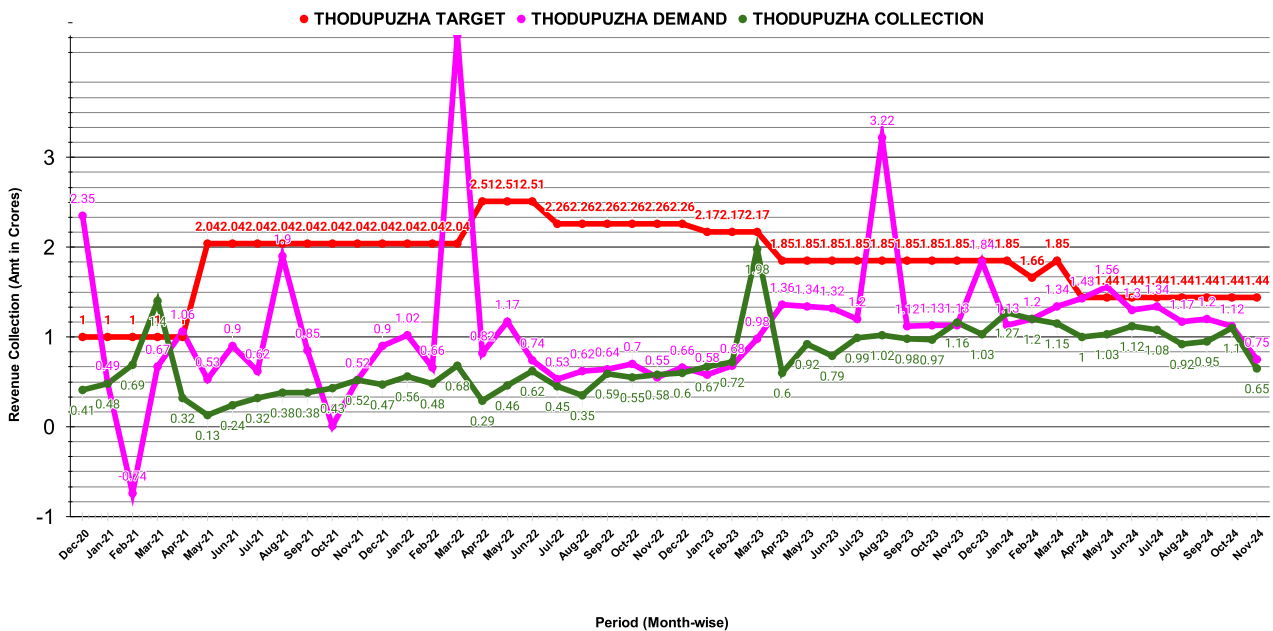
AMNESTY

Marks	Total marks	Rank
75.51	100	5
25.49	25	4
20.12	16	25
16.32	20	13
2.00	10	15
1.80	8	20
9.78	10	28
1.80	11	

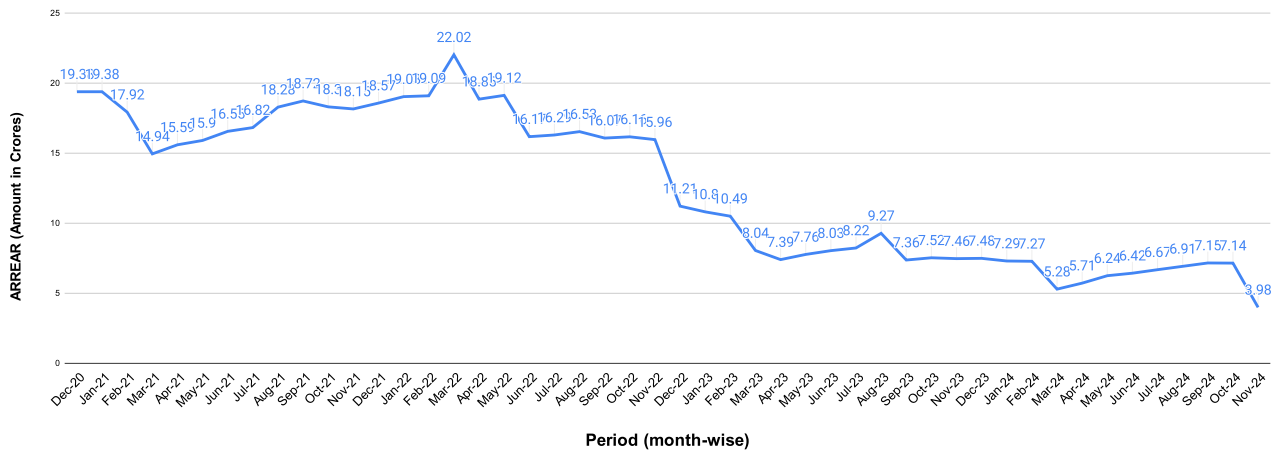
REVENUE COLLECTION ACHIEVEMENT

Marks	Total marks	Rank
25.49	25.00	4

DEMAND, TARGET AND COLLECTION TREND (EXCLUDING LSGD)



ARREAR WITHOUT LSGD TREND

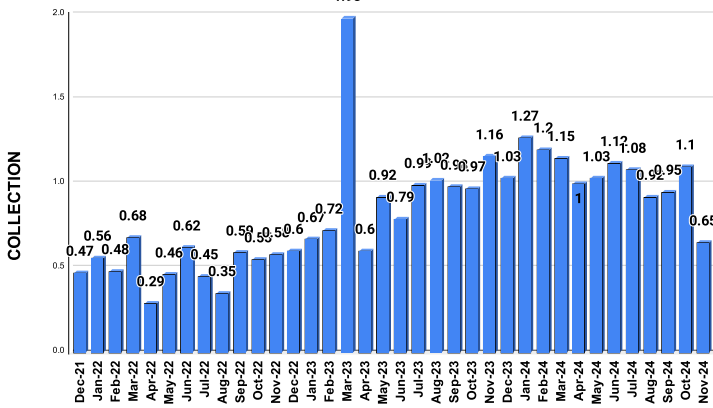


COLLECTION IN LAKHS

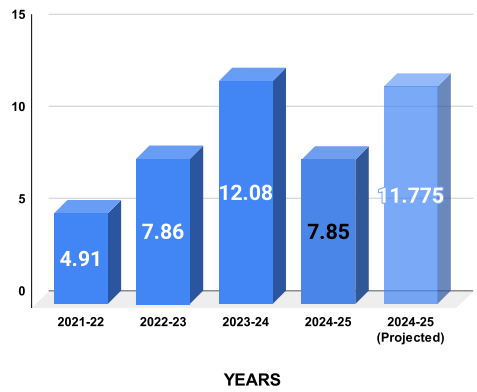
YEAR	April	May	June	July	August	September	October	November	December	January	February	March
2020-21	2.07	22.80	39.47	32.54	26.30	29.96	36.99	34.76	41.40	47.52	68.97	140.36
2021-22	32.40	12.93	24.30	32.26	37.98	38.37	43.09	52.23	46.92	55.86	47.88	68.40
2022-23	28.88	45.63	61.52	45.34	34.95	58.98	55.31	57.69	60.25	66.68	71.69	198.07
2023-24	59.55	91.99	78.52	98.90	102.31	97.80	96.98	115.53	102.69	127.05	120.18	114.56
2024-25	100.05	103.14	112.33	107.53	92.47	94.97	110.33	64.89				

YEAR	2020-21	2021-22	2022-23	2023-24	2024-25	2024-25 (Proj)
COLLECTION IN LAKHS	523.13	492.62	784.98	1,206.06	785.71	1,178.56

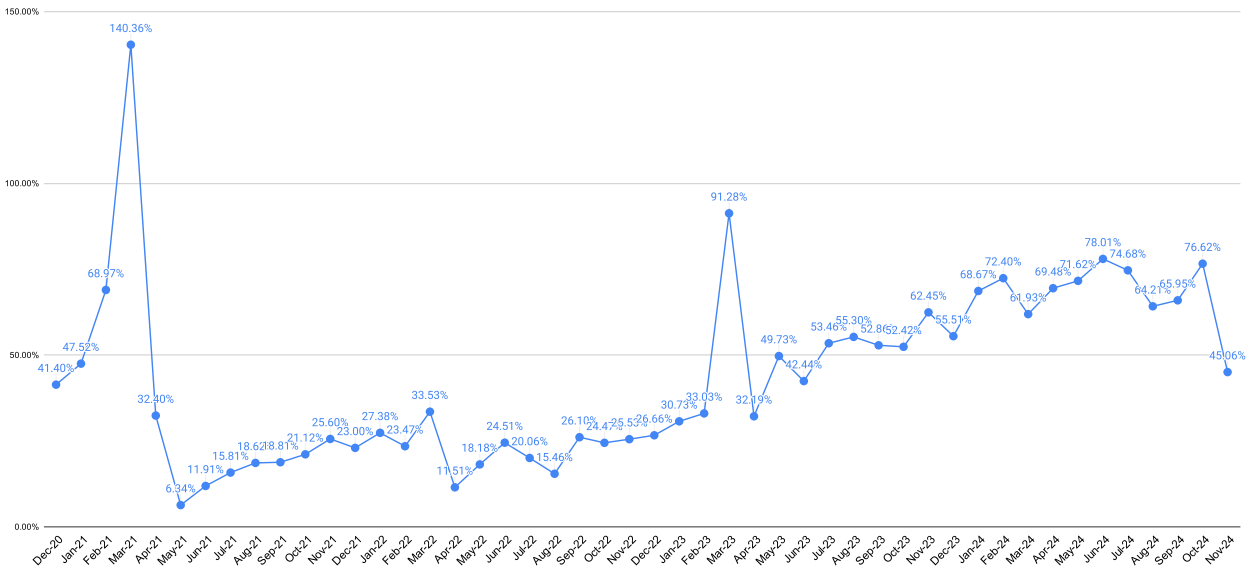
REVENUE COLLECTION TREND



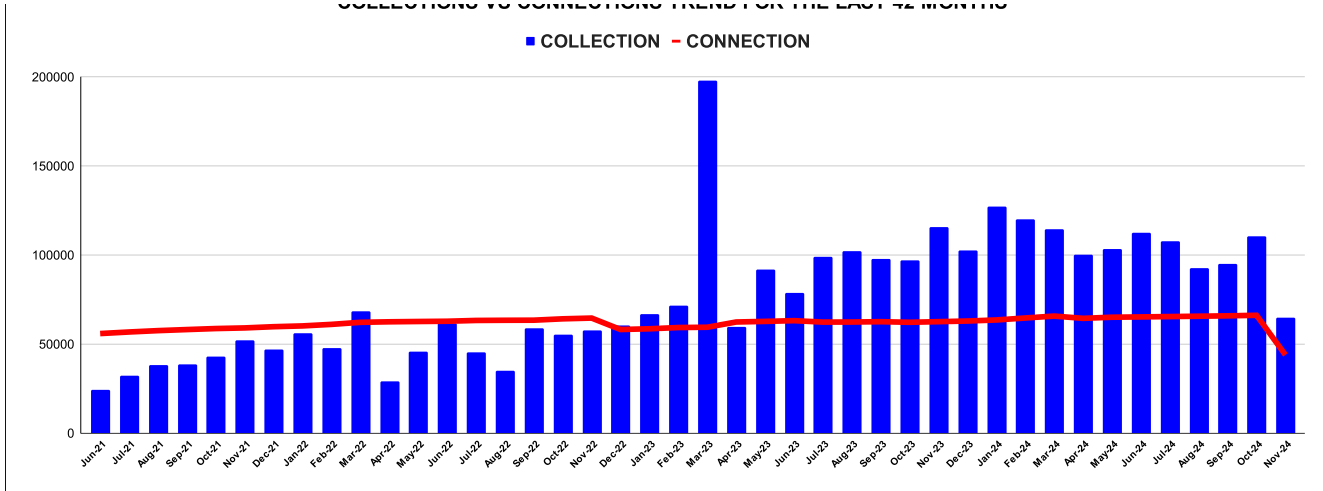
REVENUE COLLECTION FOR LAST 3 YEARS IN CRORES



REVENUE COLLECTION ACHIEVEMENT IN PERCENTAGE



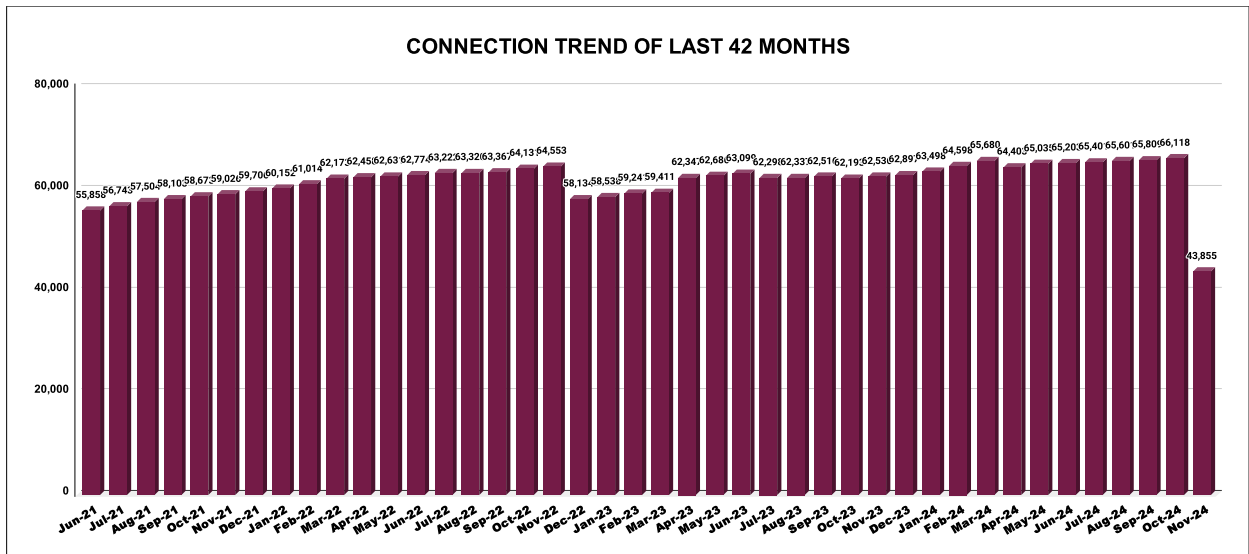
COLLECTION VS CONNECTIONS TREND FOR THE LAST 42 MONTHS



CONNECTION OF LAST 56 MONTHS

YEAR	April	May	June	July	August	September	October	November	December	January	February	March
2020-21	37,608	37,821	38,179	38,396	38,493	38,628	38,857	43,136	44,177	46,365	48,926	52,720
2021-22	54,126	55,061	55,858	56,743	57,504	58,103	58,673	59,026	59,706	60,152	61,014	62,173
2022-23	62,458	62,631	62,774	63,222	63,320	63,367	64,131	64,553	58,134	58,538	59,241	59,411
2023-24	62,347	62,686	63,099	62,298	62,337	62,516	62,193	62,536	62,897	63,498	64,598	65,680
2024-25	64,403	65,035	65,203	65,401	65,601	65,809	66,118	43,855				

CONNECTION TREND OF LAST 42 MONTHS



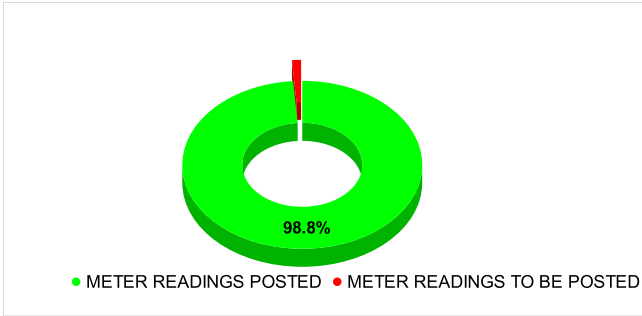
METER READING POSTING

Marks	Total marks	Rank
20.12	16	25


Total No. of Live connection on June	Total No. of readings posted on June	Total Readings of June against 50% Total Live Connections of June 24
41,456	20,476	98.78%
Total No. of Live connection on August	Total No. of readings posted on August	Total Readings of August against 50% Total Live Connections of August 24
42,333	20,568	97.17%
Total No. of Live connection on October	Total No. of readings posted on October	Total Readings of October against 50% Total Live Connections of October 24
44,129	20,429	92.59%

Total No. of Live connection on July	Total No. of readings posted on July	Total Readings of July against 50% Total Live Connections of July 24
42,307	22,625	106.96%
Total No. of Live connection on September	Total No. of readings posted on September	Total Readings of September against 50% Total Live Connections of September 24
44,056	22,460	101.96%
Total No. of Live connection on November	Total No. of readings posted on November	Total Readings of November against 50% Total Live Connections of November 24
43,795	21,139	96.54%

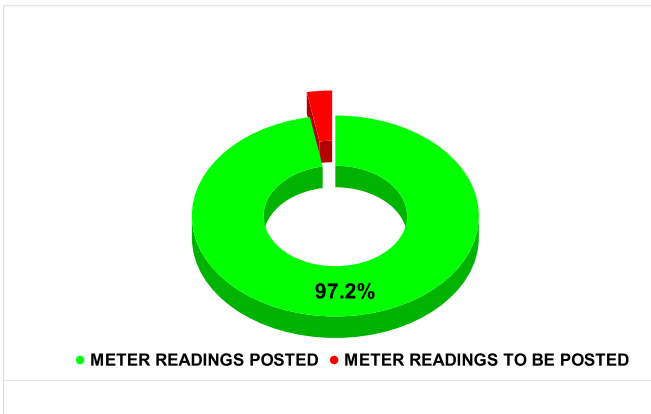
METER READING POSTING % AGAINST NUMBER OF LIVE CONNECTIONS OF JUNE




METER READING POSTING % AGAINST NUMBER OF LIVE CONNECTIONS OF JULY



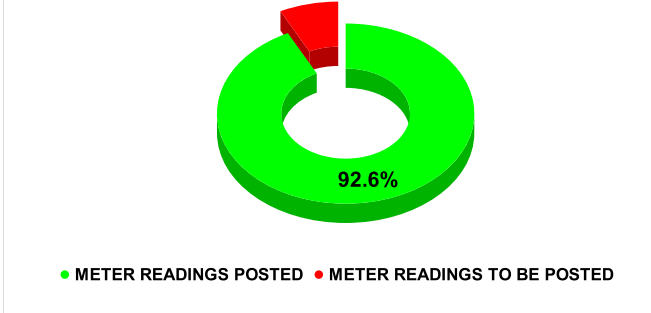
METER READING POSTING % AGAINST NUMBER OF LIVE CONNECTIONS OF AUGUST



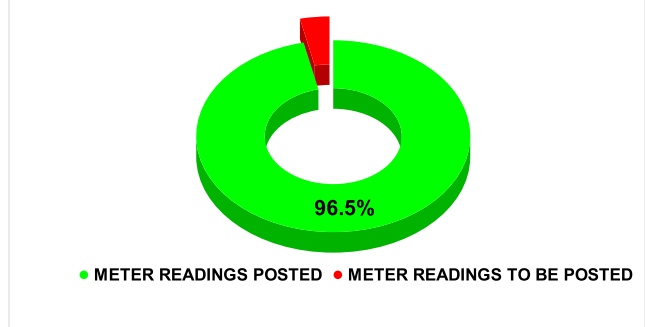
METER READING POSTING % AGAINST NUMBER OF LIVE CONNECTIONS OF SEPTEMBER



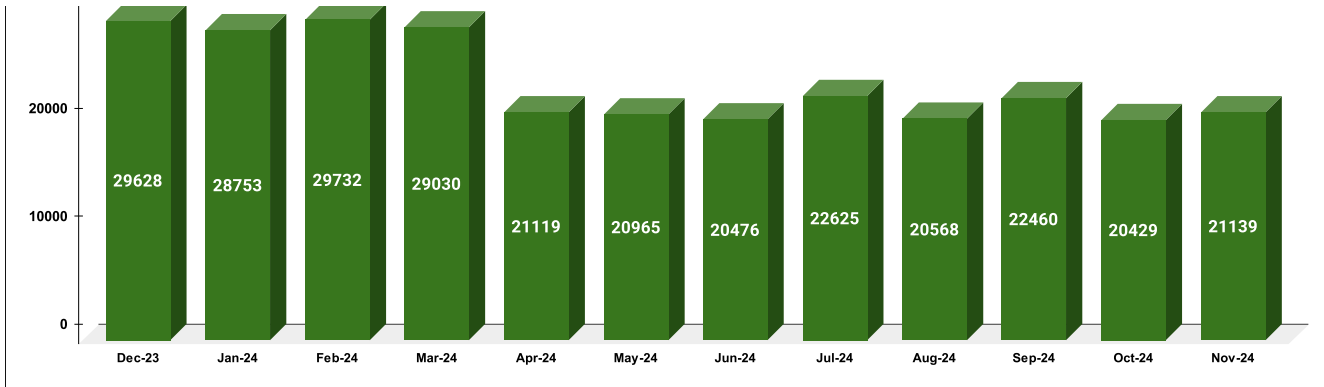
METER READING POSTING % AGAINST NUMBER OF LIVE CONNECTIONS OF OCTOBER



METER READING POSTING % AGAINST NUMBER OF LIVE CONNECTIONS OF NOVEMBER

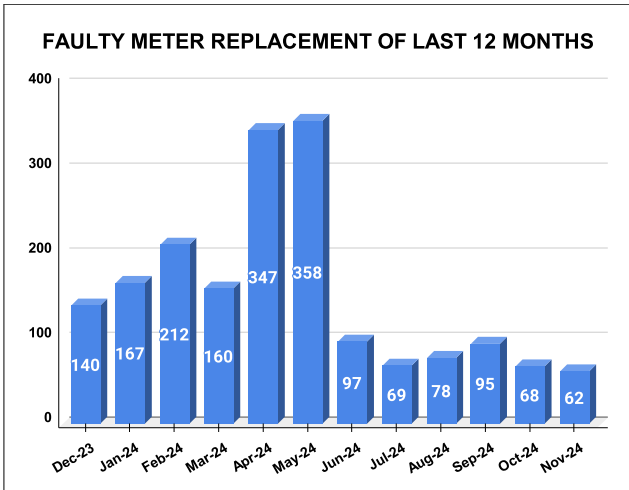


METER READING POSTED FOR LAST 12 MONTHS



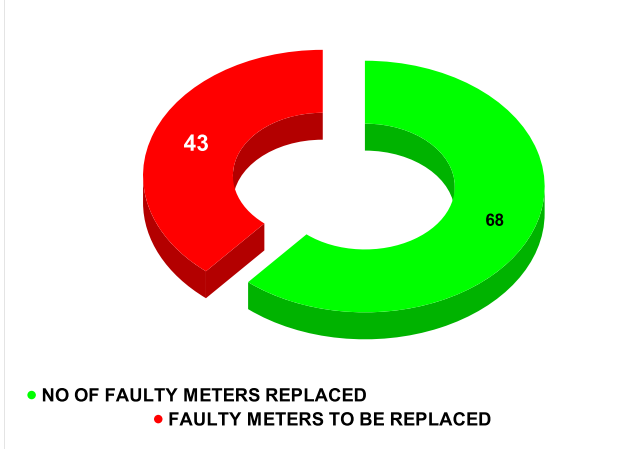
FAULTY METER

Marks	Total marks	Rank
16.32	20	13

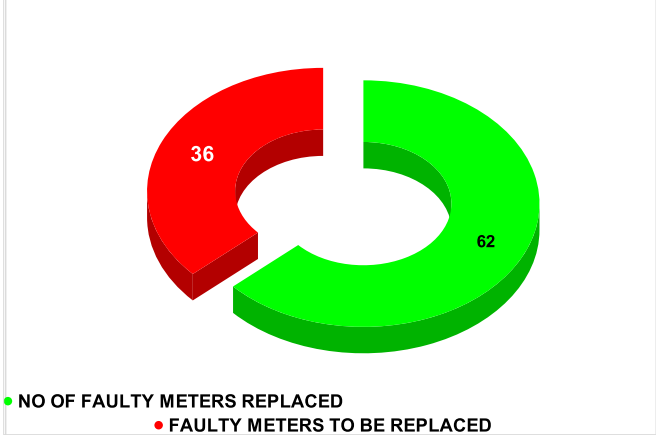


MONTH	Total No.of Faulty meters	Number of Faulty meter replaced	Number of Faulty meter pending
JUNE	315	97	218
JULY	187	69	118
AUGUST	122	78	44
SEPTEMBER	107	95	12
OCTOBER	111	68	43
NOVEMBER	98	62	36

FAULTY METER REPLACED VS FAULTY METER TO BE REPLACED ON OCTOBER



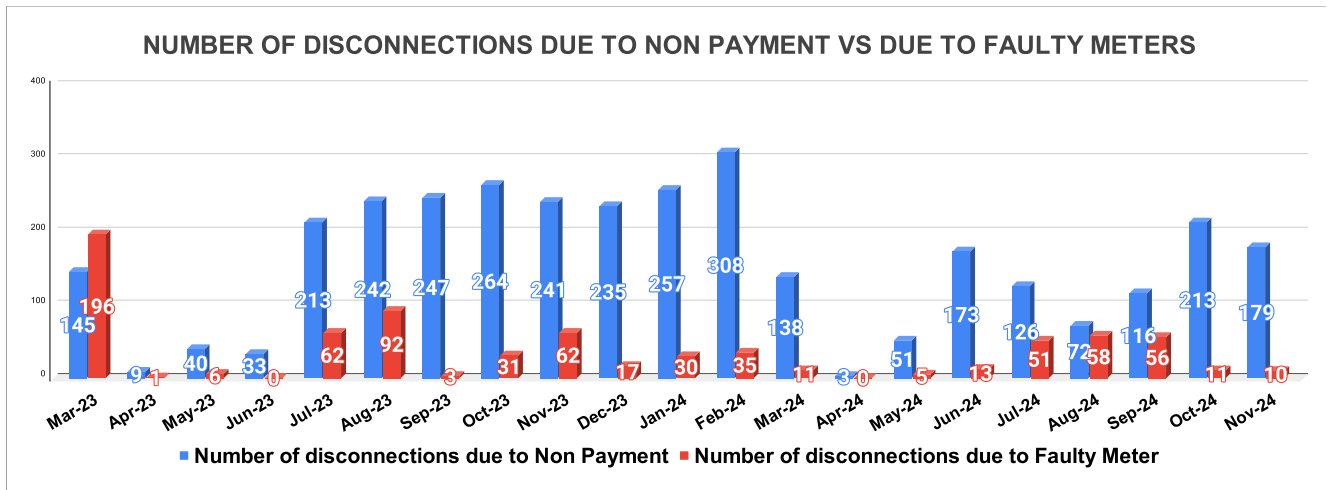
FAULTY METER REPLACED VS FAULTY METER TO BE REPLACED ON NOVEMBER



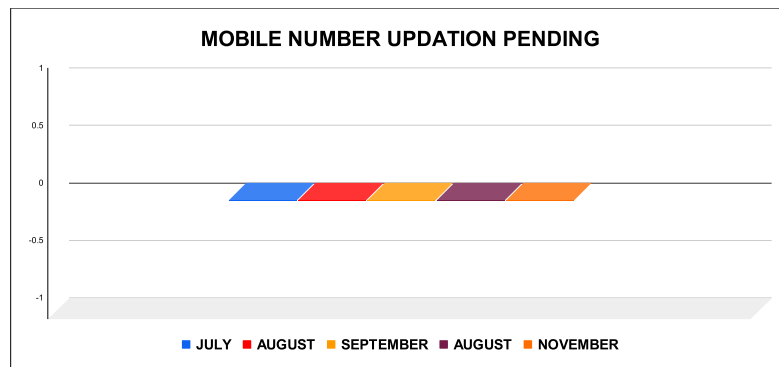
DISCONNECTION STATUS

Marks	Total marks	Rank
-	-	-

DISCONNECTI ONS	APRIL	MAY	JUNE	JULY	AUGUST	SEPTEMBER	OCTOBER	NOVEMBER	DECEMBER	JANUARY	FEBRUARY	MARCH
DUE TO NON PAYMENT ()	9	40	33	213	242	247	264	241	235	257	308	138
DUE TO FAULTY METER ()	1	6	0	62	92	3	31	62	17	30	35	11
DUE TO NON PAYMENT ()	3	51	173	126	72	116	213	179				
DUE TO FAULTY METER ()	0	5	13	51	58	56	11	10				



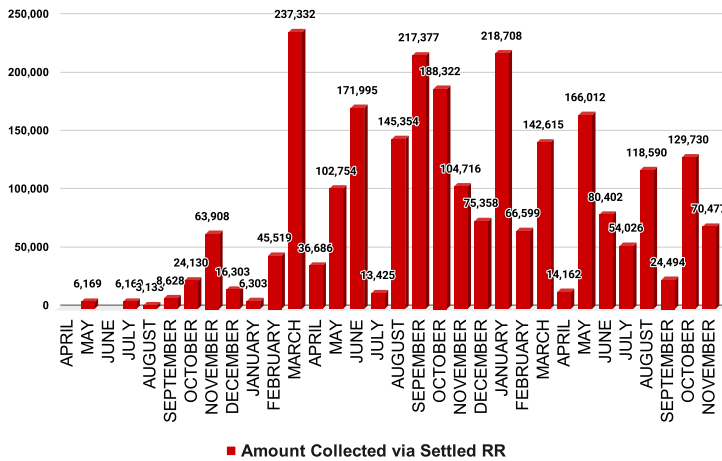
MOBILE NUMBER UPDATION	Marks	Total marks	Rank
	2.00	10	15



Mobile Number updation pending				
JULY	AUGUST	SEPTEMBER	OCTOBER	NOVEMBER
0	0	0	0	0

REVENUE RECOVERY STATUS	Marks	Total marks	Rank
	1.80	8	20

AMOUNT COLLECTED VIA SETTLED RR OF PREVIOUS MONTHS

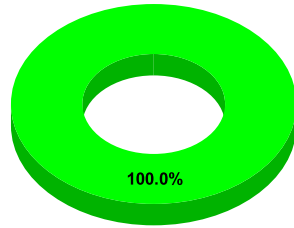


MONTH	No of RR Notices Issued	No of RR Proceed	No Of RR Settled	Amount Collected via Settled RR
JUNE	154	10	8	80,402
JULY	56	33	16	54,026
AUGUST	52	48	20	118,590
SEPTEMBER	56	56	5	24,494
OCTOBER	116	54	27	129,730
NOVEMBER	96	76	21	70,477

JAL JEEVAN MISSION ROUTING

Marks	Total marks	Rank
9.78	10	28

CONNECTIONS ROUTED THROUGH E ABACUS & PENDING TO BE ROUTED AS ON OCT 2024

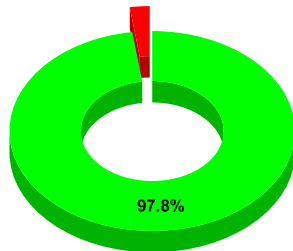


JUNE	Total No of JJM Connection	No of connection routed in e-Abacus	Balance connection to be routed
	26,624	26,624	0

JULY	Total No of JJM Connection	No of connection routed in e-Abacus	Balance connection to be routed
	26,643	26,643	0

AUGUST	Total No of JJM Connection	No of connection routed in e-Abacus	Balance connection to be routed
	0	0	0

CONNECTIONS ROUTED THROUGH E ABACUS & PENDING TO BE ROUTED AS ON NOV 2024



● No of connection routed in e-Abacus ● Balance connection to be routed

SEPTEMBER	Total No of JJM Connection	No of connection routed in e-Abacus	Balance connection to be routed
	26,659	26,659	0

OCTOBER	Total No of JJM Connection	No of connection routed in e-Abacus	Balance connection to be routed
	26,698	26,698	0

NOVEMBER	Total No of JJM Connection	No of connection routed in e-Abacus	Balance connection to be routed
	27,572	26,956	616

Sources of data

Revenue Collection Data	DCB based on E-abacus data collected from Divisions and consolidated by RMC
Amnesty Data	Summary of Live data submitted by Revenue Division via Google sheet shared
Meter Reading Data	Data collected from division via google sheets
Faulty Meter Replacement Data	Data collected from division via google sheets
JJM Reading Posting	Data collected from division via google sheets
Moile Number updation Status	Data collected from division via google sheets
Disconnection data	Data collected from division via google sheets
BPL data	Data provided from DBA
Arrear Break up	Govt. Arrear , Central Govt. Arrear as on November based on e-abacus ; LSGD data based on DCB
Total Arrears and Total Connections	Data from DCB
Top Defaulters	Arrear data from E-abacus as on November