



# കേരള ജല അതോറിറ്റി

PAINAV

NOVEMBER

Report Generated at 07/01/2025 17:29:24

Rank -10

Name of Executive Engineer

Name of Revenue officer

CONNECTIONS AS ON AS ON NOVEMBER :

22,391

ARREARS IN CRORE AS ON NOVEMBER :

3.30

## ARREARS

STATE GOVERNMENT

CENTRAL GOVERNMENT

PSU

OTHERS

LSGD

0

0

0

## ARREAR BREAK UP INCLUDING LSGD

## ARREARS INCLUDING LSGD

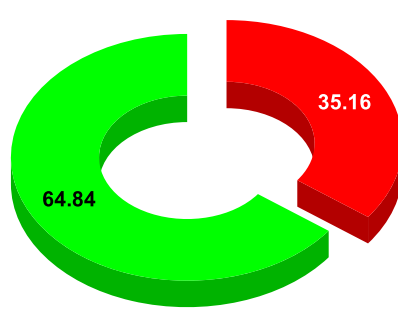


BPL DATA	
<b>TOTAL NO OF BPL CONNECTIONS</b>	
<b>AS ON JULY 2023</b>	<b>#N/A</b>

Add a series to start visualizing your data

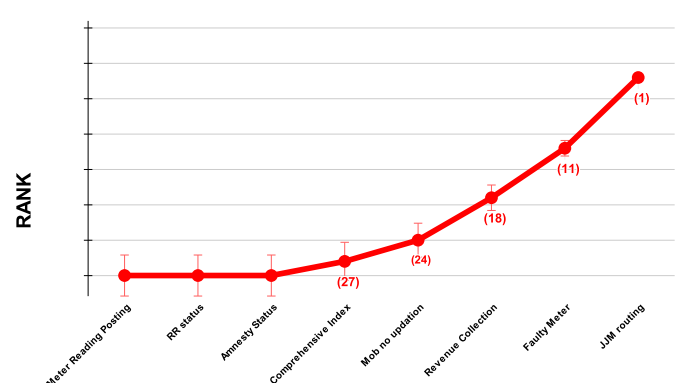
COMPREHENSIVE INDEX		Marks	Total marks	Rank
		72.42	100	10

**MARKS OBTAINED**



● Percent Score to be Achieved ● Percent Score Achieved

**DIVISION RANK IN VARIOUS PARAMETERS**



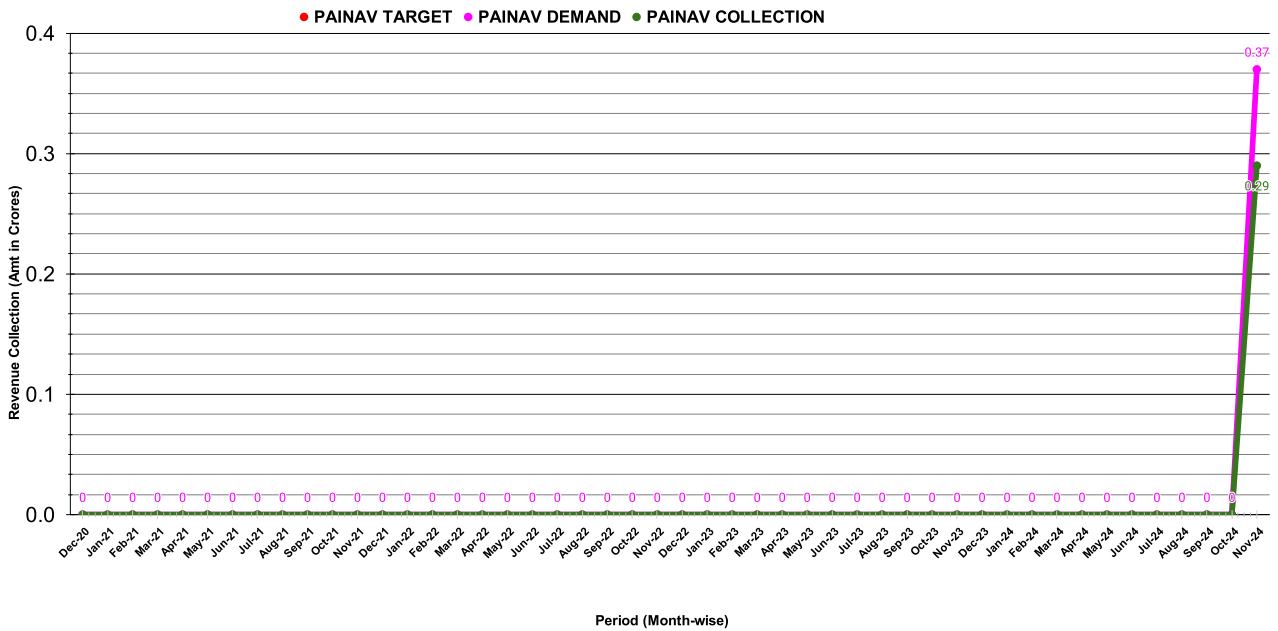
Parameter	Rank
Meter Reading Posting	(1)
RR status	(1)
Amnesty Status	(1)
Comprehensive Index	(27)
Mob no updation	(24)
Revenue Collection	(18)
Faulty Meter	(11)
JLM routing	(1)

	Marks	Total marks	Rank
<u>COMPREHENSIVE INDEX</u>	72.42	100	10
<u>REVENUE COLLECTION ACHIEVEMENT</u>	25.57	25	3
<u>METER READING POSTING</u>	20.45	16	19
<u>FAULTY METER REPLACEMENT</u>	14.19	20	20
<u>MOBILE NO UPDATION</u>	2.00	10	14
<u>REVENUE RECOVERY STATUS</u>	0.21	8	31
<u>JAL JEEVAN MISSION ROUTING</u>	10.00	10	14
<u>AMNESTY</u>	0.21	11	31

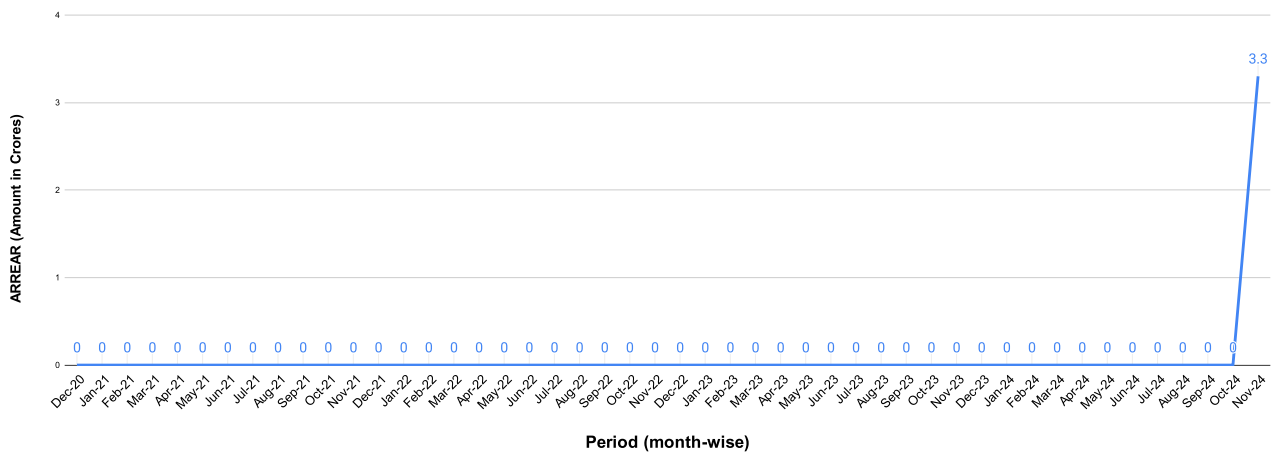
# REVENUE COLLECTION ACHIEVEMENT

Marks	Total marks	Rank
25.57	25.00	3

## DEMAND, TARGET AND COLLECTION TREND (EXCLUDING LSGD)



## ARREAR WITHOUT LSGD TREND

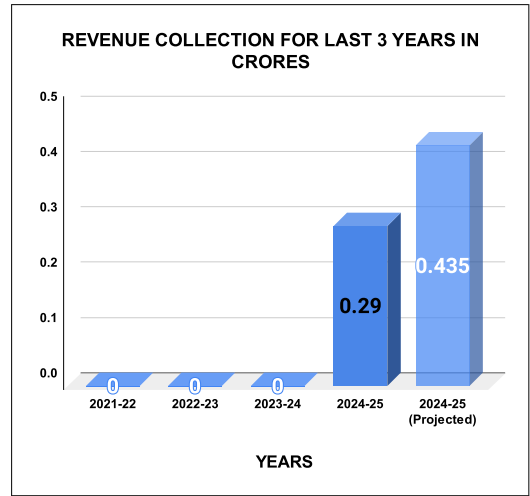
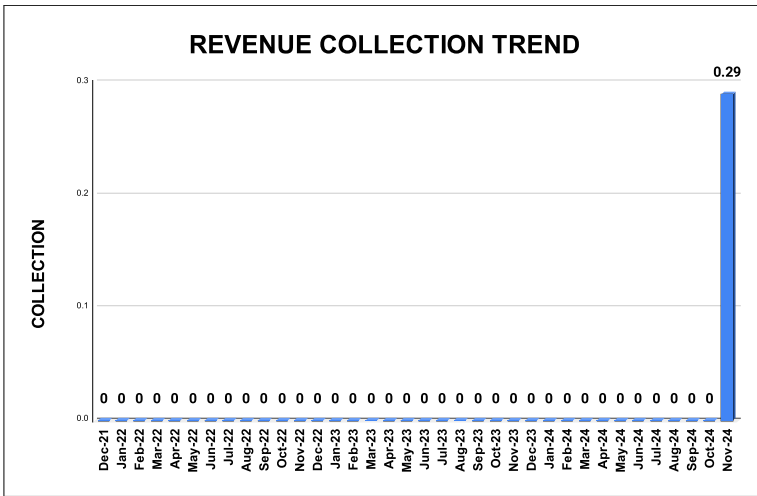


## COLLECTION IN LAKHS

YEAR	April	May	June	July	August	September	October	November	December	January	February	March
2020-21	0.00	0.00	0.00	0.00	0.00	0.00	0.00	0.00	0.00	0.00	0.00	0.00
2021-22	0.00	0.00	0.00	0.00	0.00	0.00	0.00	0.00	0.00	0.00	0.00	0.00
2022-23	0.00	0.00	0.00	0.00	0.00	0.00	0.00	0.00	0.00	0.00	0.00	0.00
2023-24	0.00	0.00	0.00	0.00	0.00	0.00						
2024-25	0.00	0.00	0.00	0.00	0.00	0.00	0.00	28.81				

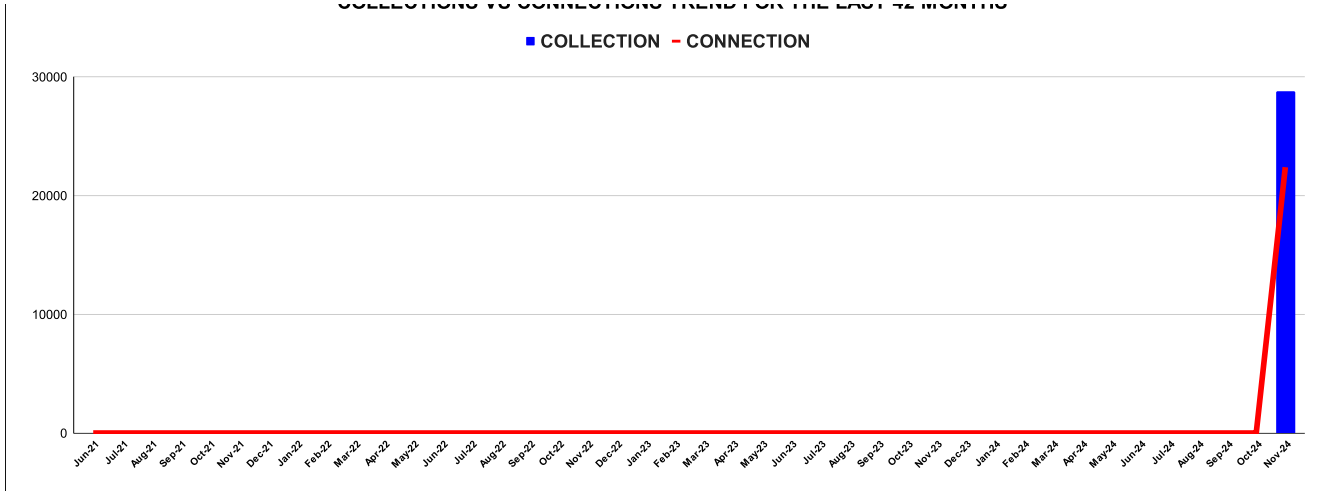
  

YEAR	2020-21	2021-22	2022-23	2023-24	2024-25	2024-25 (Proj)
COLLECTION IN LAKHS	0.00	0.00	0.00	0.00	28.81	43.22



Add a series to start visualizing your data

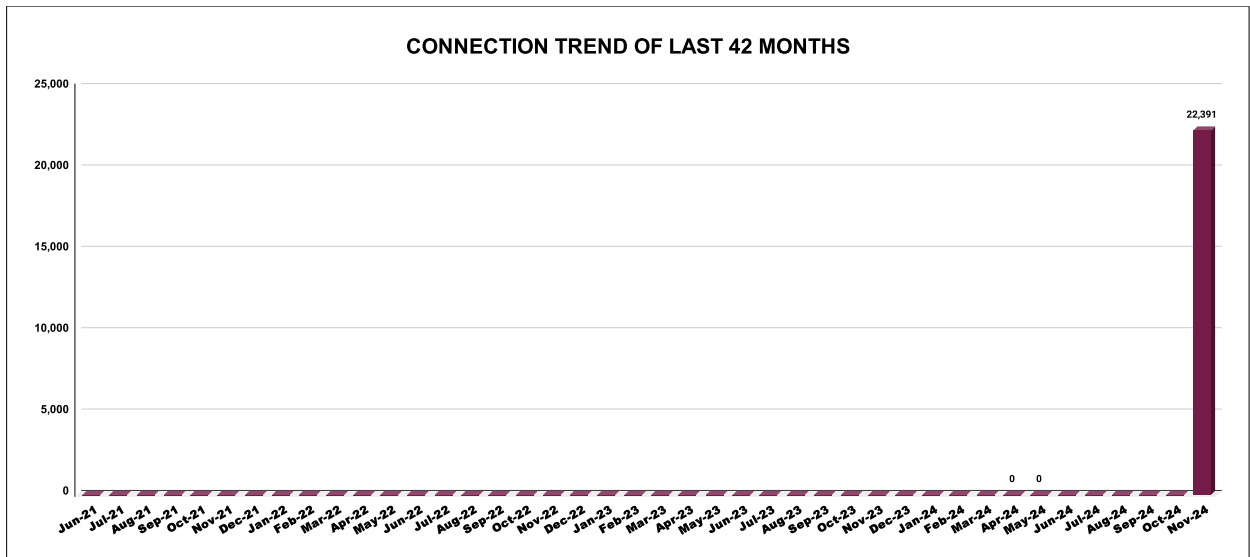
COLLECTIONS VS CONNECTIONS TREND FOR THE LAST 42 MONTHS



CONNECTION OF LAST 3 MONTHS

YEAR	April	May	June	July	August	September	October	November	December	January	February	March
2020-21												
2021-22												
2022-23												
2023-24												
2024-25	0	0						22,391				

CONNECTION TREND OF LAST 42 MONTHS



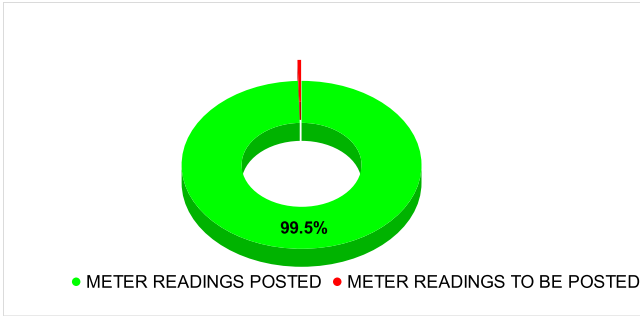
METER READING POSTING

Marks	Total marks	Rank
20.45	16	19

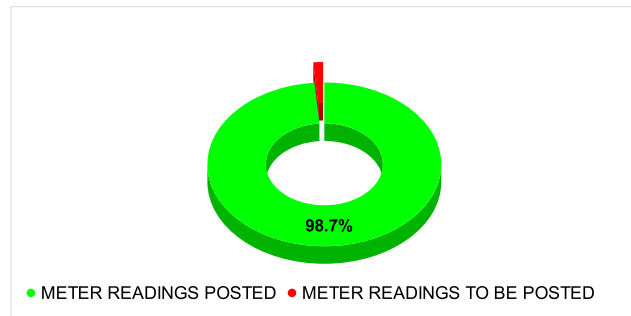
Total No. of Live connection on June	Total No. of readings posted on June	Total Readings of June against 50% Total Live Connections of June 24
20,596	10,248	99.51%
Total No. of Live connection on August	Total No. of readings posted on August	Total Readings of August against 50% Total Live Connections of August 24
20,841	9,899	95.00%
Total No. of Live connection on October	Total No. of readings posted on October	Total Readings of October against 50% Total Live Connections of October 24
20,058	10,035	100.06%

Total No. of Live connection on July	Total No. of readings posted on July	Total Readings of July against 50% Total Live Connections of July 24
20,632	10,178	98.66%
Total No. of Live connection on September	Total No. of readings posted on September	Total Readings of September against 50% Total Live Connections of September 24
19,982	10,025	100.34%
Total No. of Live connection on November	Total No. of readings posted on November	Total Readings of November against 50% Total Live Connections of November 24
23,112	9,766	84.51%

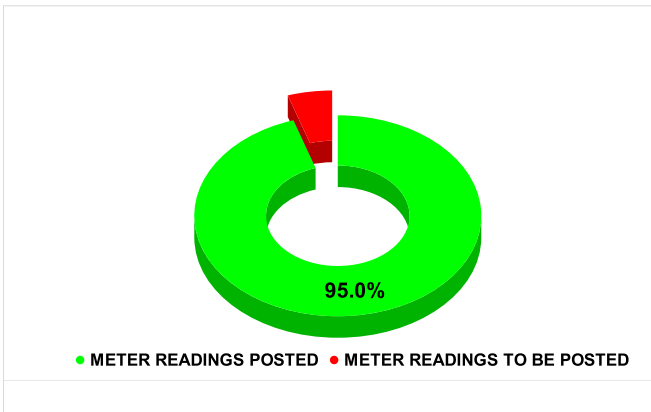
**METER READING POSTING % AGAINST NUMBER OF LIVE CONNECTIONS OF JUNE**




**METER READING POSTING % AGAINST NUMBER OF LIVE CONNECTIONS OF JULY**



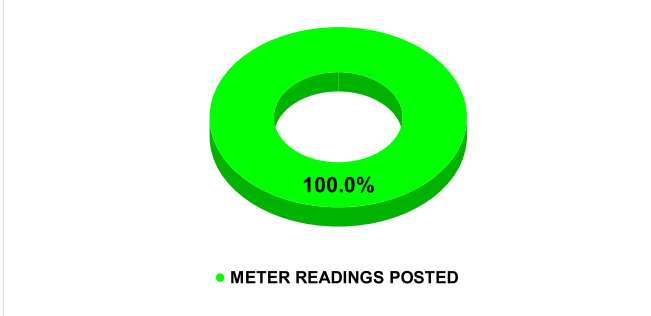
**METER READING POSTING % AGAINST NUMBER OF LIVE CONNECTIONS OF AUGUST**



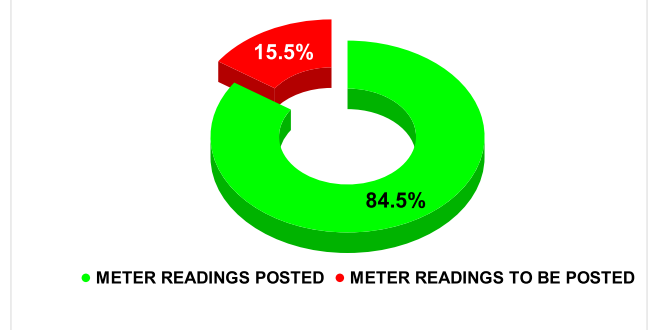
**METER READING POSTING % AGAINST NUMBER OF LIVE CONNECTIONS OF SEPTEMBER**



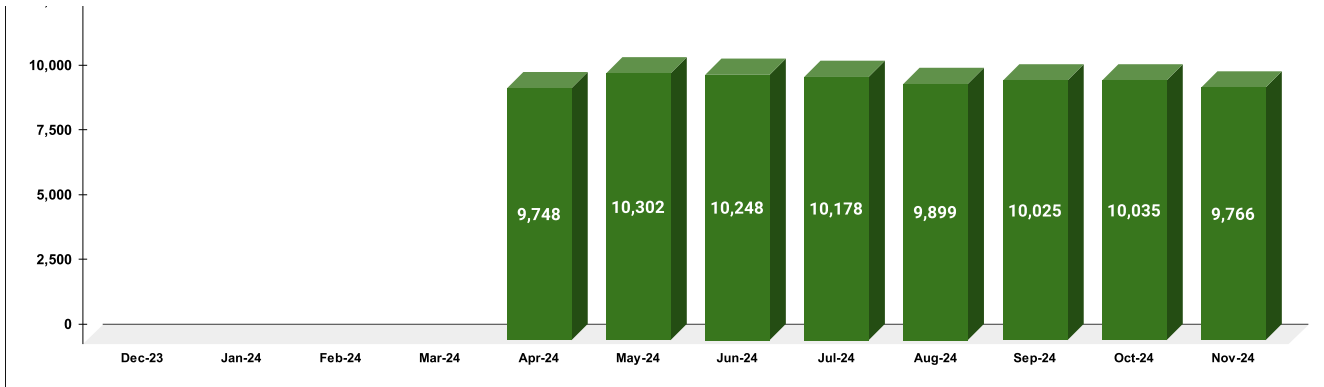
**METER READING POSTING % AGAINST NUMBER OF LIVE CONNECTIONS OF OCTOBER**



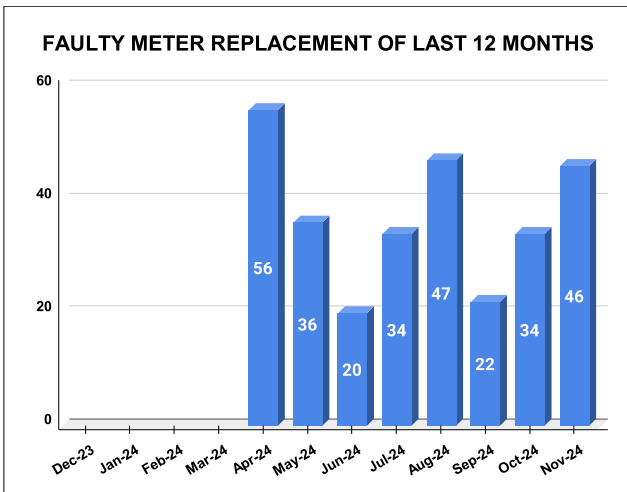
**METER READING POSTING % AGAINST NUMBER OF LIVE CONNECTIONS OF NOVEMBER**



**METER READING POSTED FOR LAST 12 MONTHS**

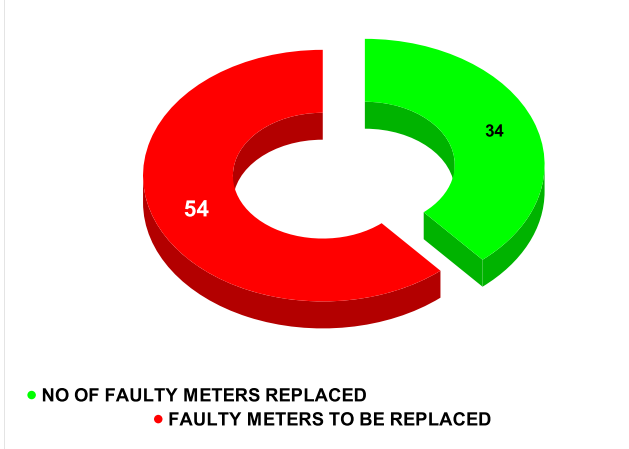


**FAULTY METER** Marks **14.19** Total marks **20** Rank **20**

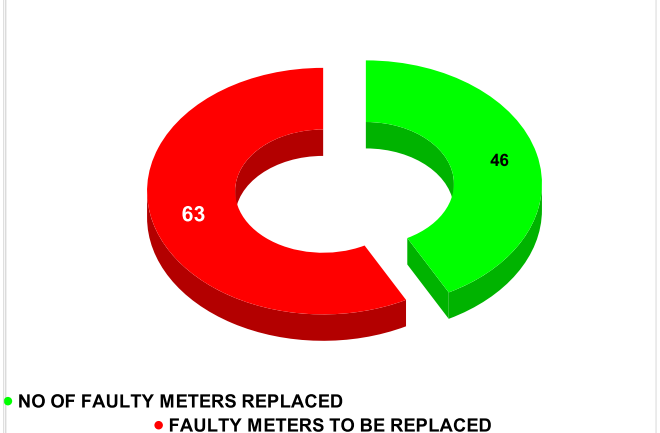


MONTH	Total No.of Faulty meters	Number of Faulty meter replaced	Number of Faulty meter pending
JUNE	132	20	112
JULY	130	34	96
AUGUST	120	47	73
SEPTEMBER	120	22	98
OCTOBER	88	34	54
NOVEMBER	109	46	63

FAULTY METER REPLACED VS FAULTY METER TO BE REPLACED ON OCTOBER



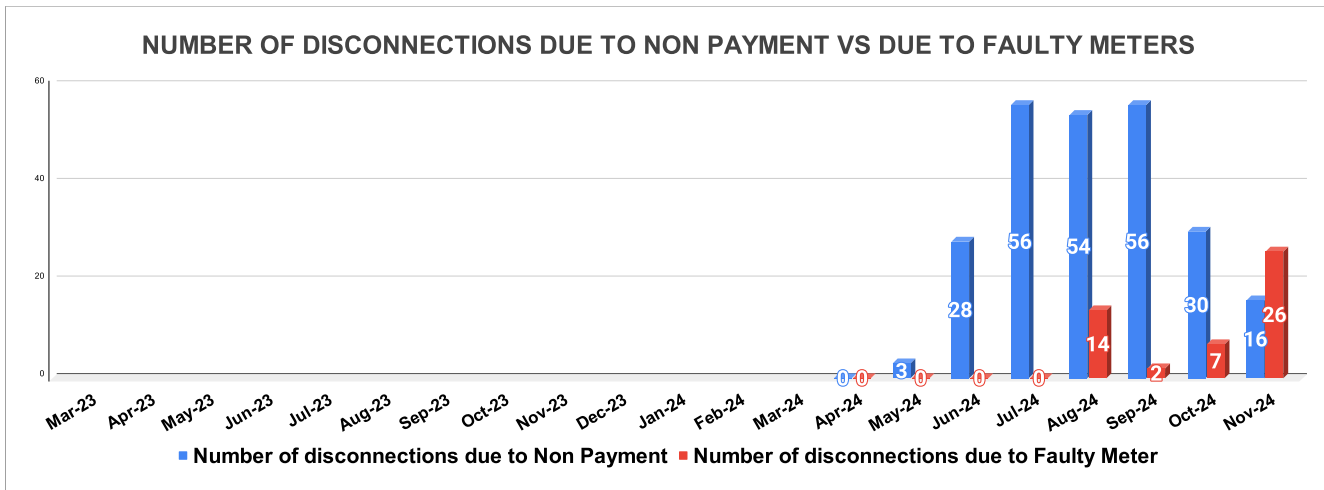
FAULTY METER REPLACED VS FAULTY METER TO BE REPLACED ON NOVEMBER



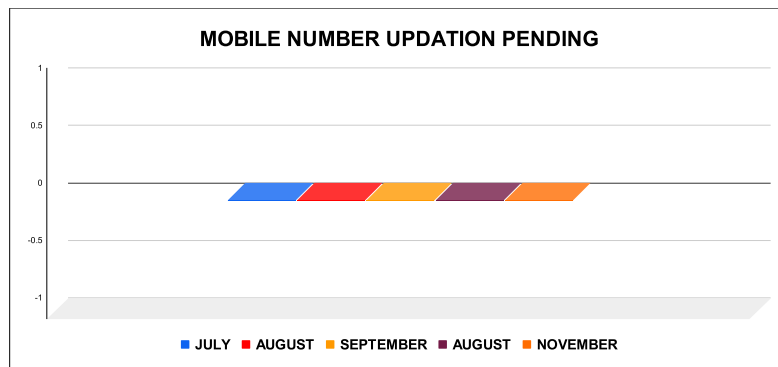
**DISCONNECTION STATUS** Marks **-** Total marks **-** Rank **-**



DISCONNECTI ONS	APRIL	MAY	JUNE	JULY	AUGUST	SEPTEMBER	OCTOBER	NOVEMBER	DECEMBER	JANUARY	FEBRUARY	MARCH
DUE TO NON PAYMENT ( )												
DUE TO FAULTY METER ( )												
DUE TO NON PAYMENT( )	0	3	28	56	54	56	30	16				
DUE TO FAULTY METER( )	0	0	0	0	14	2	7	26				

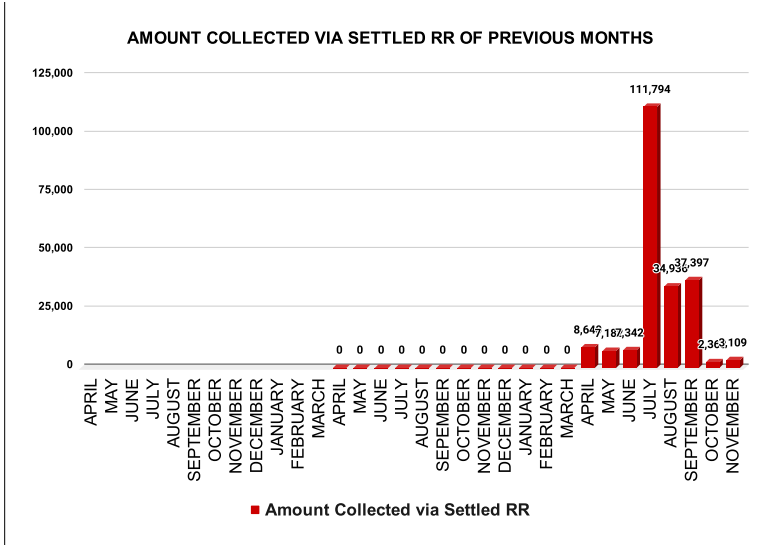


MOBILE NUMBER UPDATION	Marks	Total marks	Rank
	2.00	10	14



Mobile Number updation pending				
JULY	AUGUST	SEPTEMBER	OCTOBER	NOVEMBER
0	0	0	0	0

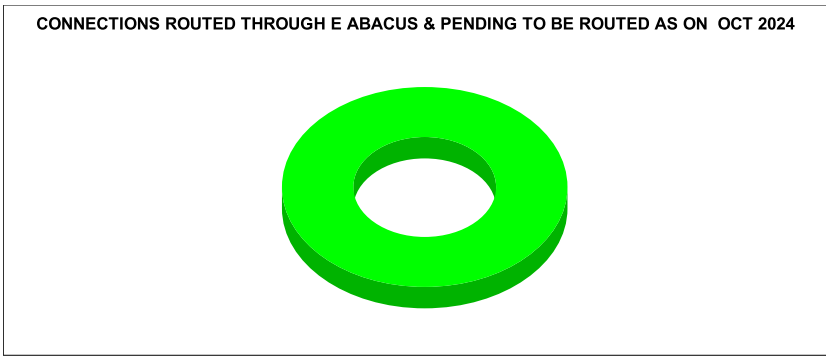
REVENUE RECOVERY STATUS	Marks	Total marks	Rank
	0.21	8	31



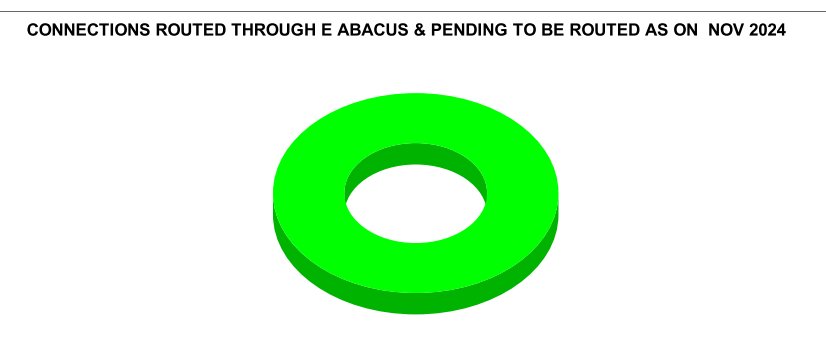
MONTH	No of RR Notices Issued	No of RR Proceed	No Of RR Settled	Amount Collected via Settled RR
JUNE	19	0	3	7,342
JULY	35	32	11	111,794
AUGUST	36	5	4	34,936
SEPTEMBER	37	32	7	37,397
OCTOBER	37	8	2	2,368
NOVEMBER	33	9	2	3,109

## JAL JEEVAN MISSION ROUTING

Marks	Total marks	Rank
10.00	10	14



Month	Total No of JJM Connection	No of connection routed in e-abacus	Balance connection to be routed
JUNE	12,461	12,461	0
JULY	12,543	12,543	0
AUGUST	12,747	12,747	0



Month	Total No of JJM Connection	No of connection routed in e-abacus	Balance connection to be routed
SEPTEMBER	12,782	12,782	0
OCTOBER	5,027	5,027	0
NOVEMBER	12,810	12,810	0

Sources of data	
Revenue Collection Data	DCB based on E-abacus data collected from Divisions and consolidated by RMC
Amnesty Data	Summary of Live data submitted by Revenue Division via Google sheet shared
Meter Reading Data	Data collected from division via google sheets
Faulty Meter Replacement Data	Data collected from division via google sheets
JJM Reading Posting	Data collected from division via google sheets
Moile Number updation Status	Data collected from division via google sheets
Disconnection data	Data collected from division via google sheets
BPL data	Data provided from DBA
Arrear Break up	Govt. Arrear , Central Govt. Arrear as on November based on e-abacus ; LSGD data based on DCB
Total Arrears and Total Connections	Data from DCB
Top Defaulters	Arrear data from E-abacus as on November