



കേരള ജല അതോറിറ്റി

ALAPPUZHA	NOVEMBER	Report Generated at 07/01/2025 17:28:53	Rank -19
------------------	----------	---	-----------------

Name of Executive Engineer	Sri. Sunil
-----------------------------------	------------

Name of Revenue officer	Sri.Rajasekharan Pillai.R
--------------------------------	---------------------------

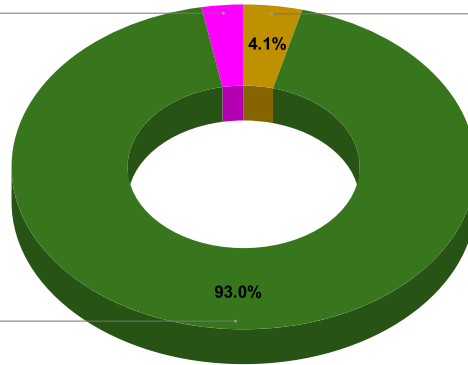
CONNECTIONS AS ON AS ON NOVEMBER :	2,68,535	ARREARS IN CRORE AS ON NOVEMBER :	24.65
---	-----------------	--	--------------

ARREARS				
STATE GOVERNMENT	CENTRAL GOVERNMENT	PSU	OTHERS	LSGD
1,68,26,582	7,38,026	5,27,140	-494,255,970	113,18,98,974

ARREAR BREAK UP INCLUDING LSGD

PSU
2.9%

Central Gov
4.1%



State Gov
93.0%

ARREARS INCLUDING LSGD

Municipality
49.9%

Domestic (D)

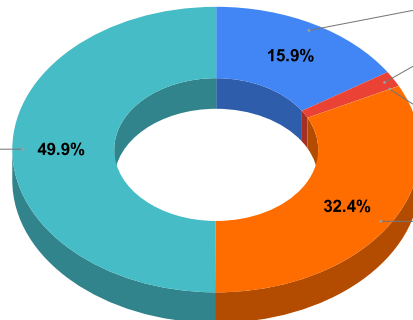
15.9%

Non Domestic (N)

1.8%

Special (S)

0.0%



Panchayath WC-Street Taps
32.4%

DOMESTIC	NON DOMESTIC	INDUSTRIAL	SPECIAL	BULK SUPPLY	Panchayath WC-Street Taps	Municipality WC -Street Taps	Corporation WC - Street Taps
21,82,13,494	2,43,13,130	38,36,720	1,79,654	0	44,58,43,985	68,60,54,989	0

ARREARS WITH OUT LSGD

Special (S)

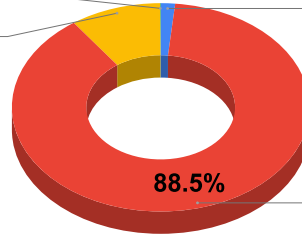
0.1%

Non Domestic (N)

9.9%

Industrial (I)

1.6%



Domestic (D)

88.5%

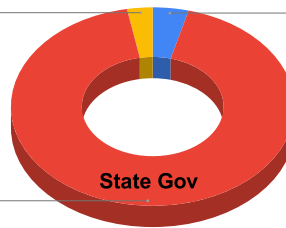
ARREAR BREAK UP WITH OUT LSGD

PSU

2.9%

Central Gov

4.1%



State Gov

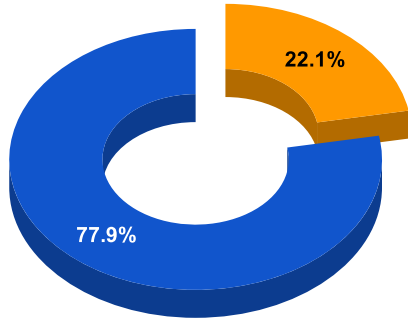
93.0%

TOP DEFAULTERS OF ALAPPUZHA FOR THE MONTH OF NOVEMBER

SL NO	NAME	ARREAR
1	THIRUVENKITTA REDDIAR, TOWN HALL MUNCIPPAL -, COMMISSIONAR,	20,90,095
2	THE MUNICIPAL SECRETARY, C/O RIJU KHADER(RR), KRIPA HOSPITAL, KAYAMKULAM P.O	17,75,088
3	THE MANAGER, BEACH L.P. SCHOOL, PUNNAPRA, ALAPPUZHA	17,63,483
4	BHUVANA CHANDRAN, POURNAMI, MUTHUKULAM NORTH, CHOOLATHERUVU PO	16,11,584
5	ASST.ENGINEER, P&T QUARTERS, VELLAKINAR, ALPY	6,06,782
6	M K SURENDRANATHAN NAIR, THEKKE MAREZHATHU, V/559 B, CHERTHALA	5,38,152
7	THE SECRETARY, CAPEX(RR), ERUVA, INDUSTRIAL CO-OP-SOCIETY	5,30,941
8	SUB INSPECTOR OF POLICE, POLICE QUARTERS, PUNNAPRA, 150/II	4,52,057
9	HEAD MASTER, BASIC TRAINING SCHOOL, MAVELIKKARA, .	4,39,077
10	THE SUB INSPECTOR OF POLICE, POLICE STATION, THRIKKUNNAPUZHA, .	3,91,361

BPL DATA

BPL CONNECTIONS AS % OF TOTAL LIVE CONNECTIONS

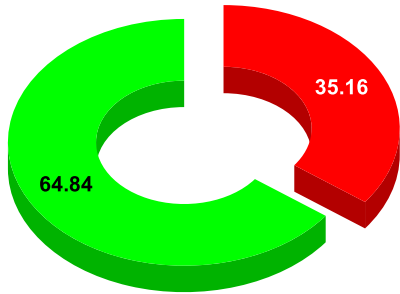


● BPL CONNECTIONS ● TOTAL LIVE CONNECTIONS

TOTAL NO OF BPL CONNECTIONS	
AS ON JULY 2023	85,963

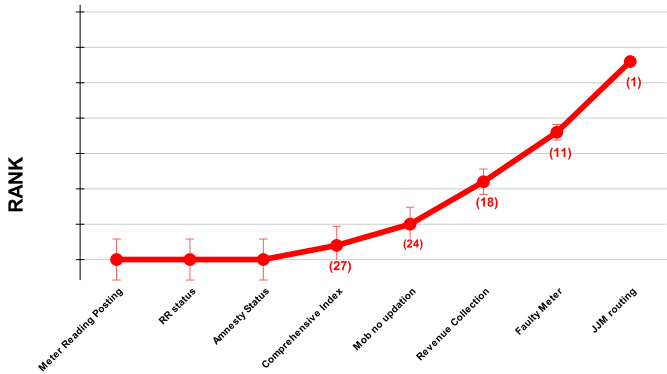
COMPREHENSIVE INDEX	Marks	Total marks	Rank
	67.82	100	19

MARKS OBTAINED



● Percent Score to be Achieved ● Percent Score Achieved

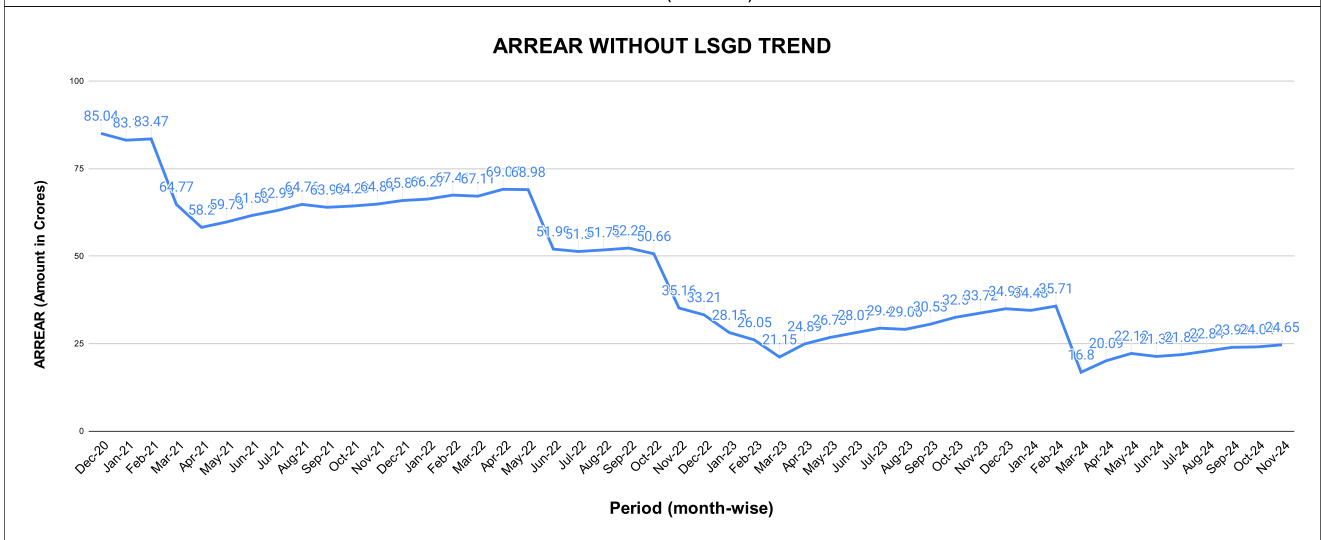
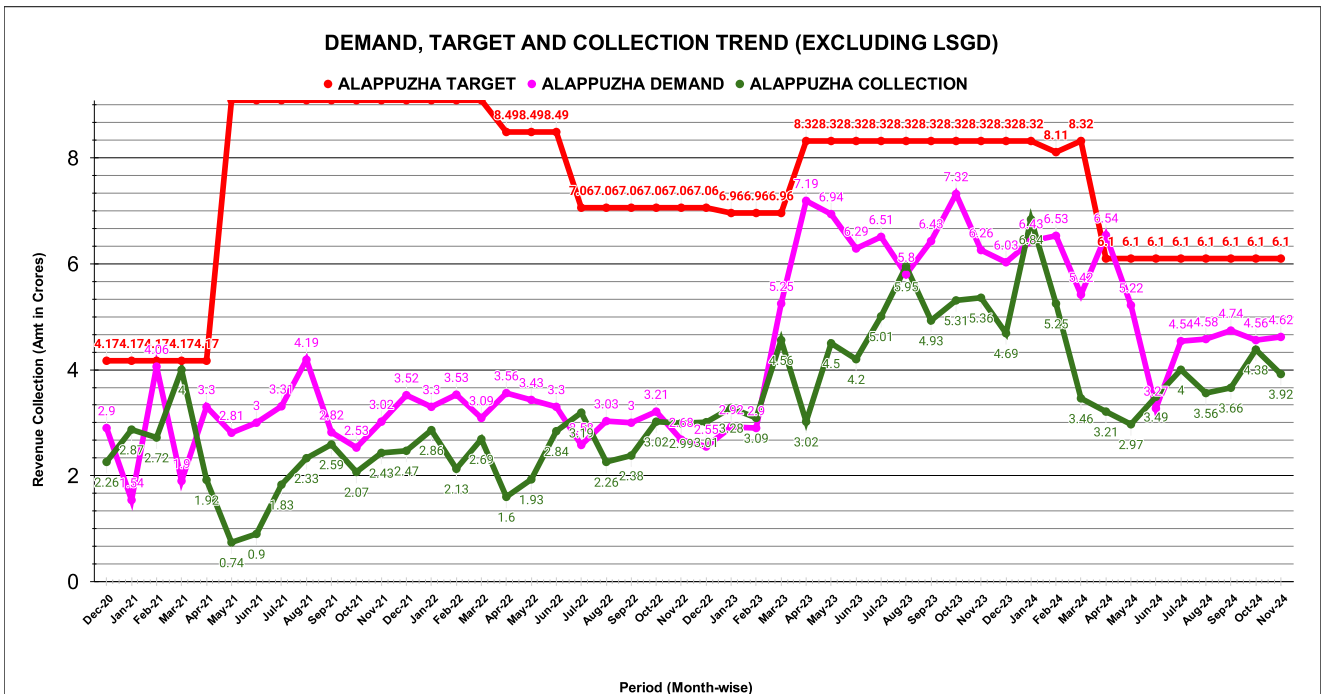
DIVISION RANK IN VARIOUS PARAMETERS



	Marks	Total marks	Rank
<u>COMPREHENSIVE INDEX</u>	67.82	100	19
<u>REVENUE COLLECTION ACHIEVEMENT</u>	21.52	25	11
<u>METER READING POSTING</u>	21.00	16	4
<u>FAULTY METER REPLACEMENT</u>	12.52	20	28
<u>MOBILE NO UPDATION</u>	1.07	10	31
<u>REVENUE RECOVERY STATUS</u>	1.71	8	21
<u>JAL JEEVAN MISSION ROUTING</u>	10.00	10	15
<u>AMNESTY</u>	1.71	11	

REVENUE COLLECTION ACHIEVEMENT

Marks	Total marks	Rank
21.52	25.00	11

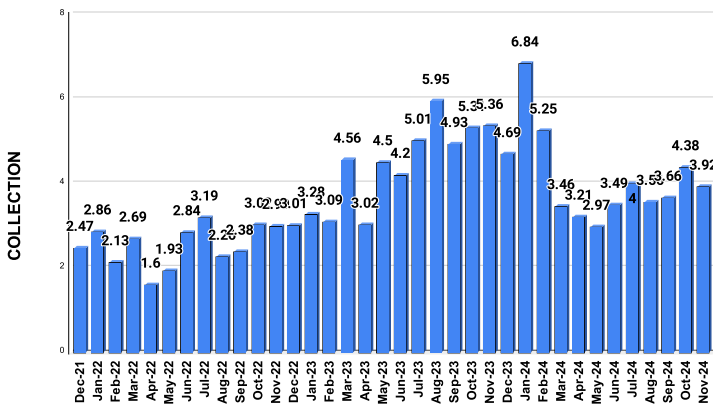


COLLECTION IN LAKHS

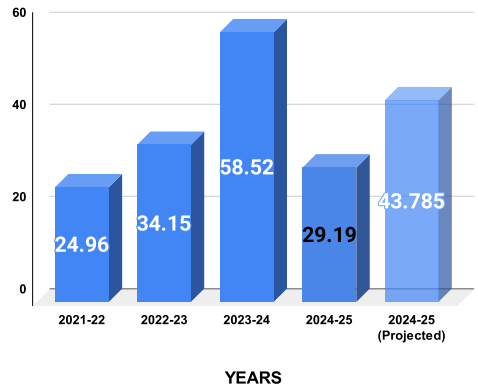
YEAR	April	May	June	July	August	September	October	November	December	January	February	March
2020-21	18.33	105.80	165.99	109.65	95.05	152.30	206.96	203.85	226.43	287.47	271.64	400.42
2021-22	192.06	73.68	90.43	183.31	233.47	259.42	206.89	243.06	246.77	286.12	212.83	268.79
2022-23	159.77	192.54	283.80	319.13	226.32	237.94	302.44	298.92	301.34	328.10	308.60	455.73
2023-24	301.67	450.19	419.79	501.43	595.43	492.93	530.99	536.34	469.24	683.55	525.32	345.70
2024-25	320.86	296.81	348.70	399.56	355.77	365.77	438.42	391.82				

YEAR	2020-21	2021-22	2022-23	2023-24	2024-25	2024-25 (Proj)
COLLECTION IN LAKHS	2,243.91	2,496.82	3,414.64	5,852.58	2,917.72	4,376.58

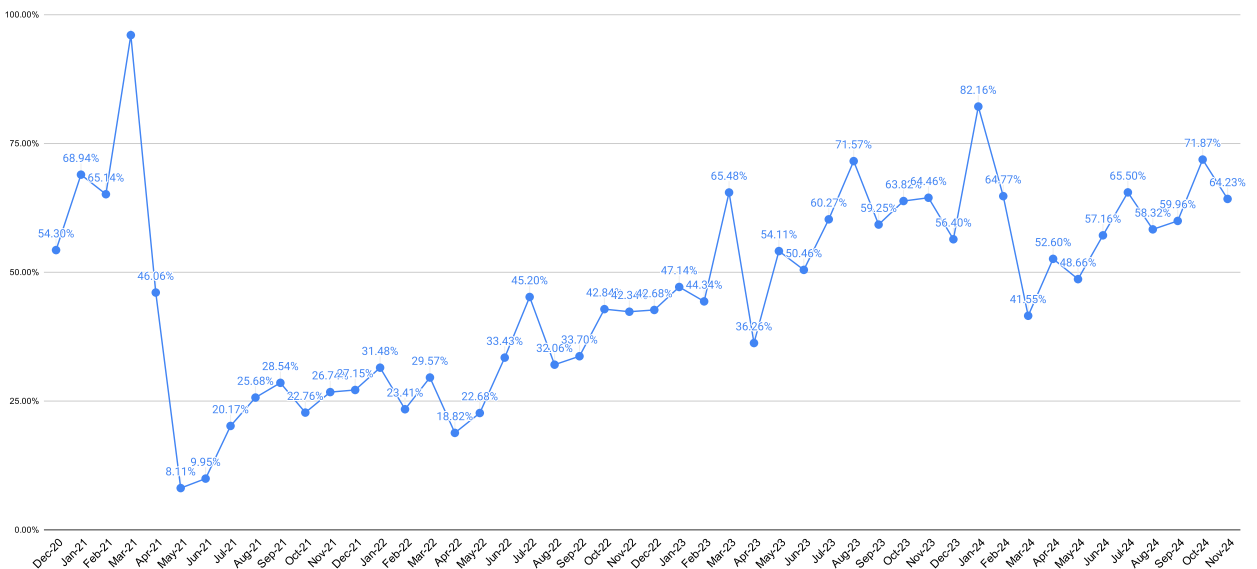
REVENUE COLLECTION TREND



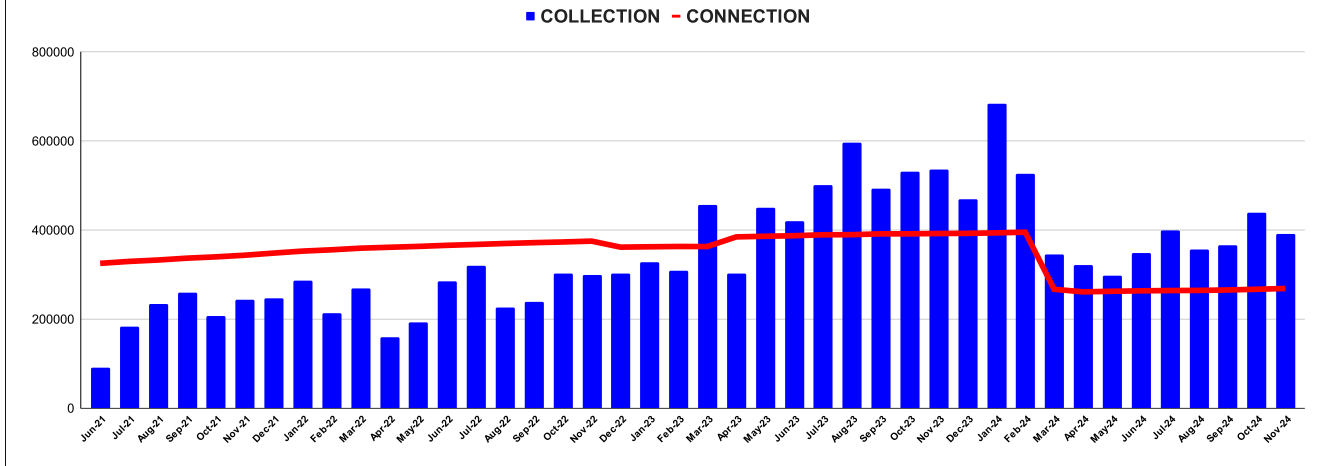
REVENUE COLLECTION FOR LAST 3 YEARS IN CRORES



REVENUE COLLECTION ACHIEVEMENT IN PERCENTAGE



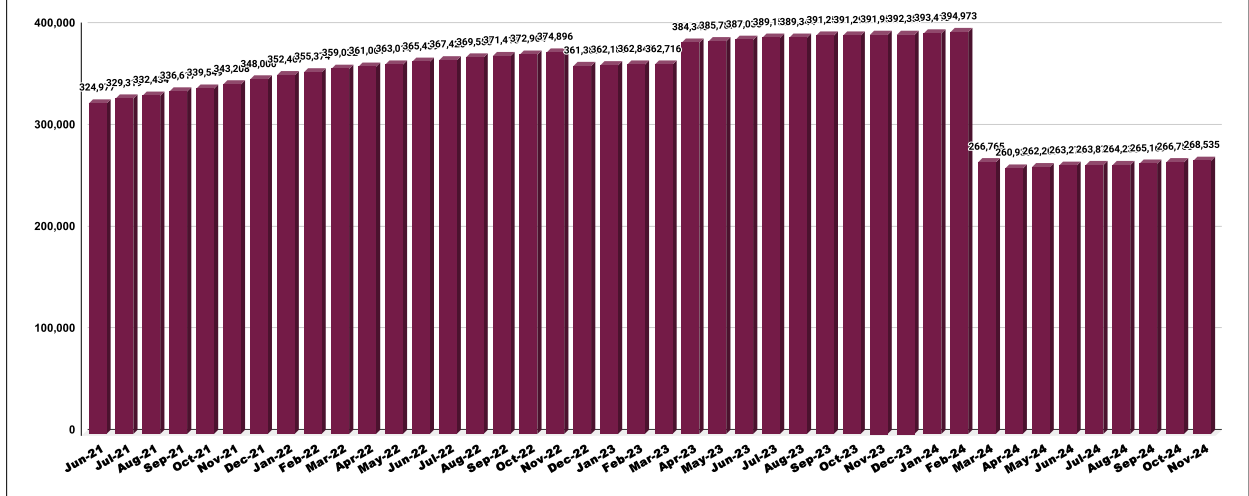
COLLECTION VS CONNECTIONS TREND FOR THE LAST 42 MONTHS



CONNECTION OF LAST 56 MONTHS

YEAR	April	May	June	July	August	September	October	November	December	January	February	March
2020-21	2,38,591	2,40,144	2,41,510	2,42,182	2,43,223	2,44,766	2,46,204	2,49,129	2,54,860	2,66,410	2,80,280	2,98,637
2021-22	3,10,112	3,16,349	3,24,977	3,29,319	3,32,434	3,36,617	3,39,549	3,43,208	3,48,000	3,52,467	3,55,374	3,59,032
2022-23	3,61,061	3,63,014	3,65,439	3,67,420	3,69,555	3,71,415	3,72,964	3,74,896	3,61,389	3,62,188	3,62,848	3,62,716
2023-24	3,84,345	3,85,787	3,87,035	3,89,158	3,89,344	3,91,258	3,91,292	3,91,951	3,92,357	3,93,413	3,94,973	2,66,765
2024-25	2,60,939	2,62,207	2,63,270	2,63,879	2,64,238	2,65,169	2,66,753	2,68,535				

CONNECTION TREND OF LAST 42 MONTHS



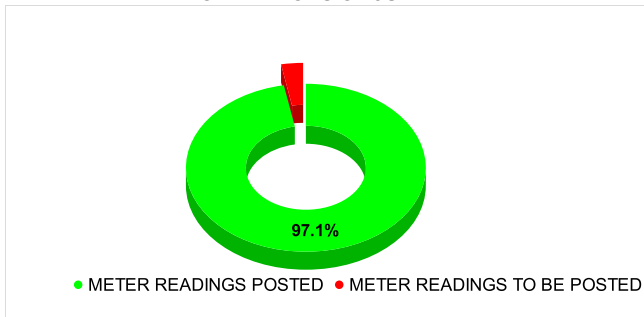
METER READING POSTING

Marks	Total marks	Rank
21.00	16	4

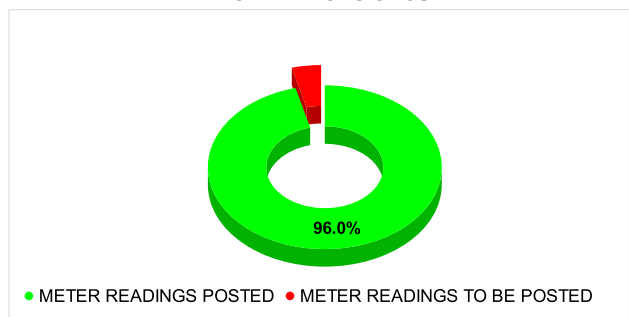
Total No. of Live connection on June	Total No. of readings posted on June	Total Readings of June against 50% Total Live Connections of June 24
259,631	125,992	97.05%
Total No. of Live connection on August	Total No. of readings posted on August	Total Readings of August against 50% Total Live Connections of August 24
260,966	128,984	98.85%
Total No. of Live connection on October	Total No. of readings posted on October	Total Readings of October against 50% Total Live Connections of October 24
263,180	133,295	101.30%

Total No. of Live connection on July	Total No. of readings posted on July	Total Readings of July against 50% Total Live Connections of July 24
260,698	125,093	95.97%
Total No. of Live connection on September	Total No. of readings posted on September	Total Readings of September against 50% Total Live Connections of September 24
261,961	125,422	95.76%
Total No. of Live connection on November	Total No. of readings posted on November	Total Readings of November against 50% Total Live Connections of November 24
264,471	131,920	99.76%

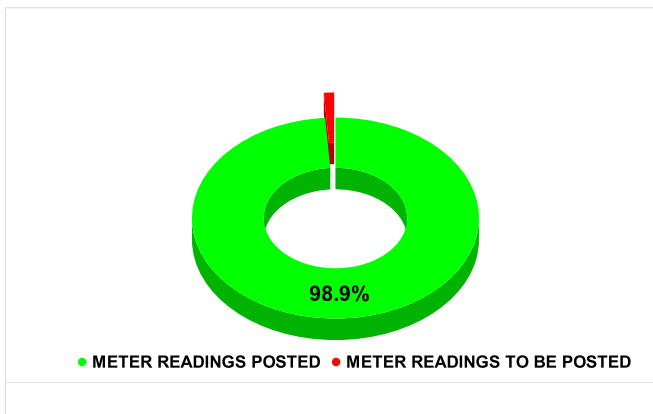
METER READING POSTING % AGAINST NUMBER OF LIVE CONNECTIONS OF JUNE



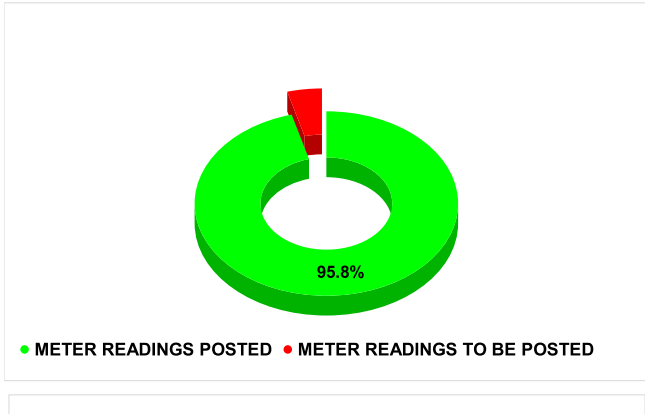
METER READING POSTING % AGAINST NUMBER OF LIVE CONNECTIONS OF JULY




METER READING POSTING % AGAINST NUMBER OF LIVE CONNECTIONS OF AUGUST



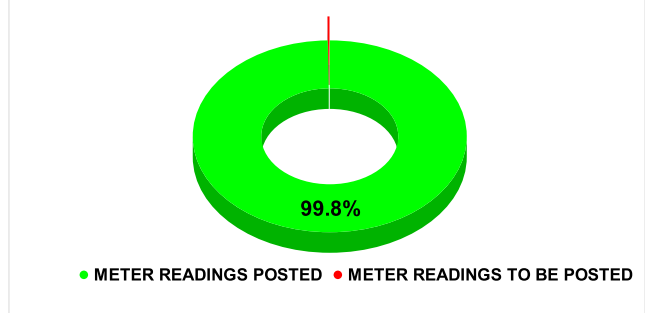
METER READING POSTING % AGAINST NUMBER OF LIVE CONNECTIONS OF SEPTEMBER



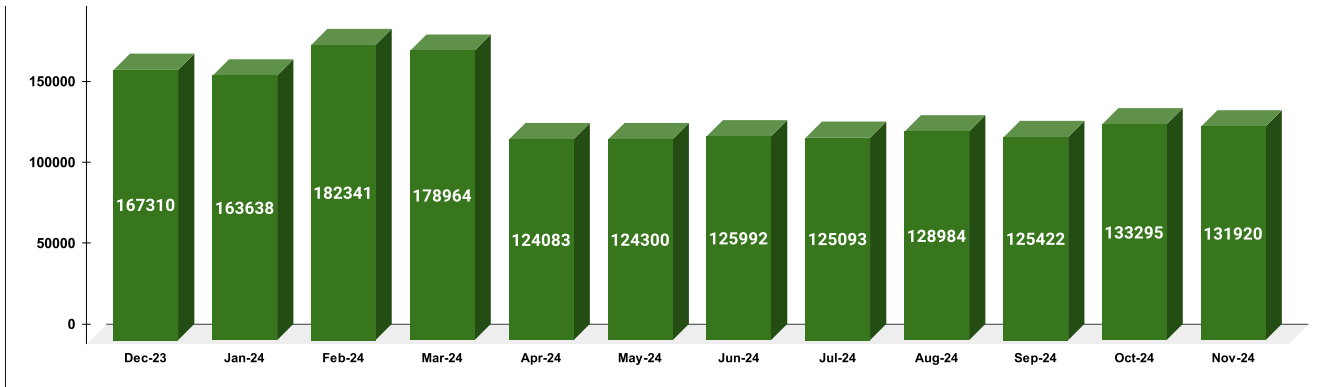
METER READING POSTING % AGAINST NUMBER OF LIVE CONNECTIONS OF OCTOBER



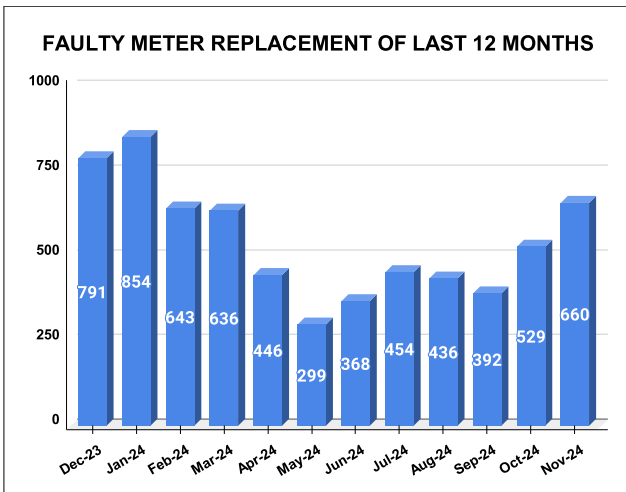
METER READING POSTING % AGAINST NUMBER OF LIVE CONNECTIONS OF NOVEMBER



METER READING POSTED FOR LAST 12 MONTHS

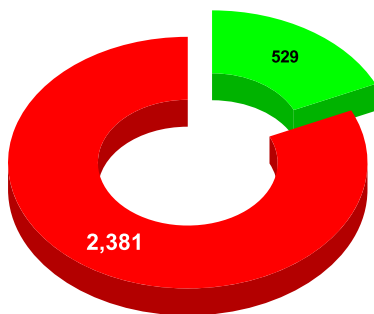


FAULTY METER Marks **12.52** Total marks **20** Rank **28**



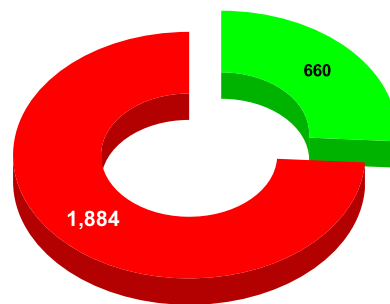
MONTH	Total No.of Faulty meters	Number of Faulty meter replaced	Number of Faulty meter pending
JUNE	2,663	368	2,295
JULY	2,678	454	2,224
AUGUST	2,742	436	2,306
SEPTEMBER	2,817	392	2,425
OCTOBER	2,910	529	2,381
NOVEMBER	2,544	660	1,884

FAULTY METER REPLACED VS FAULTY METER TO BE REPLACED ON OCTOBER



● NO OF FAULTY METERS REPLACED
● FAULTY METERS TO BE REPLACED

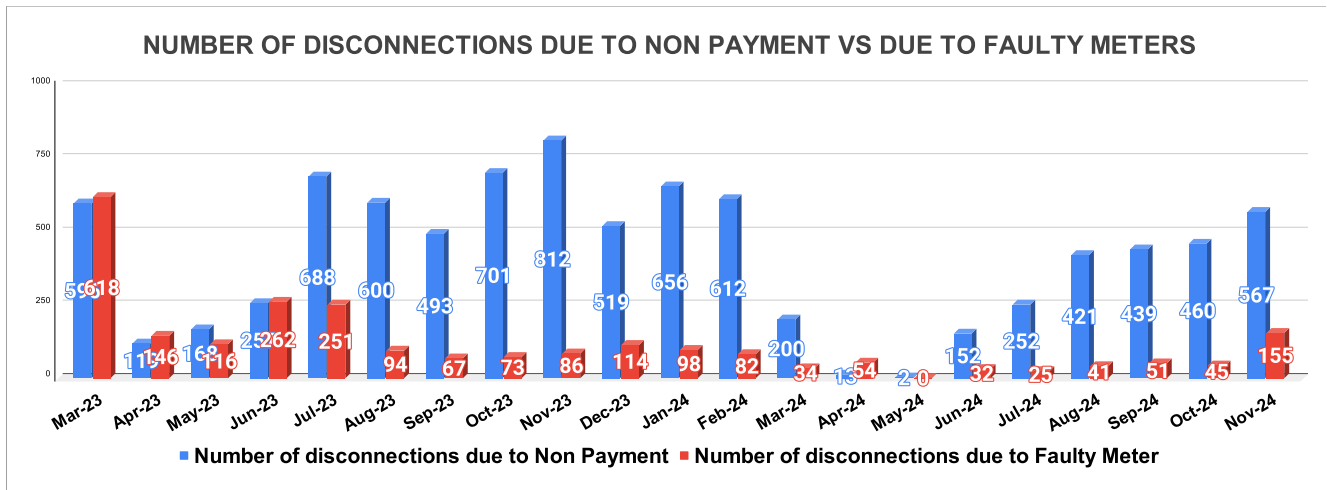
FAULTY METER REPLACED VS FAULTY METER TO BE REPLACED ON NOVEMBER



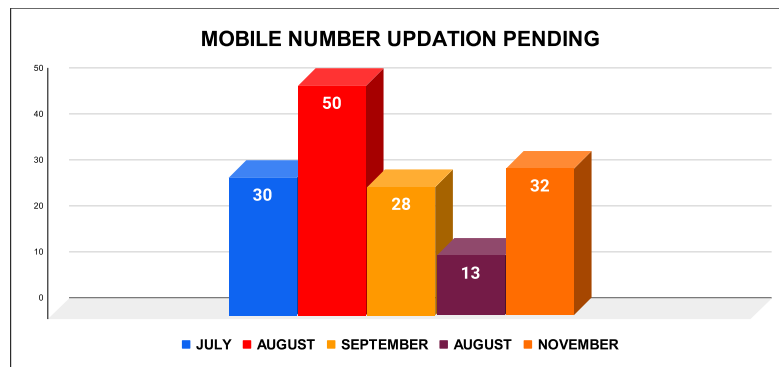
● NO OF FAULTY METERS REPLACED
● FAULTY METERS TO BE REPLACED

DISCONNECTION STATUS Marks **-** Total marks **-** Rank **-**

DISCONNECTI ONS	APRIL	MAY	JUNE	JULY	AUGUST	SEPTEMBER	OCTOBER	NOVEMBER	DECEMBER	JANUARY	FEBRUARY	MARCH
DUE TO NON PAYMENT ()	119	168	257	688	600	493	701	812	519	656	612	200
DUE TO FAULTY METER ()	146	116	262	251	94	67	73	86	114	98	82	34
DUE TO NON PAYMENT ()	13	2	152	252	421	439	460	567				
DUE TO FAULTY METER ()	54	0	32	25	41	51	45	155				



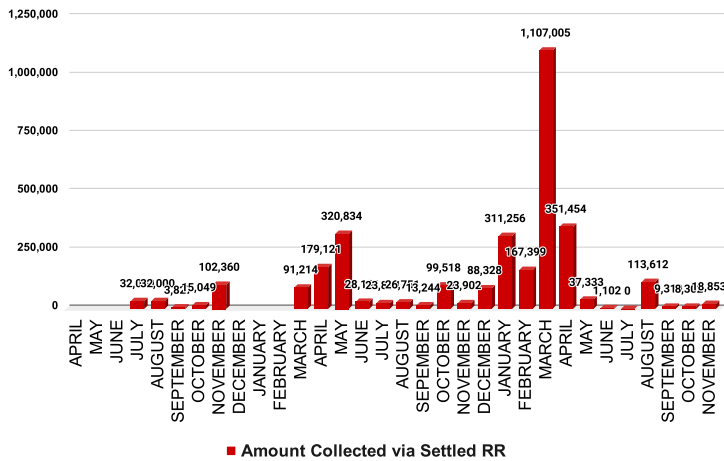
MOBILE NUMBER UPDATION	Marks	Total marks	Rank
	1.07	10	31



Mobile Number updation pending				
JULY	AUGUST	SEPTEMBER	OCTOBER	NOVEMBER
30	50	28	13	32

REVENUE RECOVERY STATUS	Marks	Total marks	Rank
	1.71	8	21

AMOUNT COLLECTED VIA SETTLED RR OF PREVIOUS MONTHS

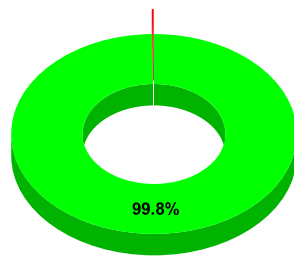


MONTH	No of RR Notices Issued	No of RR Proceed	No Of RR Settled	Amount Collected via Settled RR
JUNE	169	62	8	1,102
JULY	219	14	1	0
AUGUST	374	62	12	113,612
SEPTEMBER	378	11	3	9,319
OCTOBER	297	0	1	8,302
NOVEMBER	723	77	5	18,853

JAL JEEVAN MISSION ROUTING

Marks	Total marks	Rank
10.00	10	15

CONNECTIONS ROUTED THROUGH E ABACUS & PENDING TO BE ROUTED AS ON OCT 2024




● No of connection routed in e-Abacus ● Balance connection to be routed

MONTH	Total No of JJM Connection	No of connection routed in e-Abacus	Balance connection to be routed
JUNE	52,837	52,674	163

MONTH	Total No of JJM Connection	No of connection routed in e-Abacus	Balance connection to be routed
JULY	52,953	52,799	173

MONTH	Total No of JJM Connection	No of connection routed in e-Abacus	Balance connection to be routed
AUGUST	52,935	52,799	172

CONNECTIONS ROUTED THROUGH E ABACUS & PENDING TO BE ROUTED AS ON NOV 2024



MONTH	Total No of JJM Connection	No of connection routed in e-Abacus	Balance connection to be routed
SEPTEMBER	52,902	52,799	176

MONTH	Total No of JJM Connection	No of connection routed in e-Abacus	Balance connection to be routed
OCTOBER	52,983	52,869	114

MONTH	Total No of JJM Connection	No of connection routed in e-Abacus	Balance connection to be routed
NOVEMBER	12,982	12,982	0

Sources of data

Revenue Collection Data	DCB based on E-abacus data collected from Divisions and consolidated by RMC
Amnesty Data	Summary of Live data submitted by Revenue Division via Google sheet shared
Meter Reading Data	Data collected from division via google sheets
Faulty Meter Replacement Data	Data collected from division via google sheets
JJM Reading Posting	Data collected from division via google sheets
Moile Number updation Status	Data collected from division via google sheets
Disconnection data	Data collected from division via google sheets
BPL data	Data provided from DBA
Arrear Break up	Govt. Arrear , Central Govt. Arrear as on November based on e-abacus ; LSGD data based on DCB
Total Arrears and Total Connections	Data from DCB
Top Defaulters	Arrear data from E-abacus as on November