



കേരള ജല അതോറിറ്റി

KADUTHURUTHY	NOVEMBER	Report Generated at 07/01/2025 17:28:36	#N/A
---------------------	----------	---	------

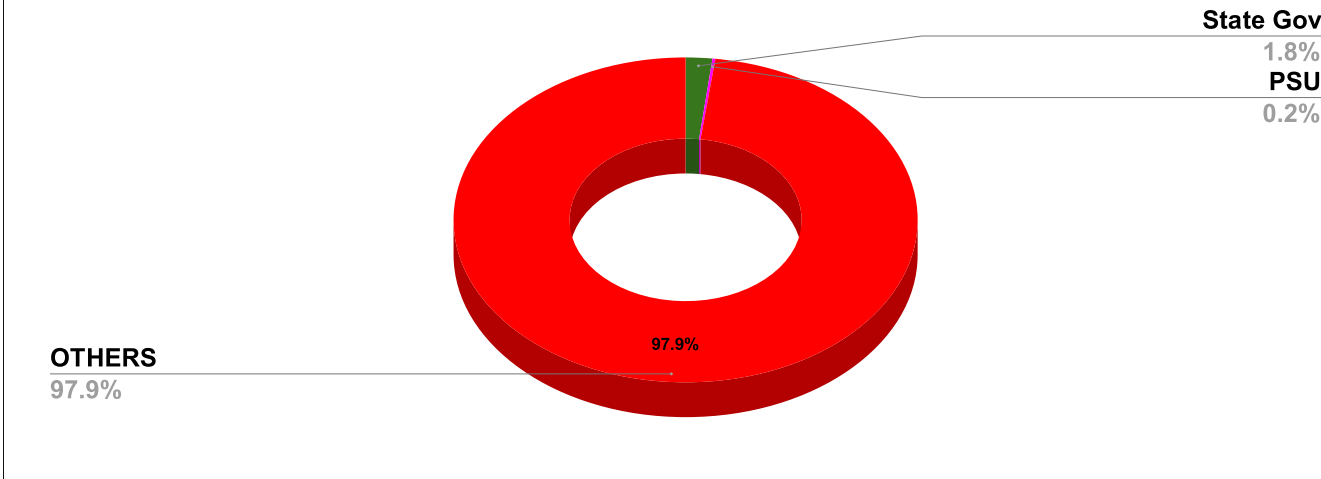
Name of Executive Engineer	Smt.Sonia.S
-----------------------------------	-------------

Name of Revenue officer	Sri. Philipose Varghese
--------------------------------	-------------------------

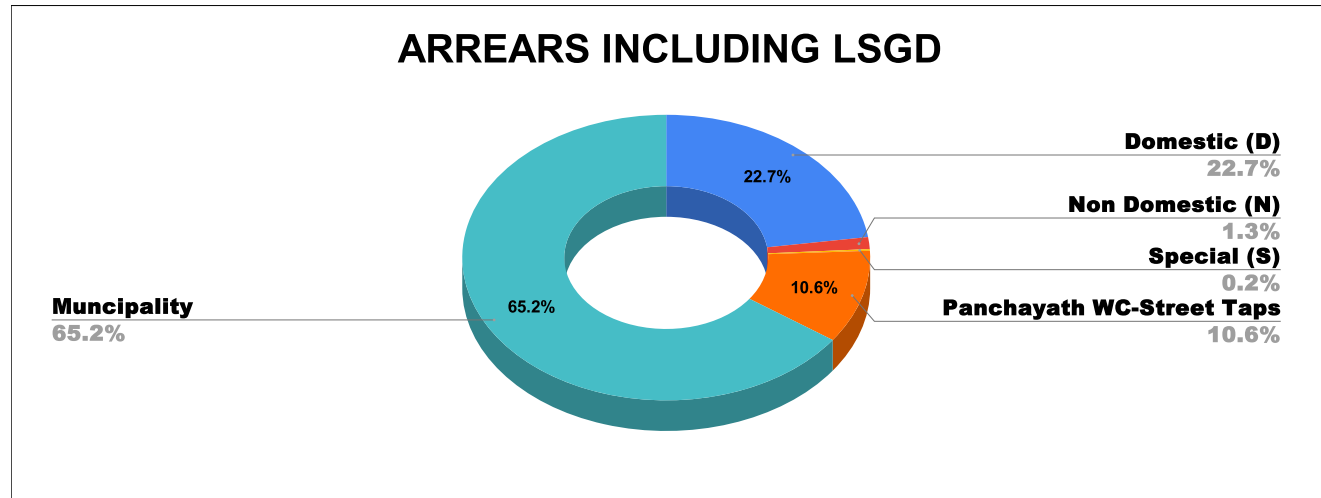
CONNECTIONS AS ON AS ON NOVEMBER :	85,259	ARREARS IN CRORE AS ON NOVEMBER :	6.01
---	---------------	--	-------------

ARREARS				
STATE GOVERNMENT	CENTRAL GOVERNMENT	PSU	OTHERS	LSGD
17,69,309	4,301	1,96,302	9,39,63,433	18,75,74,055

ARREAR BREAK UP INCLUDING LSGD



ARREARS INCLUDING LSGD



DOMESTIC	NON DOMESTIC	INDUSTRIAL	SPECIAL	BULK SUPPLY	Panchayath WC-Street Taps	Municipality WC -Street Taps	Corporation WC -Street Taps
5,62,05,906	33,36,563	1,33,619	4,72,444	0	2,61,39,962	16,14,34,093	0

ARREARS WITH OUT LSGD

Special (S)

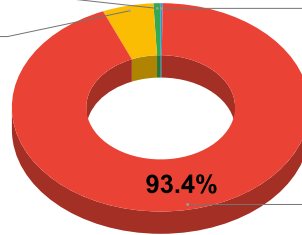
0.8%

Non Domestic (N)

5.5%

Industrial (I)

0.2%



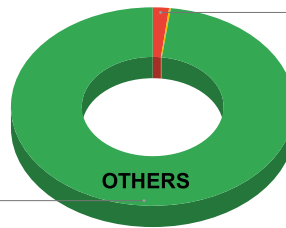
Domestic (D)

93.4%

ARREAR BREAK UP WITH OUT LSGD

State Gov

1.8%



Domestic, Nondomestic and others

97.9%

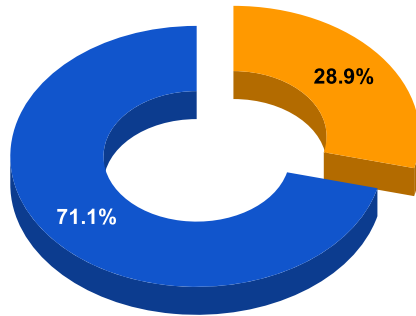
OTHERS

TOP DEFAULTERS OF KADUTHURUTHY FOR THE MONTH OF NOVEMBER

SL NO	NAME	ARREAR
1	THE SUPERINTENDENT, NO C1-2739/2020, GOVT. HOSPITAL, VAIKOM	3,22,054
2	THE SUB INSPECTOR O F POLICE, KIDANGOOR POLICE STATION, KIDANGOOR, .	2,39,244
3	GOVT. POLYTECHNIC KADUTHURUTHY PRINCIPAL, 9/46/A, PRINCIPAL GOVT POLY TECHNIC , APPACHIRA, KADUTHURUTHY	85,661
4	ASST ENGINEER, K.S.E.B VALLAKKAM, PADINJAREKKARA P.O, UDAYANAPURAM	81,788
5	THE HEAD MASTER, A J JOHN MEMORIAL H S, THALAYOLAPARAMBU, .	81,675
6	ABRAHAM KURIAN, PERIYAPURATHU, AYAMKUDY P O, THAMES VALLEY DRINKING PACKAGE	74,415
7	THE SECRETARY NJEEZHUR G.PANCHAYATH, III/364C, PALLYKUNNU KUDIVELLA PADHATHI, NJEEZHOOR	65,380
8	Parukuttiyamma, 178/kodikulath, Manjoor, Manjoor	51,321
9	THE SUPRENTENDENT, GOVT HOSPITAL, VAIKOM. P.O, HOSPITAL ROAD 9446751116	50,761

BPL DATA

BPL CONNECTIONS AS % OF TOTAL LIVE CONNECTIONS



● BPL CONNECTIONS ● TOTAL LIVE CONNECTIONS

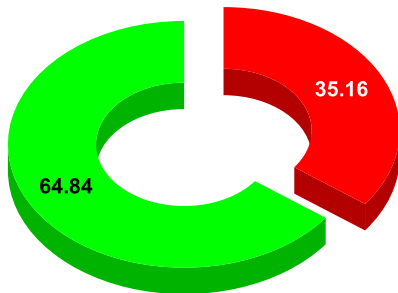
TOTAL NO OF BPL CONNECTIONS

AS ON JULY 2023 24,637

COMPREHENSIVE INDEX

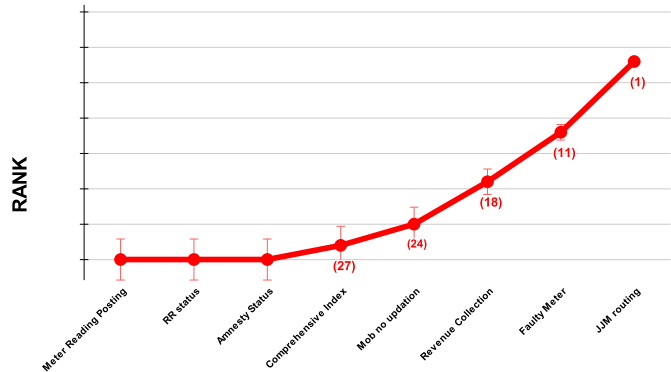
Marks	Total marks	Rank
#N/A	100	#N/A

MARKS OBTAINED



● Percent Score to be Achieved ● Percent Score Achieved

DIVISION RANK IN VARIOUS PARAMETERS



Marks	Total marks	Rank
#N/A	100	#N/A

COMPREHENSIVE INDEX

REVENUE COLLECTION ACHIEVEMENT

METER READING POSTING

FAULTY METER REPLACEMENT

MOBILE NO UPDATION

REVENUE RECOVERY STATUS

JAL JEEVAN MISSION ROUTING

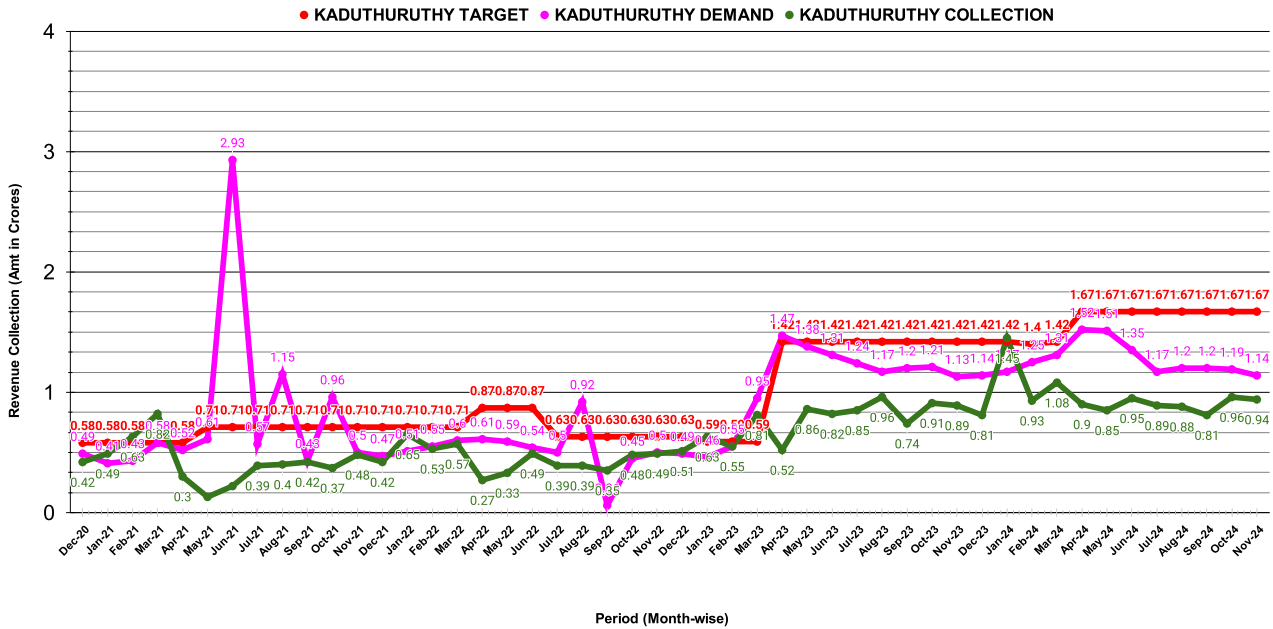
AMNESTY

Marks	Total marks	Rank
19.33	25	16
0.00	16	31
16.77	20	11
2.00	10	17
0.55	8	29
9.61	10	30
0.55	11	

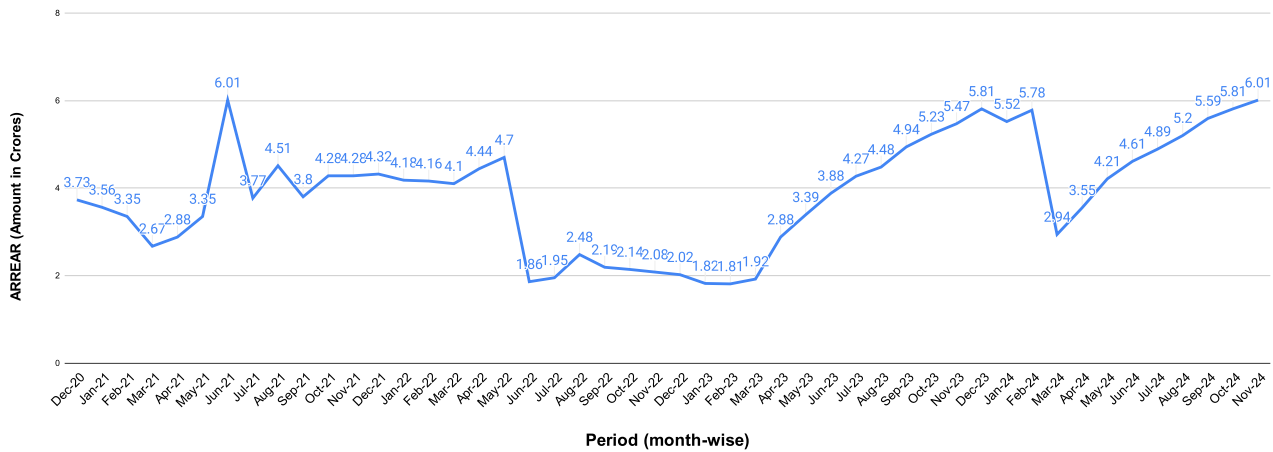
REVENUE COLLECTION ACHIEVEMENT

Marks	Total marks	Rank
19.33	25.00	16

DEMAND, TARGET AND COLLECTION TREND (EXCLUDING LSGD)



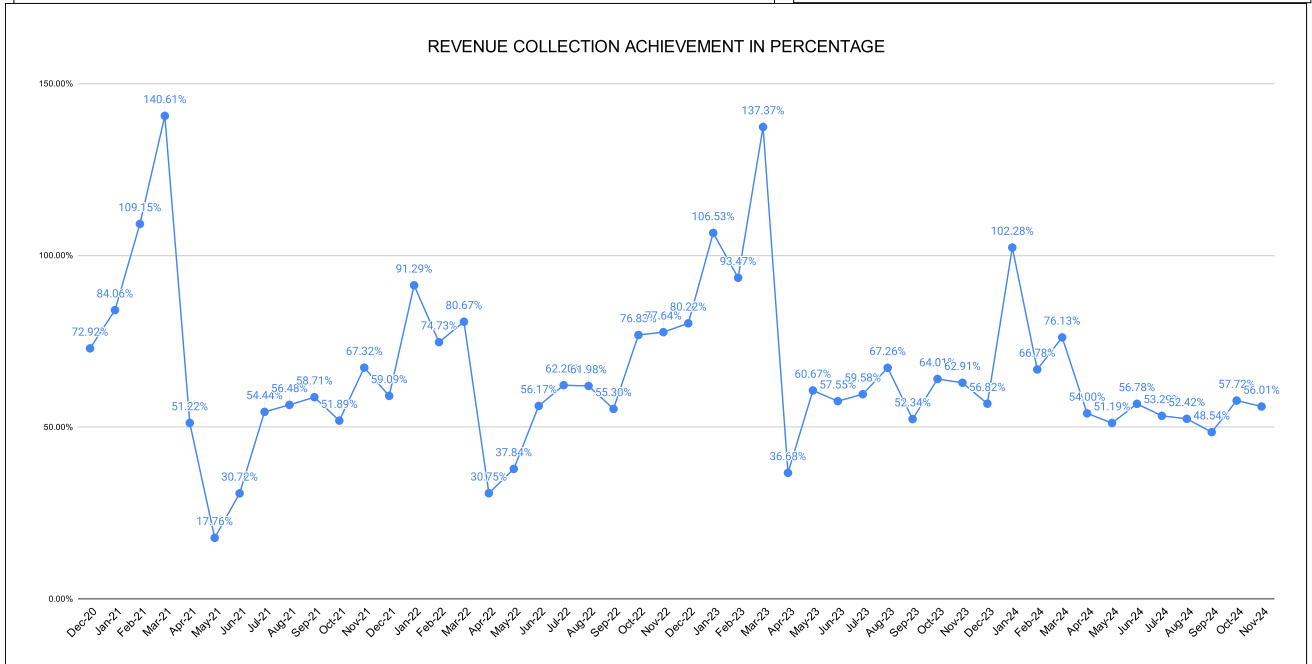
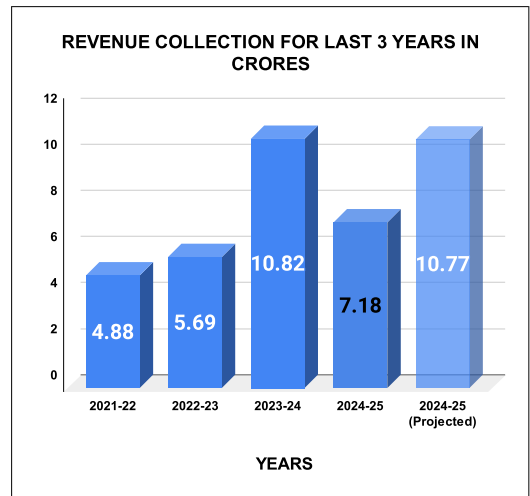
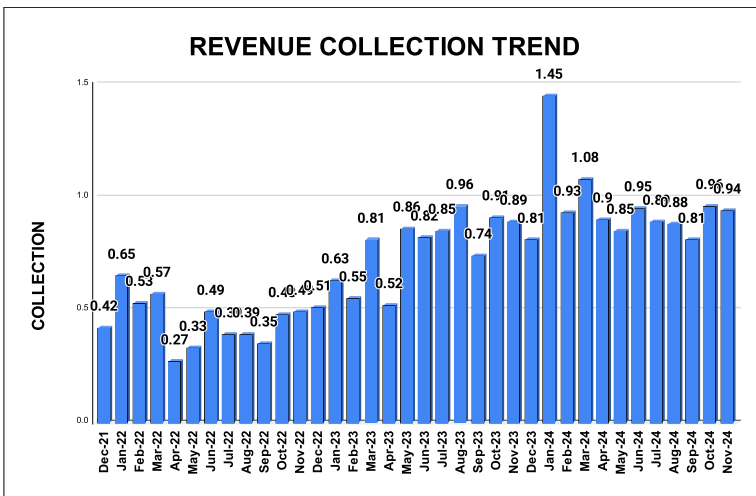
ARREAR WITHOUT LSGD TREND



COLLECTION IN LAKHS

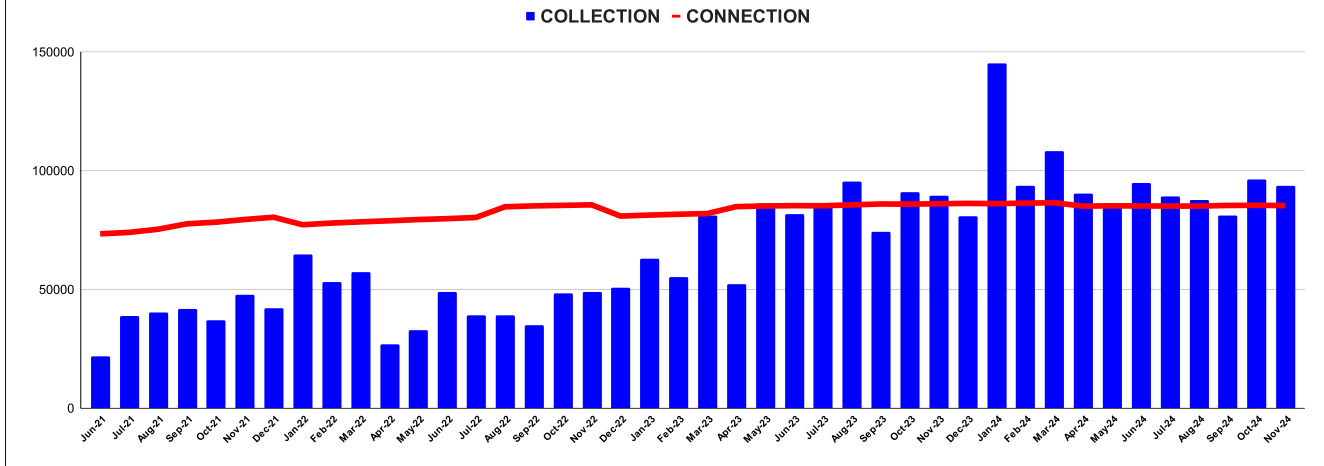
YEAR	April	May	June	July	August	September	October	November	December	January	February	March
2020-21	1.84	17.72	30.49	30.14	15.73	24.73	35.02	34.40	42.29	48.75	63.31	81.55
2021-22	29.71	12.61	21.81	38.65	40.10	41.68	36.84	47.80	41.96	64.81	53.06	57.27
2022-23	26.76	32.92	48.87	39.18	39.05	34.84	48.41	48.92	50.54	62.85	55.15	81.05
2023-24	52.08	86.15	81.72	84.60	95.51	74.33	90.90	89.33	80.68	145.23	93.49	108.11
2024-25	90.18	85.48	94.82	89.00	87.54	81.06	96.39	93.54				

YEAR	2020-21	2021-22	2022-23	2023-24	2024-25	2024-25 (Proj)
COLLECTION IN LAKHS	425.98	486.31	568.53	1,082.14	718.02	1,077.04



COLLECTIONS VS CONNECTIONS TREND FOR THE LAST 42 MONTHS

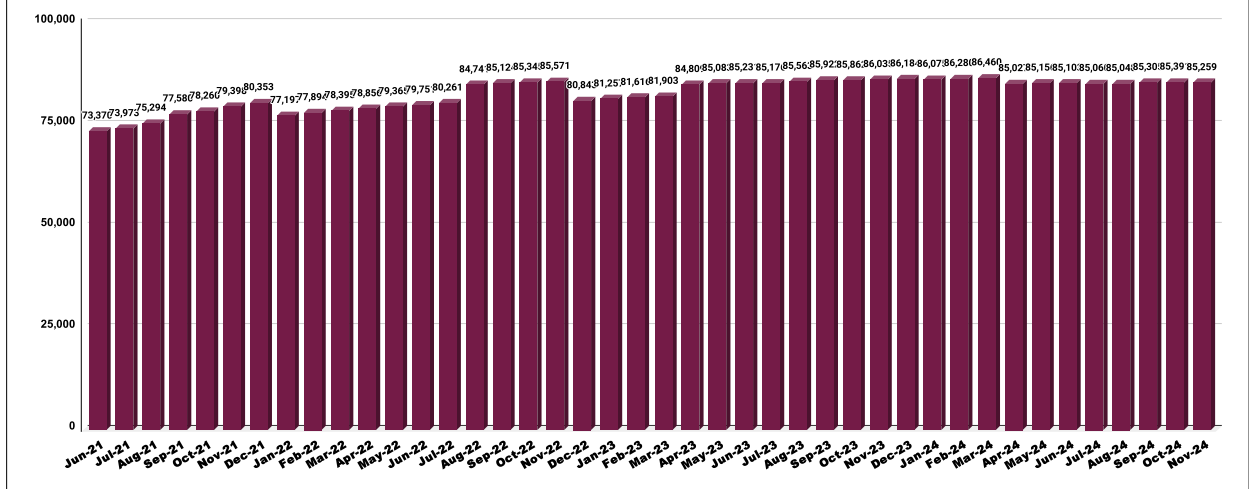
COLLECTION VS CONNECTIONS TREND FOR THE LAST 42 MONTHS



CONNECTION OF LAST 56 MONTHS

YEAR	April	May	June	July	August	September	October	November	December	January	February	March
2020-21	51,350	51,446	51,756	52,100	52,363	52,774	52,952	54,110	56,328	58,619	62,069	63,600
2021-22	66,925	67,922	73,370	73,973	75,294	77,580	78,260	79,398	80,353	77,197	77,894	78,395
2022-23	78,856	79,365	79,751	80,261	84,741	85,124	85,345	85,571	80,843	81,257	81,616	81,903
2023-24	84,809	85,083	85,231	85,176	85,563	85,922	85,862	86,035	86,184	86,075	86,280	86,460
2024-25	85,027	85,156	85,103	85,060	85,048	85,305	85,391	85,259				

CONNECTION TREND OF LAST 42 MONTHS




METER READING POSTING	Marks	Total marks	Rank
	0.00	16	31

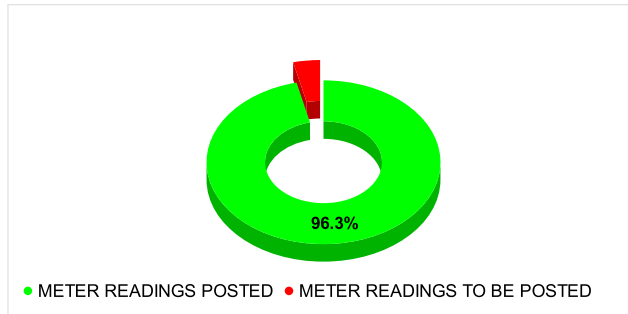
Total No. of Live connection on June	Total No. of readings posted on June	Total Readings of June against 50% Total Live Connections of June 24
82,533	43,349	105.05%
Total No. of Live connection on August	Total No. of readings posted on August	Total Readings of August against 50% Total Live Connections of August 24
82,242	43,251	105.18%
Total No. of Live connection on October	Total No. of readings posted on October	Total Readings of October against 50% Total Live Connections of October 24
35,612	42,853	240.67%

Total No. of Live connection on July	Total No. of readings posted on July	Total Readings of July against 50% Total Live Connections of July 24
82,492	39,719	96.30%
Total No. of Live connection on September	Total No. of readings posted on September	Total Readings of September against 50% Total Live Connections of September 24
82,486	39,361	95.44%
Total No. of Live connection on November	Total No. of readings posted on November	Total Readings of November against 50% Total Live Connections of November 24
82,097	39,454	96.12%


METER READING POSTING % AGAINST NUMBER OF LIVE CONNECTIONS OF JUNE



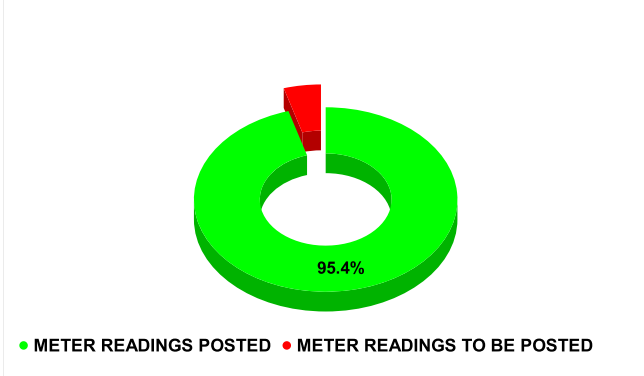
METER READING POSTING % AGAINST NUMBER OF LIVE CONNECTIONS OF JULY




METER READING POSTING % AGAINST NUMBER OF LIVE CONNECTIONS OF AUGUST



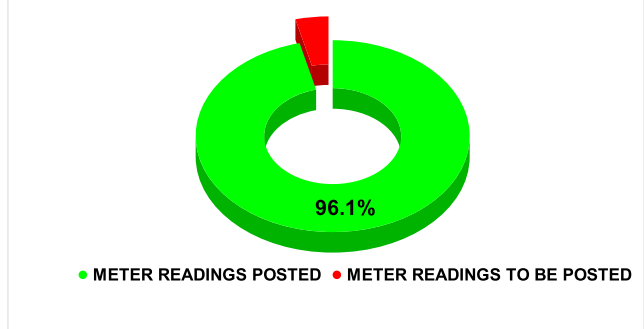
METER READING POSTING % AGAINST NUMBER OF LIVE CONNECTIONS OF SEPTEMBER



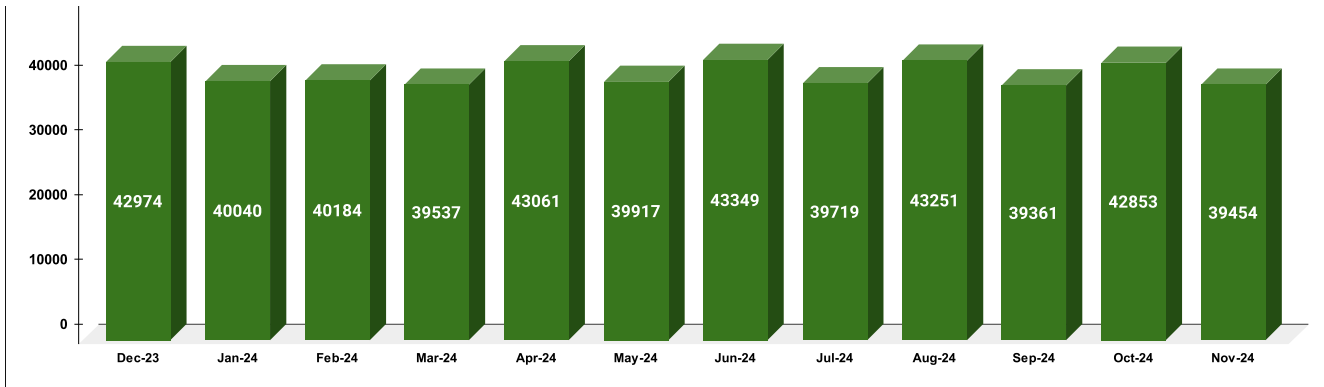
METER READING POSTING % AGAINST NUMBER OF LIVE CONNECTIONS OF OCTOBER



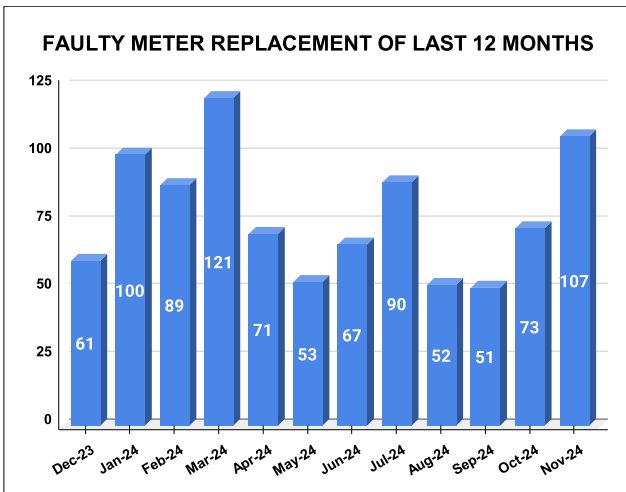
METER READING POSTING % AGAINST NUMBER OF LIVE CONNECTIONS OF NOVEMBER



METER READING POSTED FOR LAST 12 MONTHS




FAULTY METER Marks **16.77** Total marks **20** Rank **11**



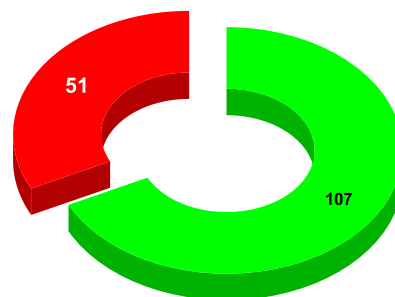
MONTH	Total No.of Faulty meters	Number of Faulty meter replaced	Number of Faulty meter pending
JUNE	120	67	53
JULY	92	90	2
AUGUST	107	52	55
SEPTEMBER	121	51	70
OCTOBER	164	73	91
NOVEMBER	158	107	51

FAULTY METER REPLACED VS FAULTY METER TO BE REPLACED ON OCTOBER



● NO OF FAULTY METERS REPLACED
● FAULTY METERS TO BE REPLACED

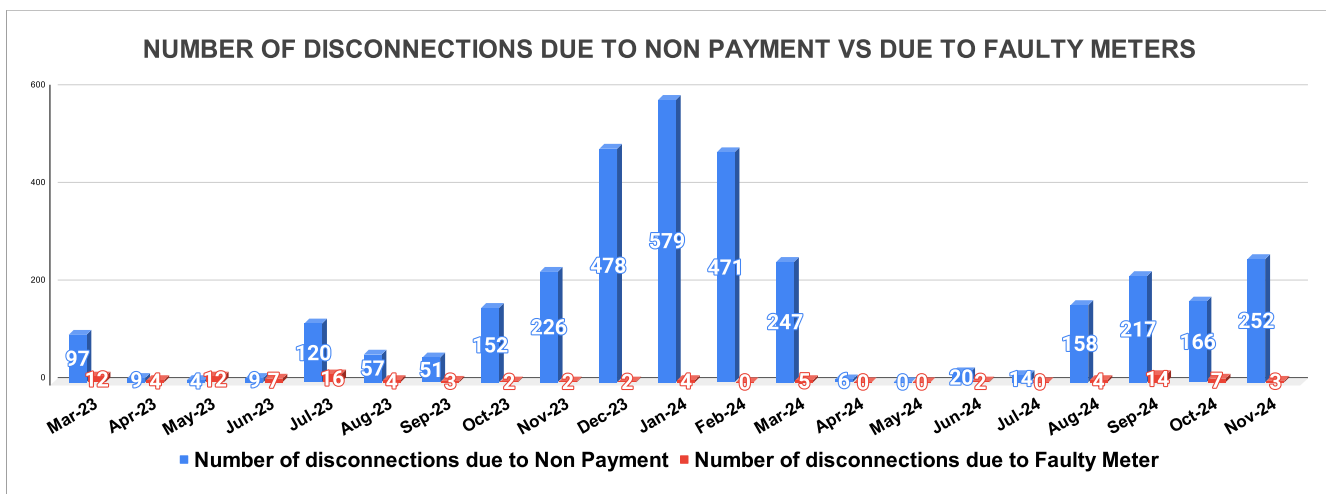
FAULTY METER REPLACED VS FAULTY METER TO BE REPLACED ON NOVEMBER



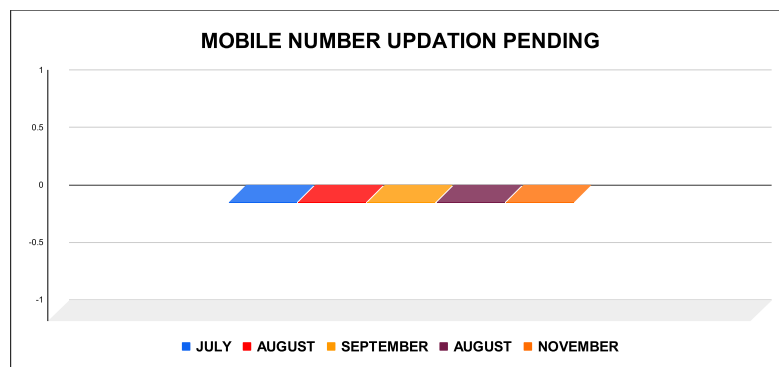
● NO OF FAULTY METERS REPLACED
● FAULTY METERS TO BE REPLACED

DISCONNECTION STATUS Marks **-** Total marks **-** Rank **-**

DISCONNECTI ONS	APRIL	MAY	JUNE	JULY	AUGUST	SEPTEMBER	OCTOBER	NOVEMBER	DECEMBER	JANUARY	FEBRUARY	MARCH
DUE TO NON PAYMENT ()	9	4	9	120	57	51	152	226	478	579	471	247
DUE TO FAULTY METER ()	4	12	7	16	4	3	2	2	2	4	0	5
DUE TO NON PAYMENT ()	6	0	20	14	158	217	166	252				
DUE TO FAULTY METER ()	0	0	2	0	4	14	7	3				

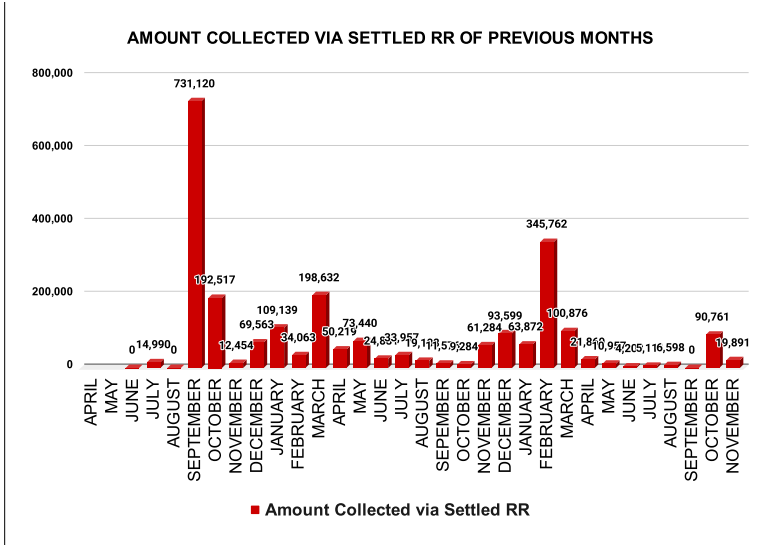


MOBILE NUMBER UPDATION	Marks	Total marks	Rank
	2.00	10	17



Mobile Number updation pending				
JULY	AUGUST	SEPTEMBER	OCTOBER	NOVEMBER
0	0	0	0	0

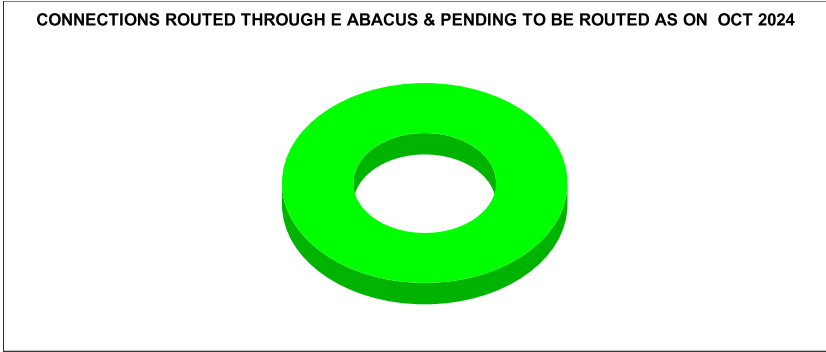
REVENUE RECOVERY STATUS	Marks	Total marks	Rank
	0.55	8	29



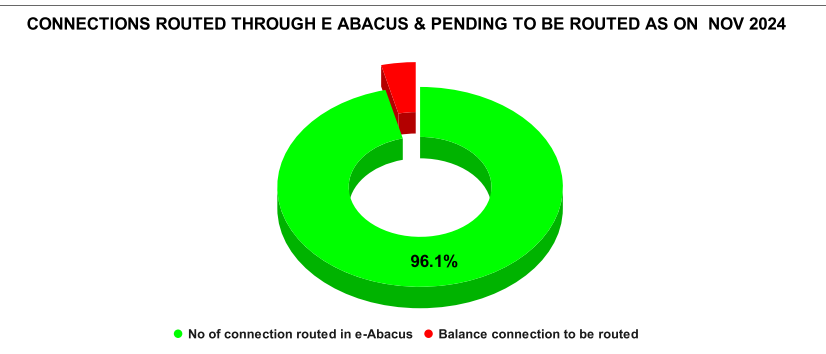
MONTH	No of RR Notices Issued	No of RR Proceed	No Of RR Settled	Amount Collected via Settled RR
JUNE	420	7	2	4,203
JULY	142	19	2	5,111
AUGUST	64	32	2	6,598
SEPTEMBER	22	14	0	0
OCTOBER	49	32	11	90,761
NOVEMBER	126	24	4	19,891

JAL JEEVAN MISSION ROUTING

Marks	Total marks	Rank
9.61	10	30



Month	Total No of JJM Connection	No of connection routed in e-Abacus	Balance connection to be routed
JUNE	97	97	0
JULY	33	33	0
AUGUST	13	13	0



Month	Total No of JJM Connection	No of connection routed in e-Abacus	Balance connection to be routed
SEPTEMBER	302	302	0
OCTOBER	338	338	0
NOVEMBER	1,053	1,012	41

Sources of data	
Revenue Collection Data	DCB based on E-abacus data collected from Divisions and consolidated by RMC
Amnesty Data	Summary of Live data submitted by Revenue Division via Google sheet shared
Meter Reading Data	Data collected from division via google sheets
Faulty Meter Replacement Data	Data collected from division via google sheets
JJM Reading Posting	Data collected from division via google sheets
Moile Number updation Status	Data collected from division via google sheets
Disconnection data	Data collected from division via google sheets
BPL data	Data provided from DBA
Arrear Break up	Govt. Arrear , Central Govt. Arrear as on November based on e-abacus ; LSGD data based on DCB
Total Arrears and Total Connections	Data from DCB
Top Defaulters	Arrear data from E-abacus as on November