



# കേരള ജല അതോറിറ്റി

<b>KOTTAYAM</b>	<b>AUGUST</b>	Report Generated at 07/10/2024 14:49:50	<b>Rank -23</b>
-----------------	---------------	---	-----------------

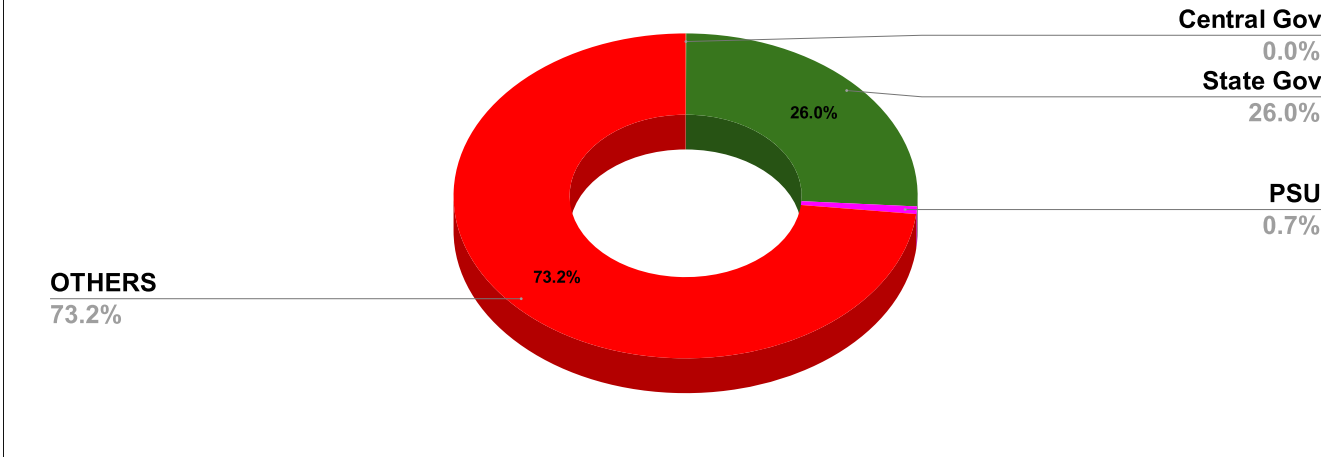
<b>Name of Executive Engineer</b>	Sri. Dileep Gopal
-----------------------------------	-------------------

<b>Name of Revenue officer</b>	Smt.Manju.C.K
--------------------------------	---------------

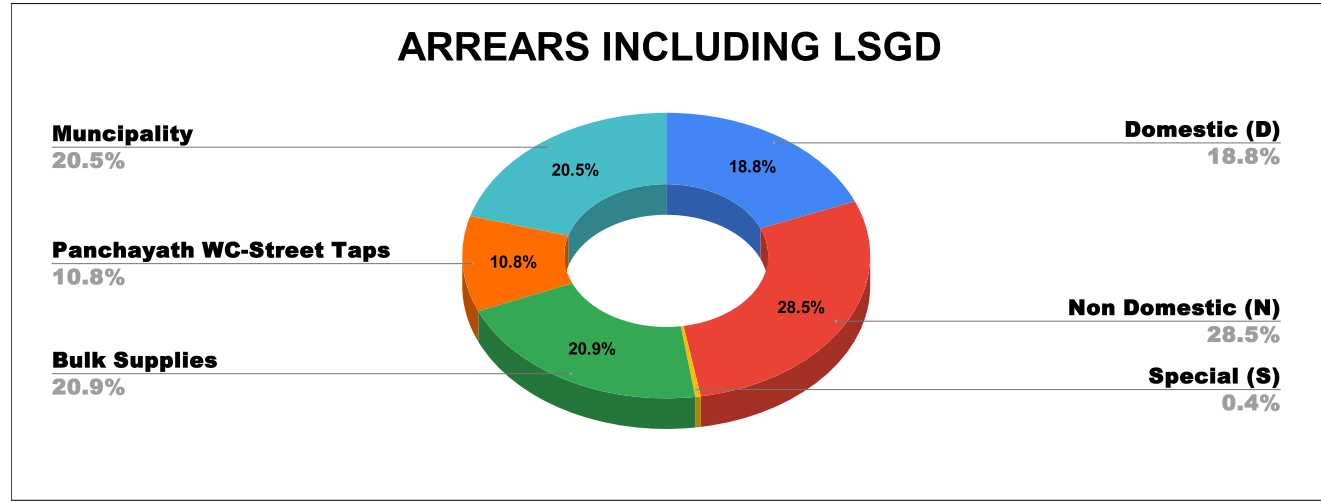
<b>CONNECTIONS AS ON AS ON AUGUST :</b>	<b>94,479</b>	<b>ARREARS IN CRORE AS ON AUGUST :</b>	<b>29.52</b>
---	---------------	--	--------------

ARREARS				
STATE GOVERNMENT	CENTRAL GOVERNMENT	PSU	OTHERS	LSGD
7,67,40,034	1,30,608	22,11,304	21,61,48,249	13,49,43,657

## ARREAR BREAK UP INCLUDING LSGD



## ARREARS INCLUDING LSGD



DOMESTIC	NON DOMESTIC	INDUSTRIAL	SPECIAL	BULK SUPPLY	Panchayath WC-Street Taps	Municipality WC -Street Taps	Corporation WC - Street Taps
8,08,48,452	12,26,02,606	-97,309	18,95,256	8,99,81,190	4,66,06,860	8,83,36,797	0

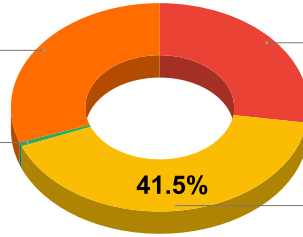
## ARREARS WITH OUT LSGD

**Bulk Supplies**  
30.5%

**Domestic (D)**  
27.4%

**Special (S)**  
0.6%

**Non Domestic (N)**  
41.5%



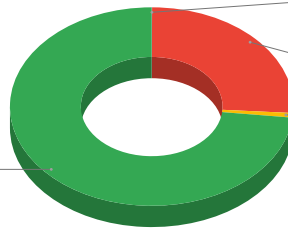
## ARREAR BREAK UP WITH OUT LSGD

**Domestic, Nondomestic and others**  
73.2%

**Central Gov**  
0.0%

**State Gov**  
26.0%

**PSU**  
0.7%

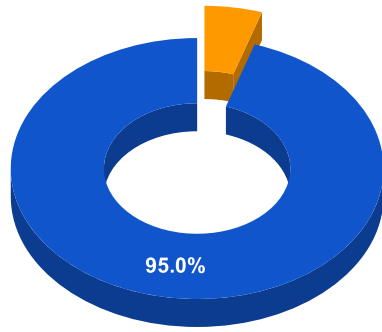


## TOP DEFAULTERS OF KOTTAYAM FOR THE MONTH OF AUGUST

SL NO	NAME	ARREAR
1	MUNICIPAL SECRETARY, PALA MUNICIPALITY, PUBLIC TOILET NEAR KURISUPALLY, .PALA	89,22,884
2	MUNICIPAL SECRETARY, PALA PO, Mundupalam Comtort Station, .238/II	77,79,706
3	MUNICIPAL SECRETARY, Comfort Station, Chittettu Kadavu Road, 250/II, .Pala	58,44,622
4	THE EXECUTIVE ENGINEER, BUILDINGS DIVISION, P.W.D,KOTTAYAM, COLLECTORATE BUILDING	53,42,960
5	MUNICIPAL SECRETARY, PALA MUNICIPALITY, MUNICIPALITY BULDING PALA, .PALA	51,07,185
6	MUNICIPAL SECRETARY, COMFORT STATION , NEAR RTO GROUND, 169 VII , THOTTATHILKADAVU ROAD ,PALA, .	46,25,728
7	MUNICIPAL SECRETARY, TOILET ,NEAR PALA MARKET, 45 XVII ,RAMAPURAM ROAD ,PALA, .	43,42,422
8	MUNICIPAL SECRETARY, TOWN HALL BUILDING, .PALA PO, .	42,97,785
9	THE SECRETARY, MUNICIPAL COUNCIL , TOILET NEAR TOWN, HALL BUILDING ,RIVER VIEW ROAD ,PALA, .	42,72,484
10	THE SECRETARY, MUNICIPALITY PALA, TOILET NEAR VALIYAPALAM, PALA 2044(2)W20	37,38,105

## BPL DATA

BPL CONNECTIONS AS % OF TOTAL LIVE CONNECTIONS



● BPL CONNECTIONS ● TOTAL LIVE CONNECTIONS

TOTAL NO OF BPL CONNECTIONS

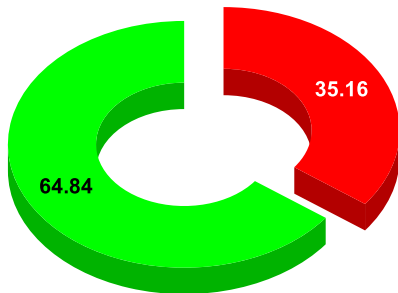
AS ON JULY 2023

4,548

## COMPREHENSIVE INDEX

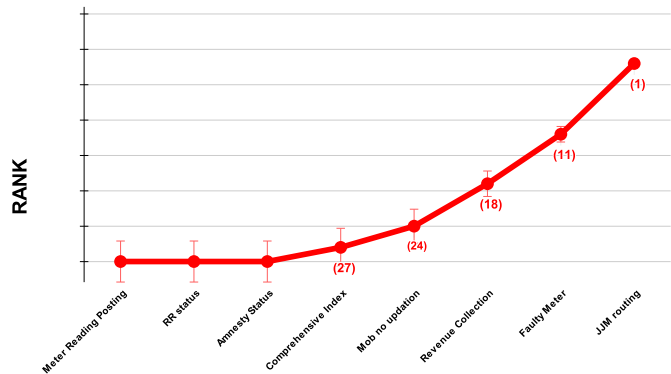
Marks	Total marks	Rank
68.18	100	23

MARKS OBTAINED



● Percent Score to be Achieved ● Percent Score Achieved

DIVISION RANK IN VARIOUS PARAMETERS



Marks	Total marks	Rank
68.18	100	23

COMPREHENSIVE INDEX

REVENUE COLLECTION ACHIEVEMENT

METER READING POSTING

FAULTY METER REPLACEMENT

MOBILE NO UPDATION

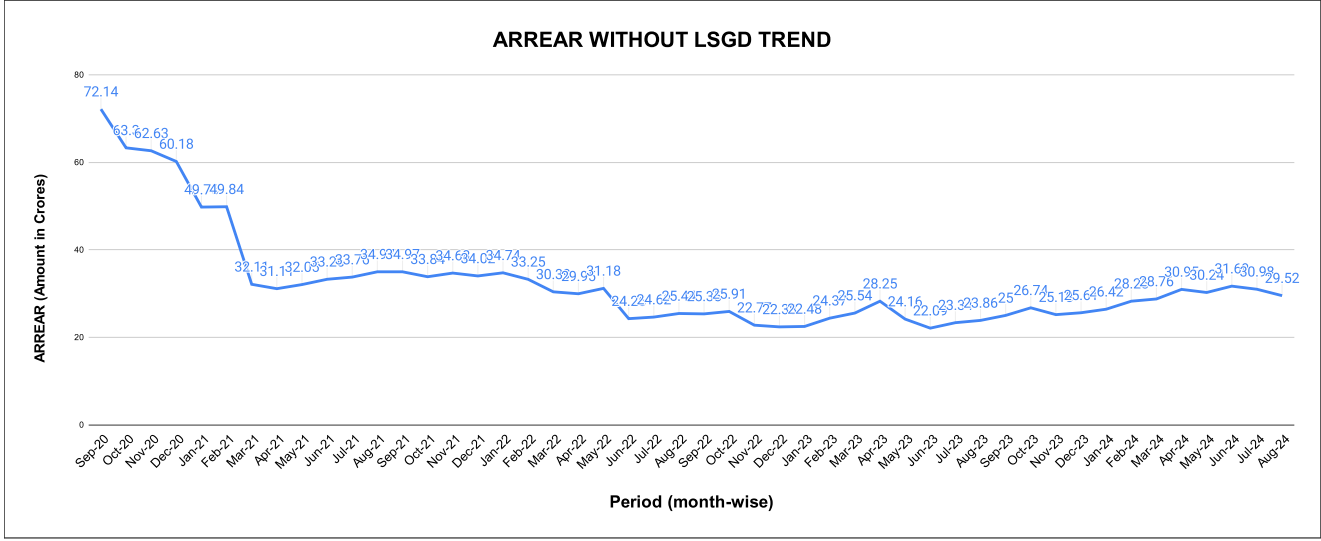
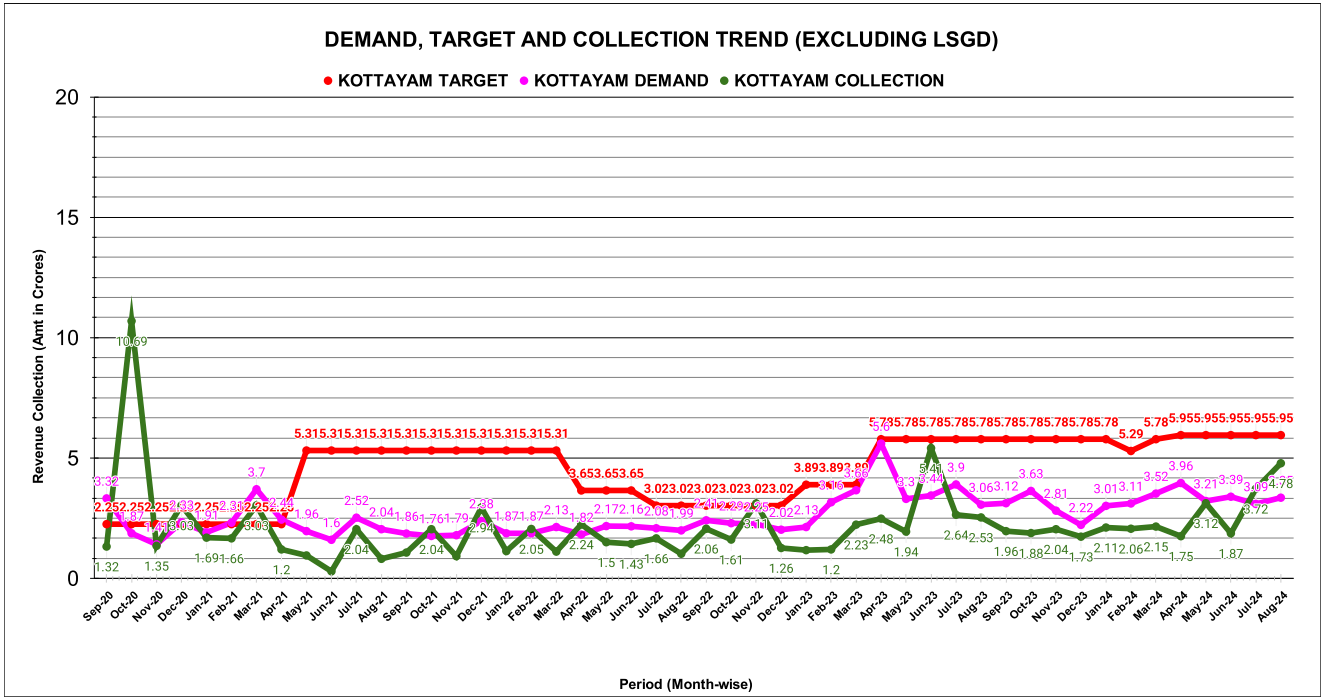
REVENUE RECOVERY STATUS

JAL JEEVAN MISSION ROUTING

AMNESTY

11.52	25	27
15.68	16	18
14.68	20	12
10.00	10	13
2.42	8	11
10.00	10	12
3.88	11	28

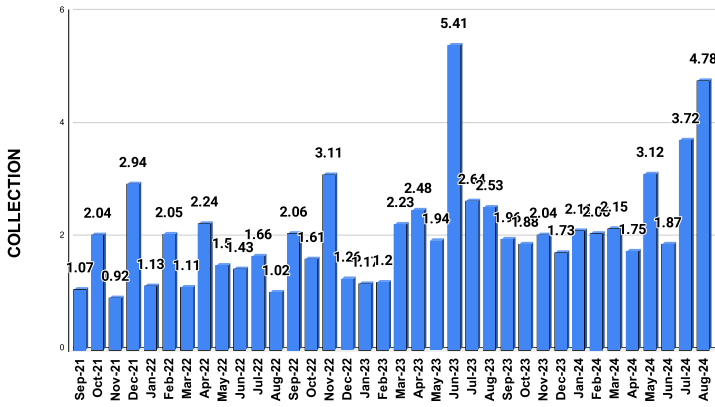




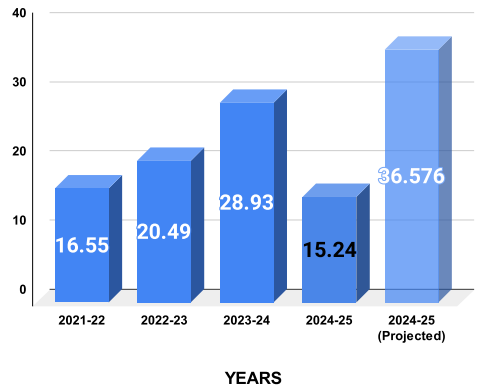
### COLLECTION IN LAKHS

YEAR	April	May	June	July	August	September	October	November	December	January	February	March
2020-21	4.41	30.46	65.10	91.32	48.27	131.94	1,068.79	134.90	302.58	168.99	165.67	302.75
2021-22	120.20	95.36	29.32	204.22	81.24	107.32	203.72	92.37	294.12	112.87	204.80	111.50
2022-23	224.38	149.71	142.76	165.55	102.13	206.10	160.68	311.42	126.41	116.72	119.78	223.04
2023-24	248.27	194.32	541.49	264.22	252.76	195.81	187.55	204.21	172.74	211.09	206.23	214.92
2024-25	174.90	312.13	186.92	371.52	477.93							
YEAR	2020-21	2021-22	2022-23	2023-24	2024-25	2024-25 (Proj)						
COLLECTION IN LAKHS	2,515.17	1,657.04	2,048.68	2,893.61	1,523.40	3,656.16						

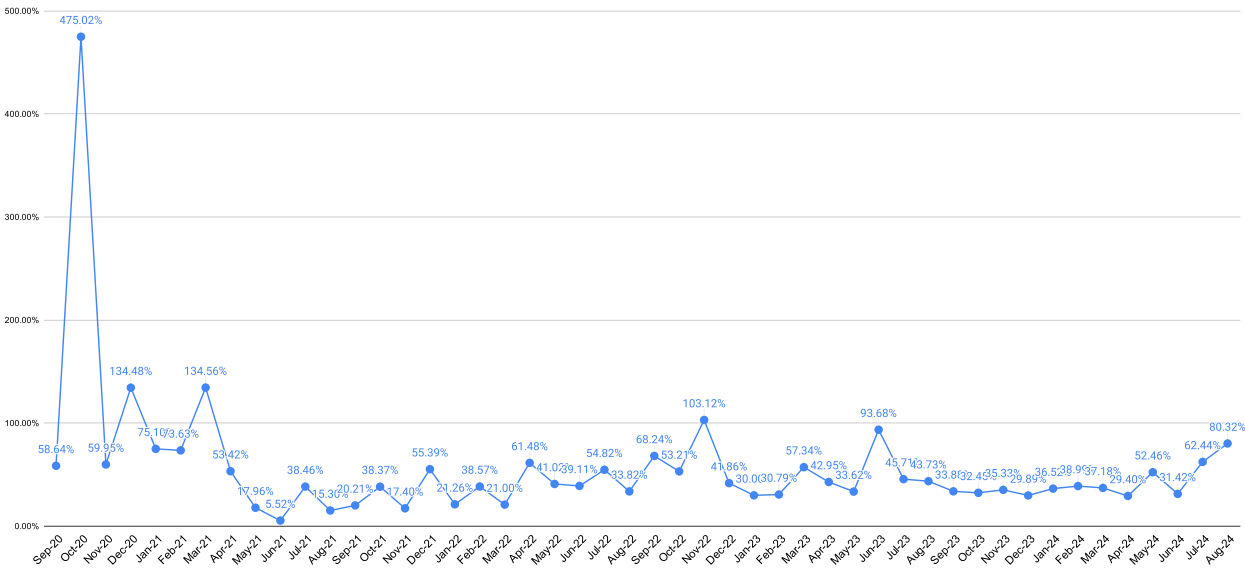
### REVENUE COLLECTION TREND



### REVENUE COLLECTION FOR LAST 3 YEARS IN CRORES

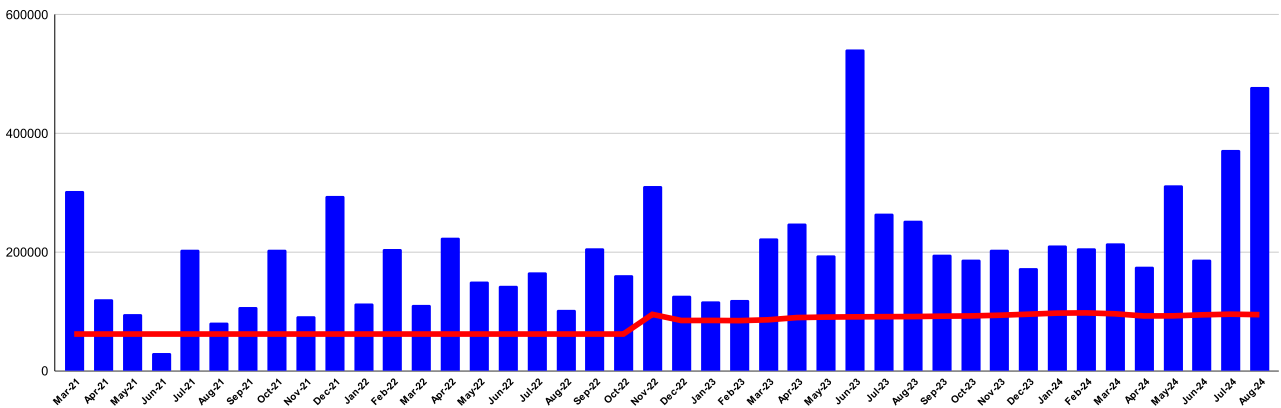


### REVENUE COLLECTION ACHIEVEMENT IN PERCENTAGE



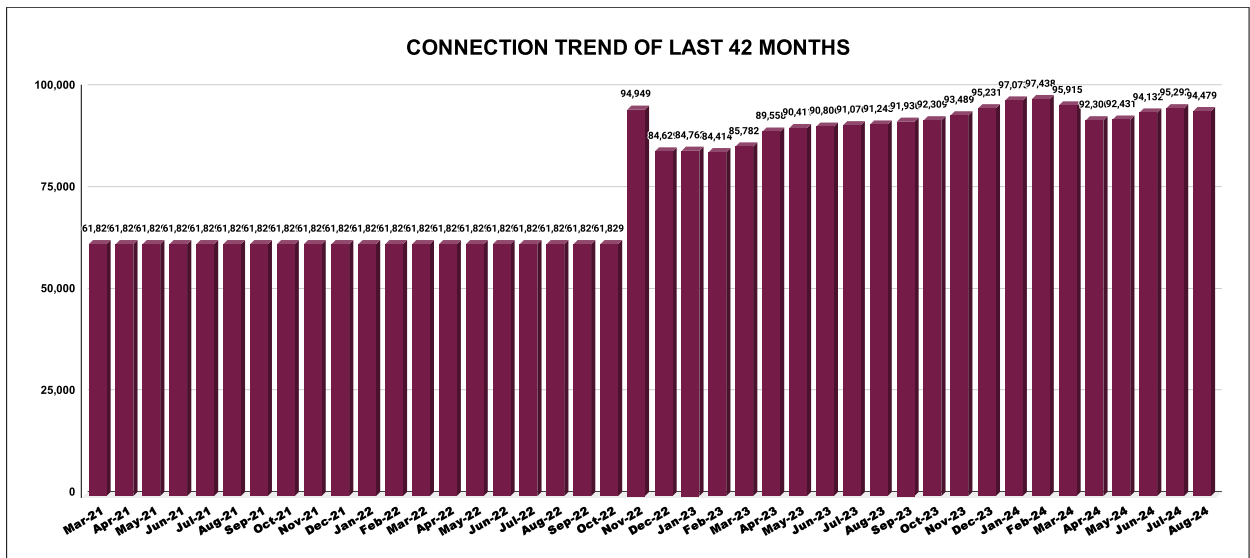
### COLLECTIONS VS CONNECTIONS TREND FOR THE LAST 42 MONTHS

■ COLLECTION - CONNECTION



### CONNECTION OF LAST 53 MONTHS

YEAR	April	May	June	July	August	September	October	November	December	January	February	March
2020-21	59,815	60,112	60,624	61,098	61,213	61,429	61,829	61,829	61,829	61,829	61,829	61,829
2021-22	61,829	61,829	61,829	61,829	61,829	61,829	61,829	61,829	61,829	61,829	61,829	61,829
2022-23	61,829	61,829	61,829	61,829	61,829	61,829	61,829	94,949	84,629	84,762	84,414	85,782
2023-24	89,558	90,411	90,806	91,076	91,243	91,930	92,309	93,489	95,231	97,073	97,438	95,915
2024-25	92,300	92,431	94,132	95,292	94,479							



METER READING POSTING	Marks	Total marks	Rank
	15.68	16	18

Total No. of Live connection on March	Total No. of readings posted on March	Total Readings of March against 50% Total Live Connections of March 24
86,521	43,201	99.86%

Total No. of Live connection on April	Total No. of readings posted on April	Total Readings of April against 50% Total Live Connections of April 24
86,812	39,801	91.69%

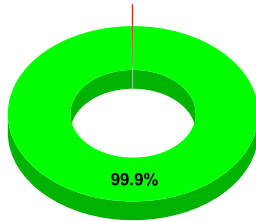
Total No. of Live connection on May	Total No. of readings posted on May	Total Readings of May against 50% Total Live Connections of May 24
86,944	39,956	91.91%

Total No. of Live connection on June	Total No. of readings posted on June	Total Readings of June against 50% Total Live Connections of June 24
88,621	40,016	90.31%

Total No. of Live connection on July	Total No. of readings posted on July	Total Readings of July against 50% Total Live Connections of July 24
89,174	40,835	91.58%

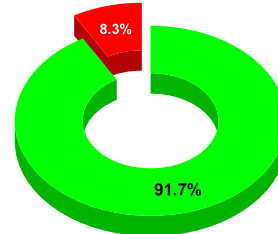
Total No. of Live connection on August	Total No. of readings posted on August	Total Readings of August against 50% Total Live Connections of August 24
88,279	43,095	97.63%

**METER READING POSTING % AGAINST NUMBER OF LIVE CONNECTIONS OF MARCH**



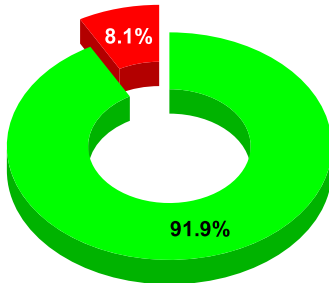
● METER READINGS POSTED ● METER READINGS TO BE POSTED

**METER READING POSTING % AGAINST NUMBER OF LIVE CONNECTIONS OF APRIL**



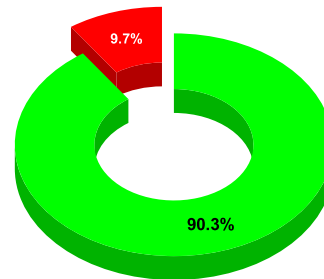
● METER READINGS POSTED ● METER READINGS TO BE POSTED

**METER READING POSTING % AGAINST NUMBER OF LIVE CONNECTIONS OF MAY**



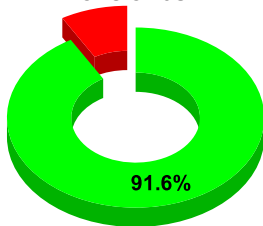
● METER READINGS POSTED ● METER READINGS TO BE POSTED

**METER READING POSTING % AGAINST NUMBER OF LIVE CONNECTIONS OF JUNE**



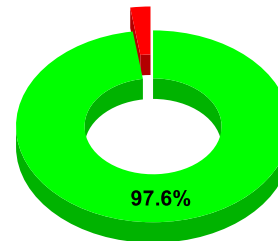
● METER READINGS POSTED ● METER READINGS TO BE POSTED

**METER READING POSTING % AGAINST NUMBER OF LIVE CONNECTIONS OF JULY**



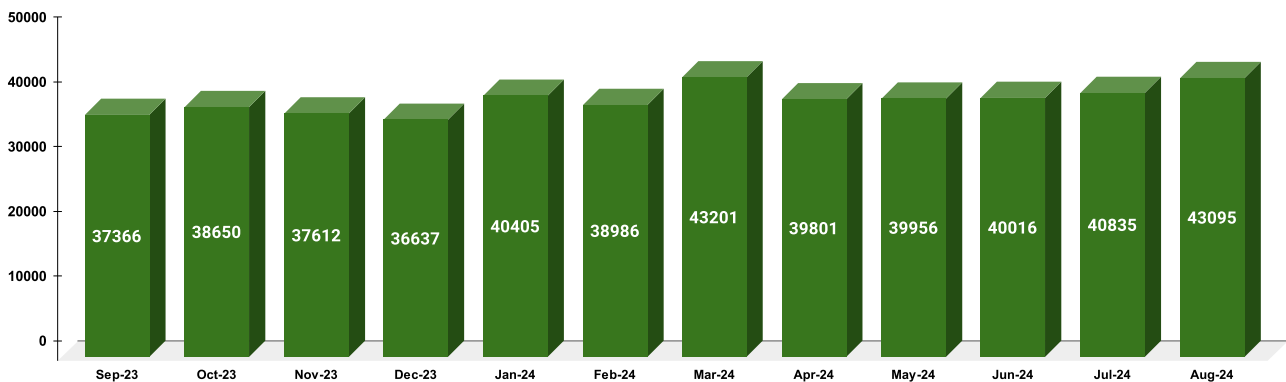
● METER READINGS POSTED ● METER READINGS TO BE POSTED

**METER READING POSTING % AGAINST NUMBER OF LIVE CONNECTIONS OF AUGUST**



● METER READINGS POSTED ● METER READINGS TO BE POSTED

**METER READING POSTED FOR LAST 12 MONTHS**

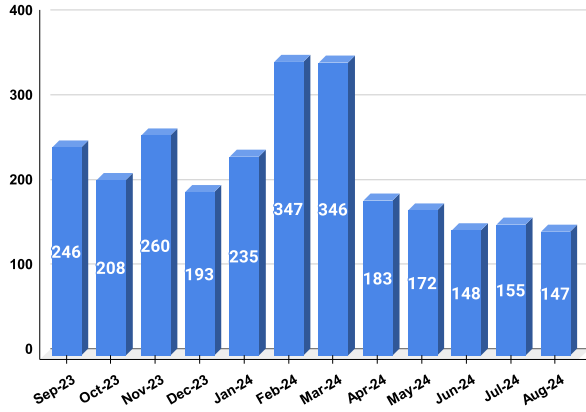




## FAULTY METER

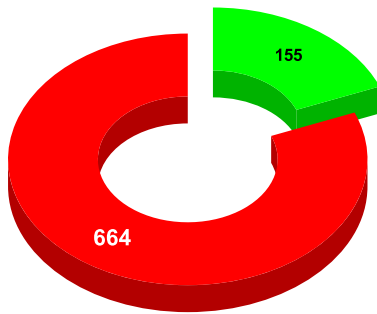
Marks	Total marks	Rank
14.68	20	12

**FAULTY METER REPLACEMENT OF LAST 12 MONTHS**



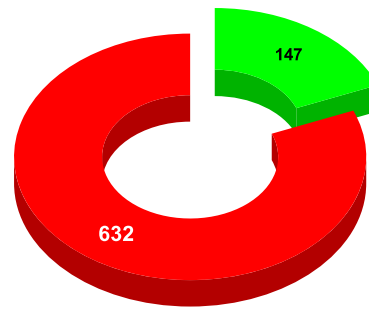
MONTH	Total No.of Faulty meters	Number of Faulty meter replaced	Number of Faulty meter pending
MARCH	732	346	386
APRIL	748	183	565
MAY	792	172	620
JUNE	821	148	673
JULY	819	155	664
AUGUST	779	147	632

**FAULTY METER REPLACED VS FAULTY METER TO BE REPLACED ON JULY**



- NO OF FAULTY METERS REPLACED
- FAULTY METERS TO BE REPLACED

**FAULTY METER REPLACED VS FAULTY METER TO BE REPLACED ON AUGUST**



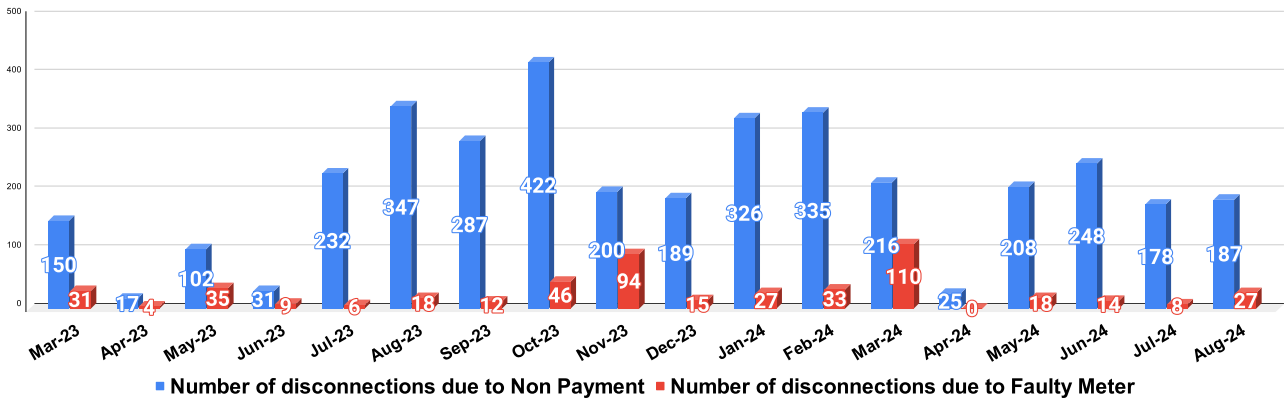
- NO OF FAULTY METERS REPLACED
- FAULTY METERS TO BE REPLACED

## DISCONNECTION STATUS

Marks	Total marks	Rank
-	-	-

DISCONNECTI ONS	APRIL	MAY	JUNE	JULY	AUGUST	SEPTEMBER	OCTOBER	NOVEMBER	DECEMBER	JANUARY	FEBRUARY	MARCH
DUE TO NON PAYMENT ( )	17	102	31	232	347	287	422	200	189	326	335	216
DUE TO FAULTY METER ( )	4	35	9	6	18	12	46	94	15	27	33	110
DUE TO NON PAYMENT ( )	25	208	248	178	187							
DUE TO FAULTY METER ( )	0	18	14	8	27							

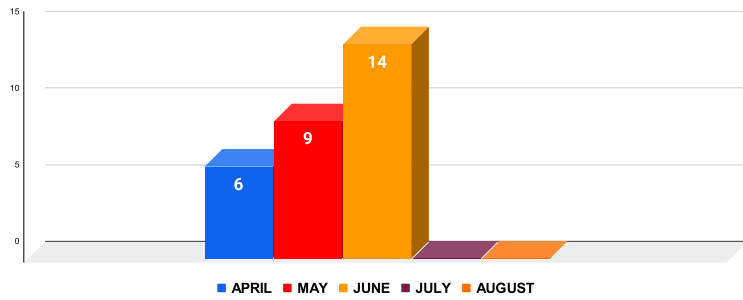
### NUMBER OF DISCONNECTIONS DUE TO NON PAYMENT VS DUE TO FAULTY METERS



### MOBILE NUMBER UPDATION

Marks	Total marks	Rank
10.00	10	13

#### MOBILE NUMBER UPDATION PENDING

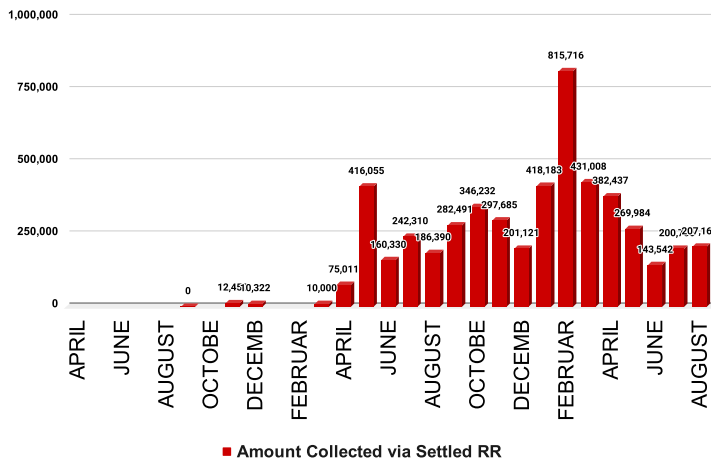


Mobile Number updation pending				
APRIL	MAY	JUNE	JULY	AUGUST
6	9	14	0	0

### REVENUE RECOVERY STATUS

Marks	Total marks	Rank
2.42	8	11

#### AMOUNT COLLECTED VIA SETTLED RR OF PREVIOUS MONTHS

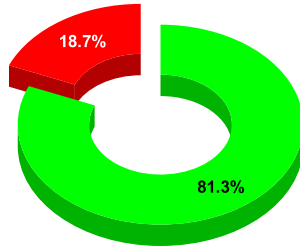


MONTH	No of RR Notices Issued	No of RR Proceed	No Of RR Settled	Amount Collected via Settled RR
MARCH	134	172	43	431,008
APRIL	105	155	56	382,437
MAY	35	74	45	269,984
JUNE	116	172	15,178	143,542
JULY	124	70	28	200,706
AUGUST	124	0	50	207,162

## JAL JEEVAN MISSION ROUTING

Marks	Total marks	Rank
10.00	10	12

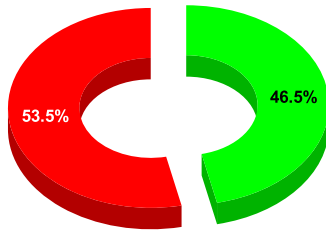
### CONNECTIONS ROUTED THROUGH E ABACUS & PENDING TO BE ROUTED AS ON JULY 2024



● No of connection routed in e-Abacus ● Balance connection to be routed

Month	Total No of JJM Connection	No of connection routed in e-Abacus	Balance connection to be routed
MARCH	167	167	0
APRIL	96	75	21
MAY	366	231	135
JUNE	169	166	3
JULY	82	100	23
AUGUST	78	47	54

### CONNECTIONS ROUTED THROUGH E ABACUS & PENDING TO BE ROUTED AS ON AUGUST 2024



● No of connection routed in e-Abacus ● Balance connection to be routed

#### Sources of data

Revenue Collection Data	DCB based on E-abacus data collected from Divisions and consolidated by RMC
Amnesty Data	Summary of Live data submitted by Revenue Division via Google sheet shared
Meter Reading Data	Data collected from division via google sheets
Faulty Meter Replacement Data	Data collected from division via google sheets
JJM Reading Posting	Data collected from division via google sheets
Moile Number updation Status	Data collected from division via google sheets
Disconnection data	Data collected from division via google sheets
BPL data	Data provided from DBA
Arrear Break up	Govt. Arrear , Central Govt. Arrear as on January based on e-abacus ; LSGD data based on DCB
Total Arrears and Total Connections	Data from DCB
Top Defaulters	Arrear data from E-abacus as on July