



കേരള ജല അതോറിറ്റി

PATHANAMTHITTA	AUGUST	Report Generated at 07/10/2024 14:49:43	Rank -20
-----------------------	---------------	---	-----------------

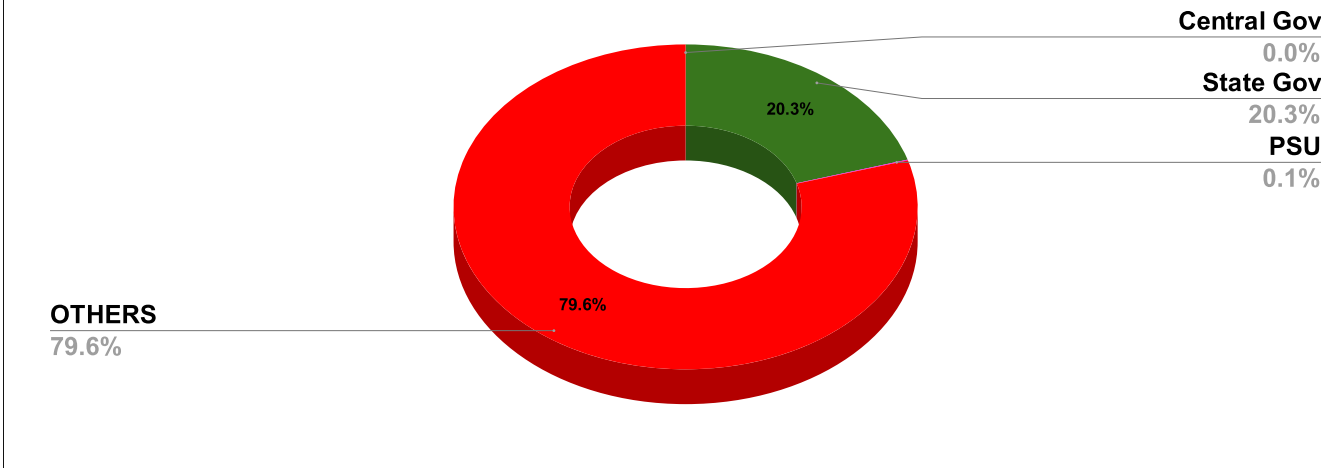
Name of Executive Engineer	Sri. Abraham Varghese
-----------------------------------	-----------------------

Name of Revenue officer	Sri.Padma Kumar K P
--------------------------------	---------------------

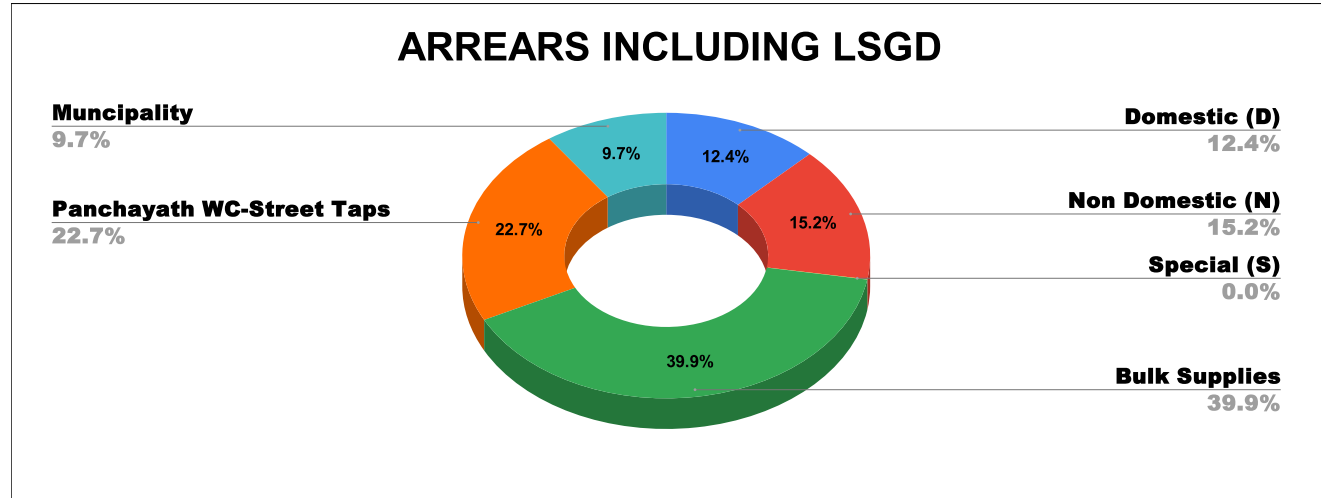
CONNECTIONS AS ON AS ON AUGUST :	92,375	ARREARS IN CRORE AS ON AUGUST :	24.43
---	---------------	--	--------------

ARREARS				
STATE GOVERNMENT	CENTRAL GOVERNMENT	PSU	OTHERS	LSGD
4,95,94,039	1,222	1,89,490	19,45,07,897	11,71,71,857

ARREAR BREAK UP INCLUDING LSGD

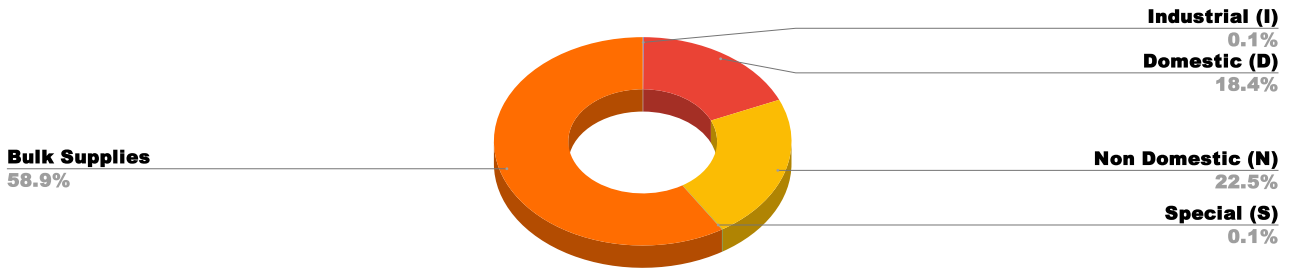


ARREARS INCLUDING LSGD

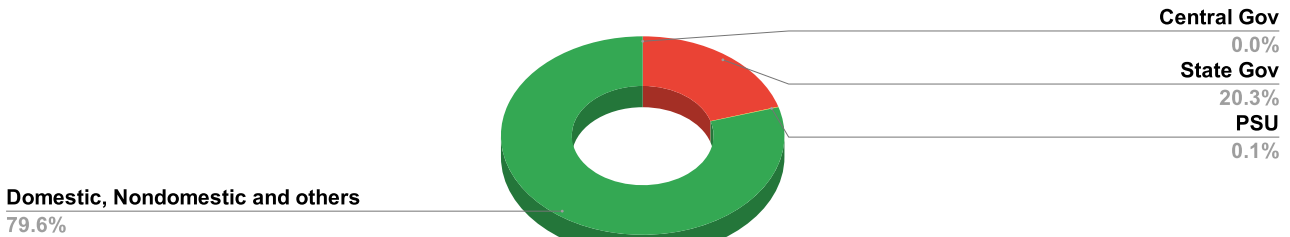


DOMESTIC	NON DOMESTIC	INDUSTRIAL	SPECIAL	BULK SUPPLY	Panchayath WC-Street Taps	Municipality WC -Street Taps	Corporation WC - Street Taps
4,48,48,377	5,50,51,897	2,82,199	1,22,974	14,39,87,201	8,20,41,963	3,51,29,894	0

ARREARS WITH OUT LSGD



ARREAR BREAK UP WITH OUT LSGD

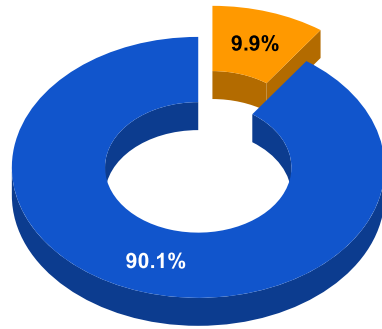


TOP DEFAULTERS OF PATHANAMTHITTA FOR THE MONTH OF AUGUST

SL NO	NAME	ARREAR
1	THE SUPERINTENDENT, GENARAL HOSPITAL, NEW BLOCK BUILDING, .PATHANAMTHITTA	2,65,64,096
2	THE TAHASILDAR, MINI CIVIL STATION, THAHASILDAR, KOZHENCHERRY	70,31,805
3	THE PRINCIPAL, 401/A, WARD 1, MEDICAL EDUCATION, HEALTH DEPARTMENT, KONNI MEDICAL COLLEGE, KUMMANNOOR P O,	48,54,358
4	THAHASIL DAR, KOZHENCHERRY TALUK, MINI CIVIL STATION, .PATHANAMTHITTA	36,88,229
5	THE SUPERINTENDANT, GENERAL HOSPITAL, B & C BLOCK, PATHANAMTHITTA P.O	15,67,600
6	THE THAHASILDAR, MINI CIVIL STATION RANNI, RANNI TALUK OFFICE, RANNI P O	8,35,237
7	THE SUPERINTENDENT, GENARAL HOSPITAL, PATHANAMTHITTA, .	7,87,117
8	THE SECRETARY, KOZHENCERY GRAMA PANCHAYATH, VILLAGE OFFICE, KOZHENCHERY	4,38,005
9	THE DEPUTY SUPERINTENDENT OF POLICE, POLICE QUARTERS, OLD BLOCK D AND E, PATHANAMTHITTA	4,31,880
10	MUHAMMED HASHIM, PUTHEN BUNGLOW, FATHIMATOURIST HOME, ADOOR.P.O	3,11,179

BPL DATA

BPL CONNECTIONS AS % OF TOTAL LIVE CONNECTIONS



● BPL CONNECTIONS ● TOTAL LIVE CONNECTIONS

TOTAL NO OF BPL CONNECTIONS

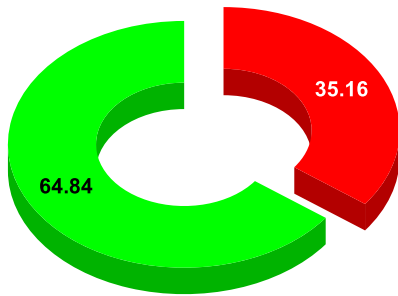
AS ON JULY 2023

8,763

COMPREHENSIVE INDEX

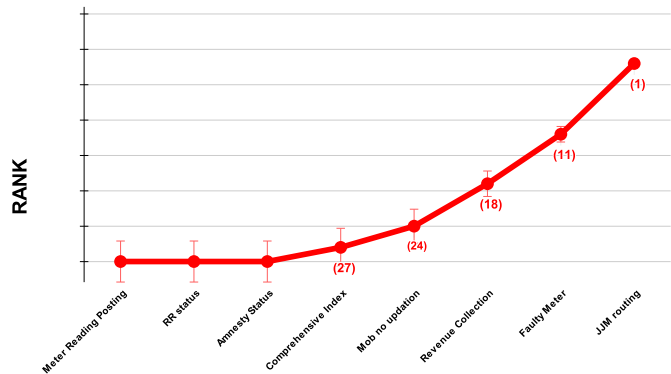
Marks	Total marks	Rank
71.48	100	20

MARKS OBTAINED



● Percent Score to be Achieved ● Percent Score Achieved

DIVISION RANK IN VARIOUS PARAMETERS



COMPREHENSIVE INDEX

REVENUE COLLECTION ACHIEVEMENT

METER READING POSTING

FAULTY METER REPLACEMENT

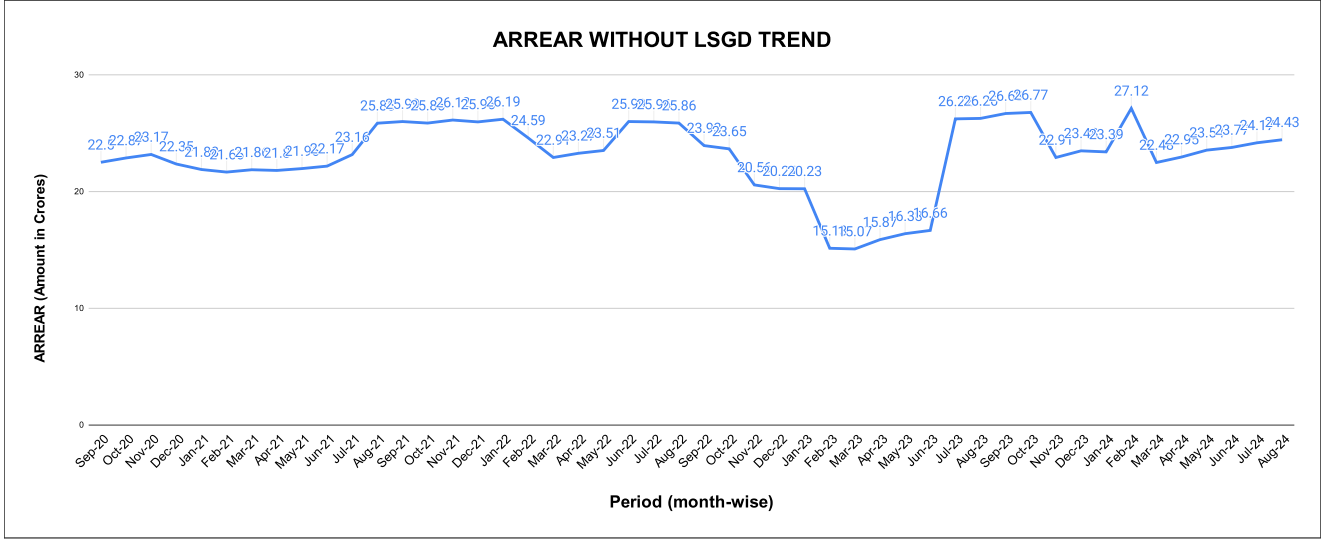
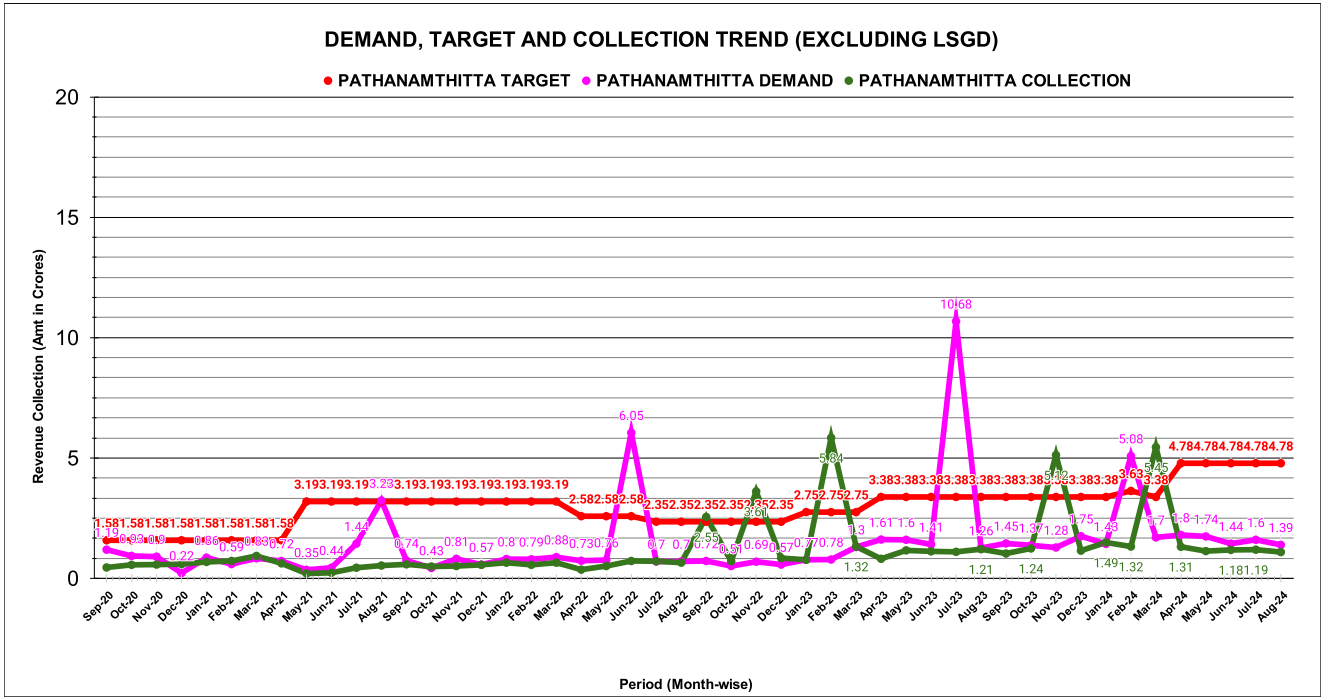
MOBILE NO UPDATION

REVENUE RECOVERY STATUS

JAL JEEVAN MISSION ROUTING

AMNESTY

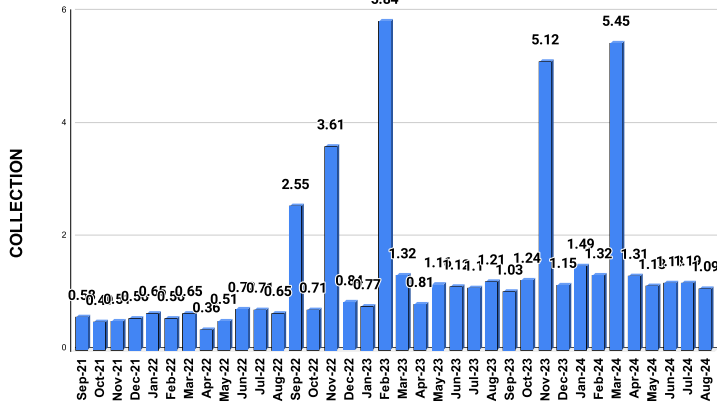
Marks	Total marks	Rank
71.48	100	20
12.77	25	25
14.57	16	28
12.94	20	21
10.00	10	14
0.74	8	19
10.00	10	13
10.46	11	1



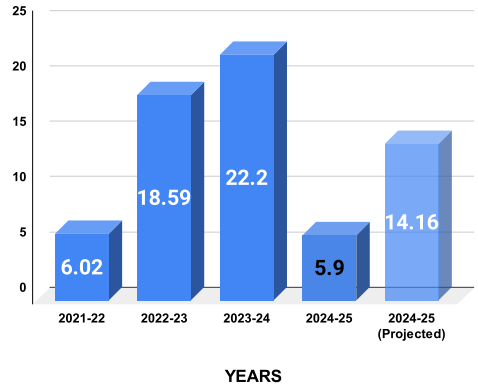
COLLECTION IN LAKHS

YEAR	April	May	June	July	August	September	October	November	December	January	February	March
2020-21	304.00	27.86	58.61	37.22	35.24	45.00	56.29	57.00	59.48	67.89	72.15	92.73
2021-22	62.38	19.55	22.70	43.59	53.37	57.68	49.18	51.05	56.14	65.50	55.72	64.57
2022-23	35.78	51.32	72.21	71.08	65.28	255.31	70.66	360.65	83.72	76.60	584.09	132.39
2023-24	80.50	115.80	111.53	110.06	120.98	103.26	124.11	511.54	114.99	148.99	131.51	545.22
2024-25	131.06	112.52	117.71	118.51	109.11							
YEAR	2020-21	2021-22	2022-23	2023-24	2024-25	2024-25 (Proj)						
COLLECTION IN LAKHS	913.47	601.43	1,859.10	2,218.49	588.91	1,413.38						

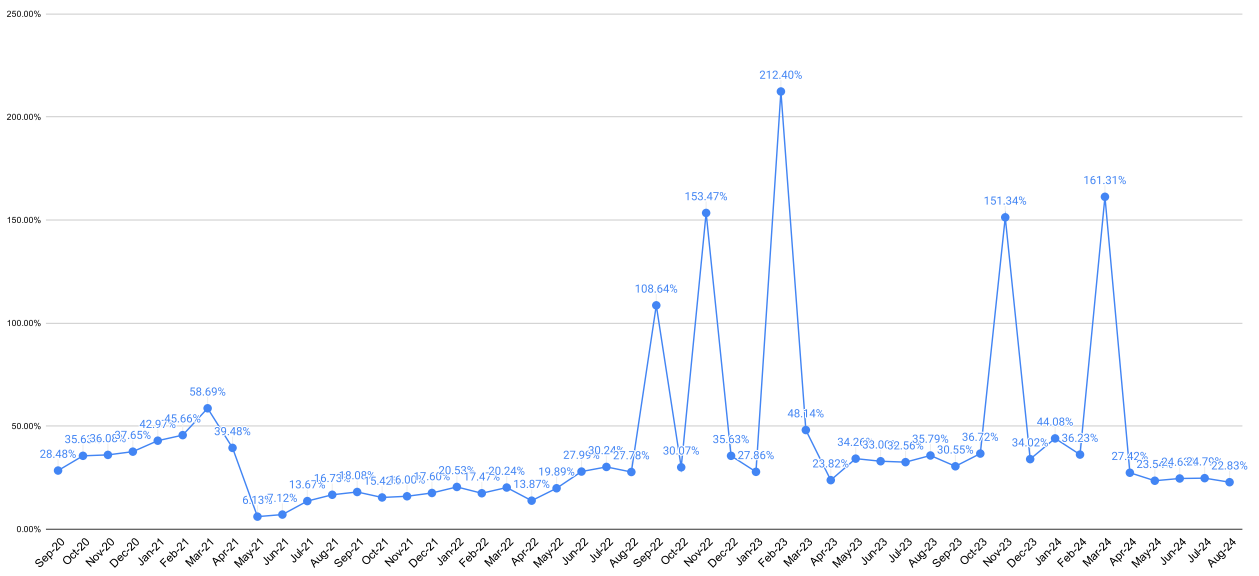
REVENUE COLLECTION TREND



REVENUE COLLECTION FOR LAST 3 YEARS IN CRORES

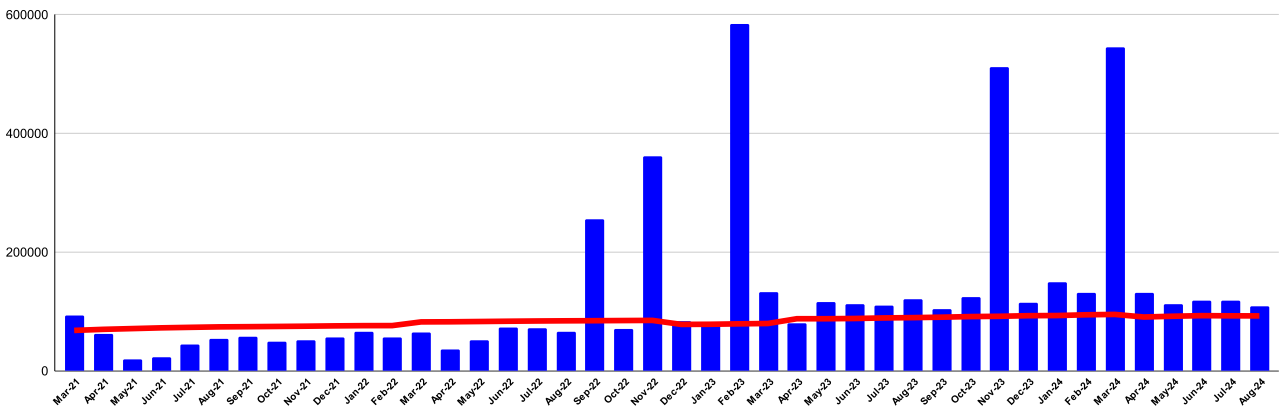


REVENUE COLLECTION ACHIEVEMENT IN PERCENTAGE



COLLECTIONS VS CONNECTIONS TREND FOR THE LAST 42 MONTHS

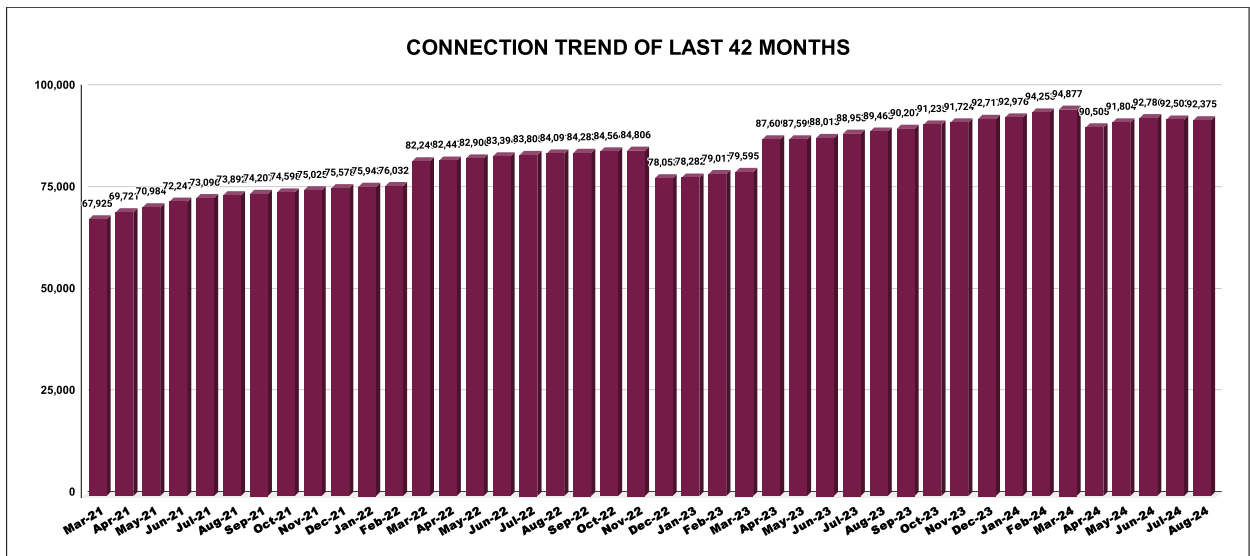
■ COLLECTION - CONNECTION



CONNECTION OF LAST 53 MONTHS

YEAR	April	May	June	July	August	September	October	November	December	January	February	March
2020-21	58,147	58,320	58,565	58,494	58,569	58,614	58,768	59,159	60,172	60,172	64,649	67,925
2021-22	69,721	70,984	72,247	73,096	73,892	74,207	74,598	75,025	75,578	75,943	76,032	82,249
2022-23	82,447	82,906	83,394	83,805	84,091	84,283	84,564	84,806	78,053	78,282	79,017	79,595
2023-24	87,609	87,599	88,013	88,953	89,463	90,207	91,235	91,724	92,717	92,976	94,253	94,877
2024-25	90,505	91,804	92,786	92,503	92,375							

CONNECTION TREND OF LAST 42 MONTHS



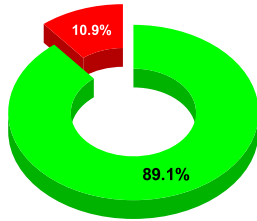
METER READING POSTING

Marks	Total marks	Rank
14.57	16	28

Total No. of Live connection on March	Total No. of readings posted on March	Total Readings of March against 50% Total Live Connections of March 24
86,818	38,678	89.10%
Total No. of Live connection on May	Total No. of readings posted on May	Total Readings of May against 50% Total Live Connections of May 24
91,067	39,248	86.20%
Total No. of Live connection on July	Total No. of readings posted on July	Total Readings of July against 50% Total Live Connections of July 24
73,821	36,554	99.03%

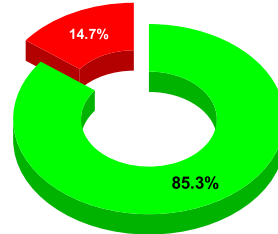
Total No. of Live connection on April	Total No. of readings posted on April	Total Readings of April against 50% Total Live Connections of April 24
89,143	38,035	85.33%
Total No. of Live connection on June	Total No. of readings posted on June	Total Readings of June against 50% Total Live Connections of June 24
90,278	40,256	89.18%
Total No. of Live connection on August	Total No. of readings posted on August	Total Readings of August against 50% Total Live Connections of August 24
68,102	33,640	98.79%

METER READING POSTING % AGAINST NUMBER OF LIVE CONNECTIONS OF MARCH



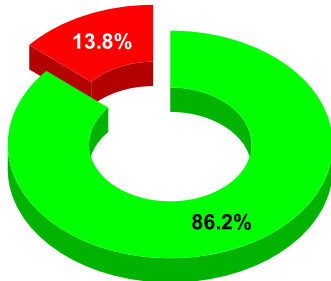
● METER READINGS POSTED ● METER READINGS TO BE POSTED

METER READING POSTING % AGAINST NUMBER OF LIVE CONNECTIONS OF APRIL



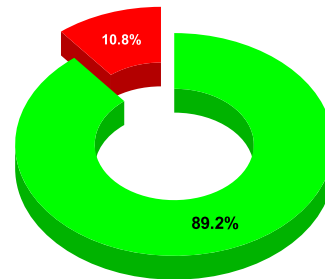
● METER READINGS POSTED ● METER READINGS TO BE POSTED

METER READING POSTING % AGAINST NUMBER OF LIVE CONNECTIONS OF MAY



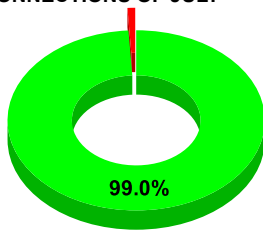
● METER READINGS POSTED ● METER READINGS TO BE POSTED

METER READING POSTING % AGAINST NUMBER OF LIVE CONNECTIONS OF JUNE



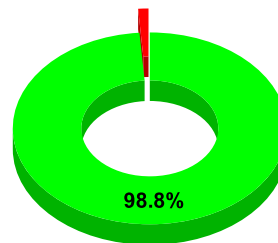
● METER READINGS POSTED ● METER READINGS TO BE POSTED

METER READING POSTING % AGAINST NUMBER OF LIVE CONNECTIONS OF JULY



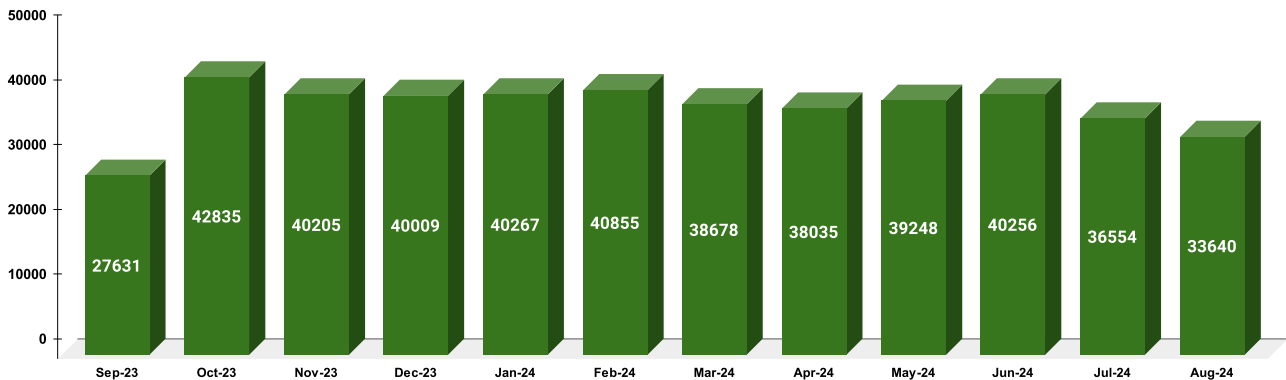
● METER READINGS POSTED ● METER READINGS TO BE POSTED

METER READING POSTING % AGAINST NUMBER OF LIVE CONNECTIONS OF AUGUST

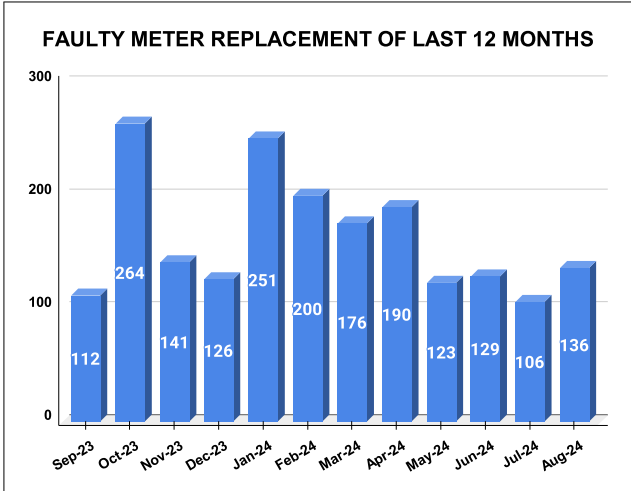


● METER READINGS POSTED ● METER READINGS TO BE POSTED

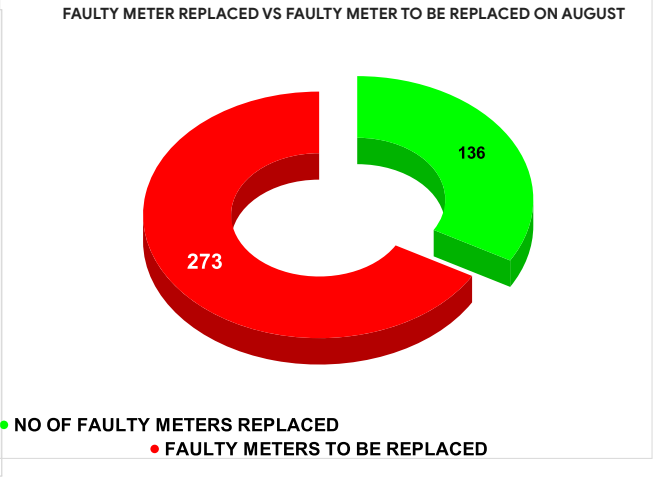
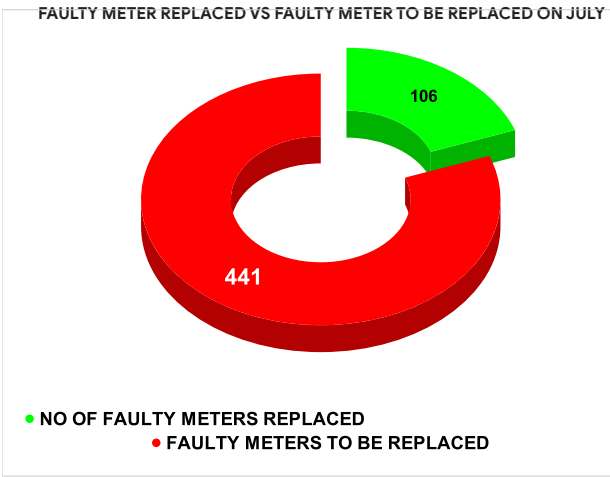
METER READING POSTED FOR LAST 12 MONTHS



FAULTY METER										Marks	Total marks	Rank
										12.94	20	21

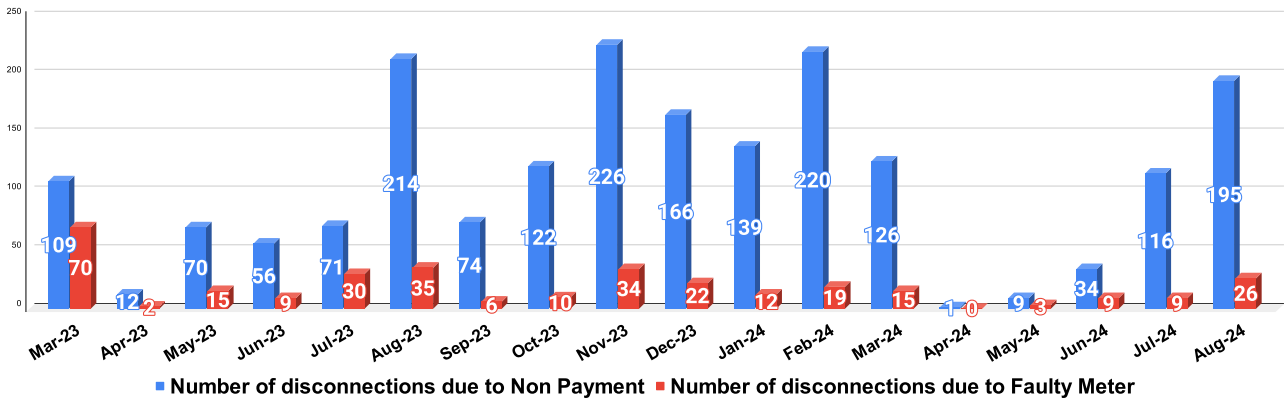


MONTH	Total No.of Faulty meters	Number of Faulty meter replaced	Number of Faulty meter pending
MARCH	589	176	413
APRIL	583	190	393
MAY	561	123	438
JUNE	586	129	457
JULY	547	106	441
AUGUST	409	136	273



DISCONNECTION STATUS											Marks	Total marks	Rank
											-	-	-
DISCONNECTI ONS	APRIL	MAY	JUNE	JULY	AUGUST	SEPTEMBER	OCTOBER	NOVEMBER	DECEMBER	JANUARY	FEBRUARY	MARCH	
DUE TO NON PAYMENT ()	12	70	56	71	214	74	122	226	166	139	220	126	
DUE TO FAULTY METER ()	2	15	9	30	35	6	10	34	22	12	19	15	
DUE TO NON PAYMENT ()	1	9	34	116	195								
DUE TO FAULTY METER ()	0	3	9	9	26								

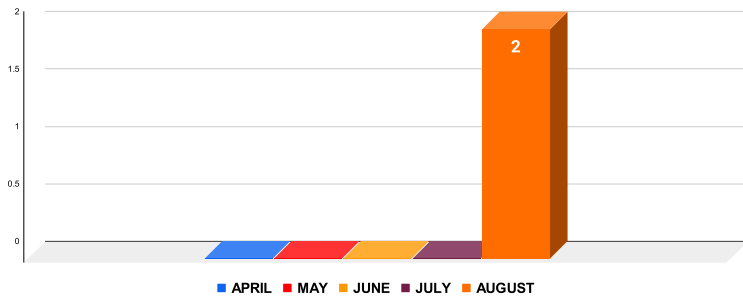
NUMBER OF DISCONNECTIONS DUE TO NON PAYMENT VS DUE TO FAULTY METERS



MOBILE NUMBER UPDATION

Marks	Total marks	Rank
10.00	10	14

MOBILE NUMBER UPDATION PENDING

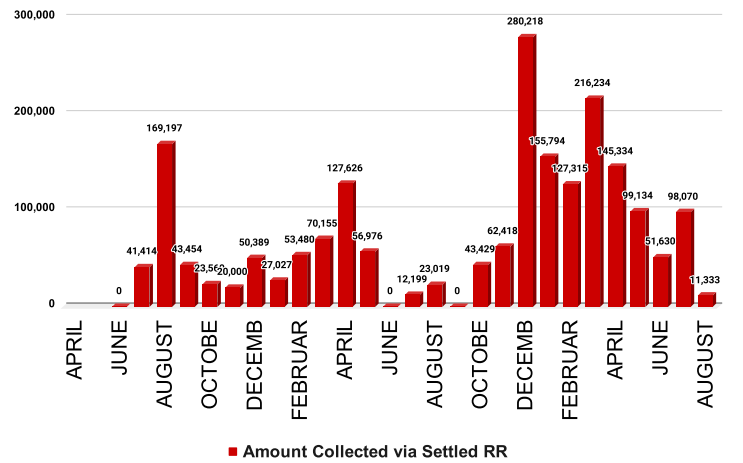


Mobile Number updation pending				
APRIL	MAY	JUNE	JULY	AUGUST
0	0	0	0	2

REVENUE RECOVERY STATUS

Marks	Total marks	Rank
0.74	8	19

AMOUNT COLLECTED VIA SETTLED RR OF PREVIOUS MONTHS




MONTH	No of RR Notices Issued	No of RR Proceed	No Of RR Settled	Amount Collected via Settled RR
MARCH	91	42	44	216,234
APRIL	18	28	11	145,334
MAY	36	13	13	99,134
JUNE	15	42	9	51,630
JULY	33	18	11	98,070
AUGUST	86	4	3	11,333

JAL JEEVAN MISSION ROUTING


Marks	Total marks	Rank
10.00	10	13

CONNECTIONS ROUTED THROUGH E ABACUS & PENDING TO BE ROUTED AS ON JULY 2024



Month	Total No of JJM Connection	No of connection routed in e-abacus	Balance connection to be routed
MARCH			
	4,044	4,044	0
APRIL			
	778	778	0
MAY			
	520	500	20
JUNE			
	1,059	1,059	0
JULY			
	162	162	0
AUGUST			
	128	128	0

CONNECTIONS ROUTED THROUGH E ABACUS & PENDING TO BE ROUTED AS ON AUGUST 2024



Sources of data	
Revenue Collection Data	DCB based on E-abacus data collected from Divisions and consolidated by RMC
Amnesty Data	Summary of Live data submitted by Revenue Division via Google sheet shared
Meter Reading Data	Data collected from division via google sheets
Faulty Meter Replacement Data	Data collected from division via google sheets
JJM Reading Posting	Data collected from division via google sheets
Moile Number updation Status	Data collected from division via google sheets
Disconnection data	Data collected from division via google sheets
BPL data	Data provided from DBA
Arrear Break up	Govt. Arrear , Central Govt. Arrear as on January based on e-abacus ; LSGD data based on DCB
Total Arrears and Total Connections	Data from DCB
Top Defaulters	Arrear data from E-abacus as on July