



# കേരള ജല അതോറിറ്റി

<b>ATTINGAL</b>	<b>AUGUST</b>	Report Generated at 07/10/2024 14:48:32	<b>Rank -29</b>
-----------------	---------------	---	-----------------

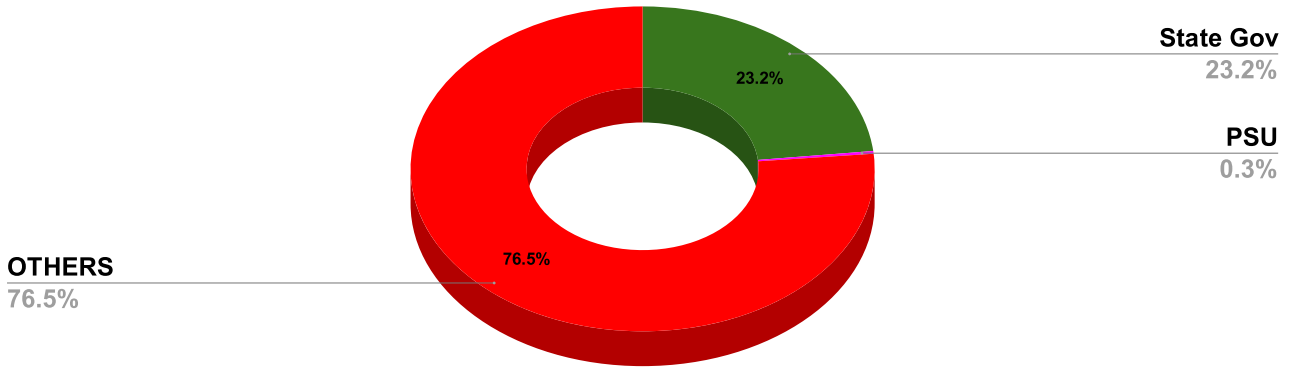
<b>Name of Executive Engineer</b>	<b>Sri.Santhosh V</b>
-----------------------------------	-----------------------

<b>Name of Revenue officer</b>	<b>Smt.Shirly.S</b>
--------------------------------	---------------------

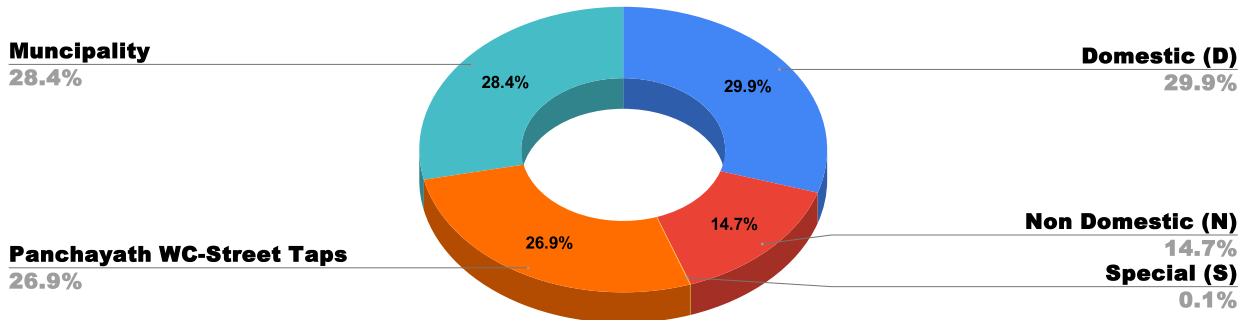
<b>CONNECTIONS AS ON AS ON AUGUST :</b>	<b>1,73,600</b>	<b>ARREARS IN CRORE AS ON AUGUST :</b>	<b>26.59</b>
---	-----------------	--	--------------

ARREARS				
STATE GOVERNMENT	CENTRAL GOVERNMENT	PSU	OTHERS	LSGD
6,18,01,646	0	7,20,212	20,33,77,488	32,78,78,904

## ARREAR BREAK UP INCLUDING LSGD



## ARREARS INCLUDING LSGD



DOMESTIC	NON DOMESTIC	INDUSTRIAL	SPECIAL	BULK SUPPLY	Panchayath WC-Street Taps	Municipality WC -Street Taps	Corporation WC - Street Taps
17,71,72,778	8,73,82,924	9,21,587	4,22,057	0	15,95,85,800	16,82,93,104	0

## ARREARS WITH OUT LSGD

**Special (S)**

0.2%

**Non Domestic (N)**

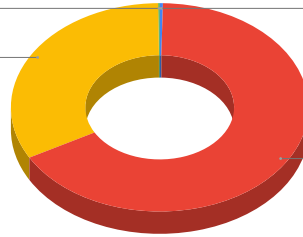
32.9%

**Industrial (I)**

0.3%

**Domestic (D)**

66.6%



## ARREAR BREAK UP WITH OUT LSGD

**State Gov**

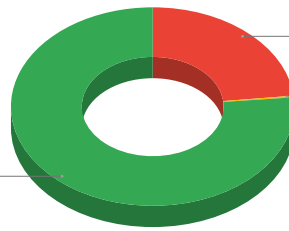
23.2%

**PSU**

0.3%

**Domestic, Nondomestic and others**

76.5%

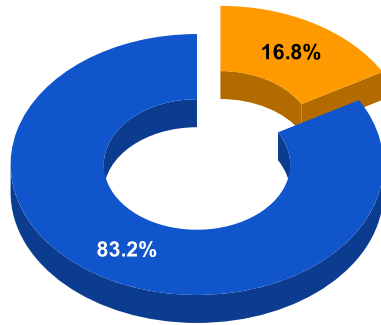


## TOP DEFAULTERS OF ATTINGAL FOR THE MONTH OF AUGUST

SL NO	NAME	ARREAR
1	SIDDHARTH V DESAI, MP-12/88/1A to12/88/GB , D D HOMES M/S S, M/S SEA WIND REALTORS INDIA PVT LTD, VARIKKUMUKKU ,	5,63,45,592
2	THE PRINCIPAL, B.H.S ATTINGAL, , .	1,00,95,738
3	THE HEAD MISTRESS, GOVT. H.S. FOR GIRLS, ATTINGAL,	54,66,512
4	THE HEAD MASTER, GOVT. HIGH SCHOOL, AVANAVANCHERY, 9447013936	47,04,752
5	K . ARUNDATHI, HEAD MISTRESS, GOVT L P S, MELATTINGAL	43,38,895
6	THE HEAD MASTER, TOWN U.P.S. ATTINGAL, ,	35,22,527
7	THE MANAGER, ST.ALOUSIOUS L.P. SCHOOL, MAMPALLY, ANCHUTENGU	30,61,372
8	THE EXECUTIVE OFFICER, PANCHAYATH OFFICE, CHIRAYINKEEZH,	30,14,653
9	THE MEDICAL OFFICER, GOVT.TALUK HOSPITAL, VALIYAKUNNU, ATTINGAL	27,59,402
10	THE HEAD MASTER, CP 5/1402, GOVT. U. P. SCHOOL, SARKARA CHIRAYINKIL	25,97,758

## BPL DATA

BPL CONNECTIONS AS % OF TOTAL LIVE CONNECTIONS



● BPL CONNECTIONS ● TOTAL LIVE CONNECTIONS

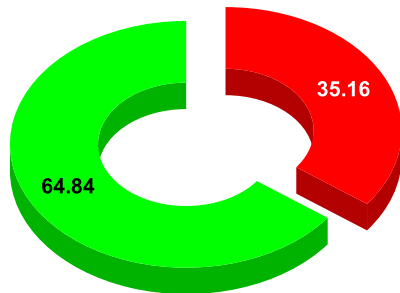
### TOTAL NO OF BPL CONNECTIONS

AS ON JULY 2023 28,477

## COMPREHENSIVE INDEX

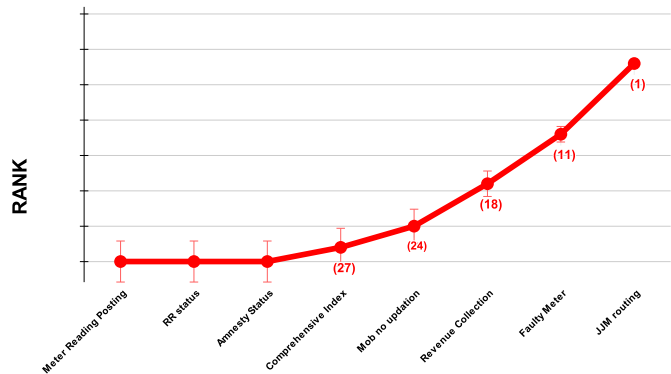
Marks	Total marks	Rank
54.97	100	29

MARKS OBTAINED



● Percent Score to be Achieved ● Percent Score Achieved

DIVISION RANK IN VARIOUS PARAMETERS



### COMPREHENSIVE INDEX

### REVENUE COLLECTION ACHIEVEMENT

### METER READING POSTING

### FAULTY METER REPLACEMENT

### MOBILE NO UPDATION

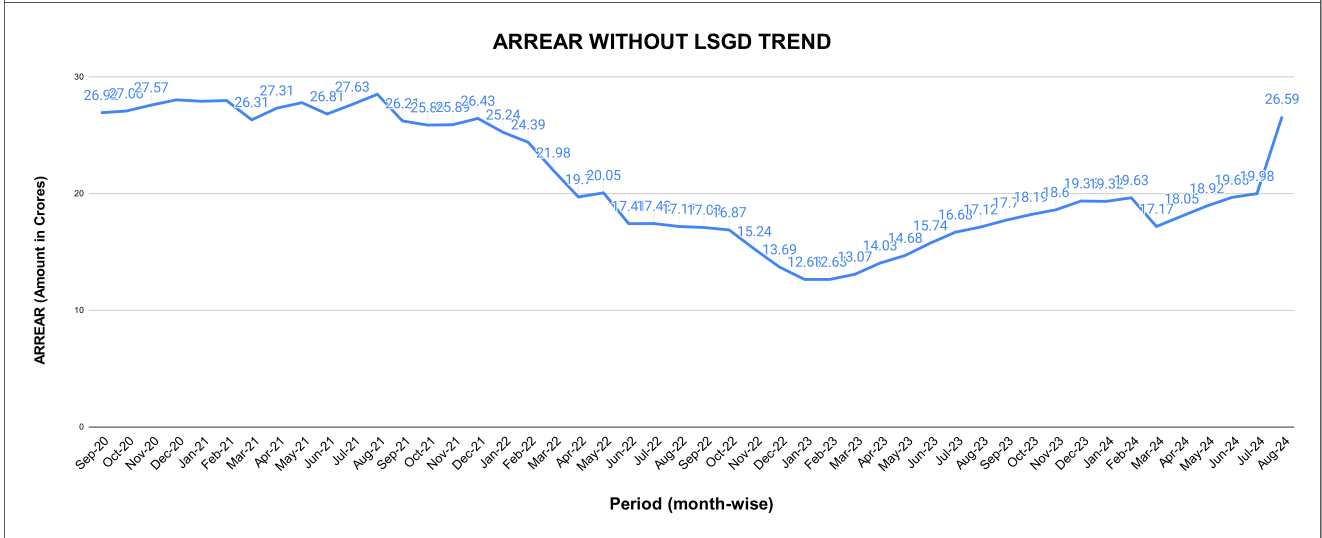
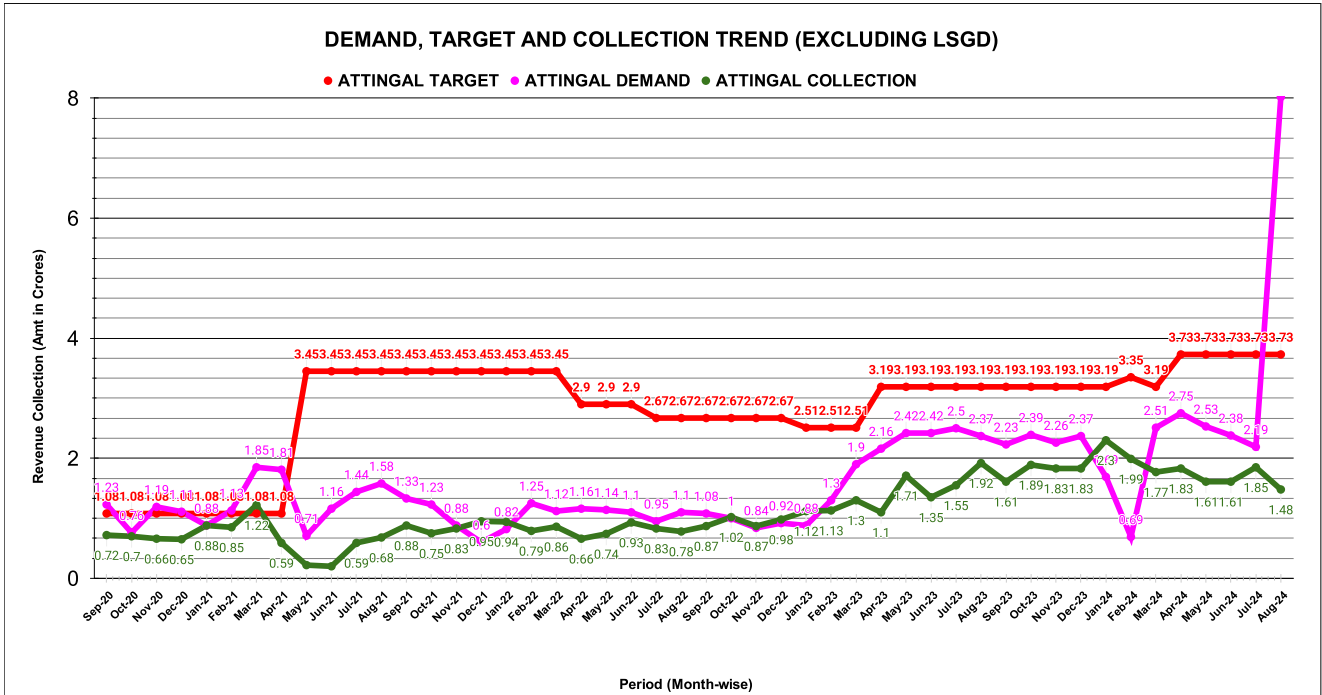
### REVENUE RECOVERY STATUS

### JAL JEEVAN MISSION ROUTING

### AMNESTY

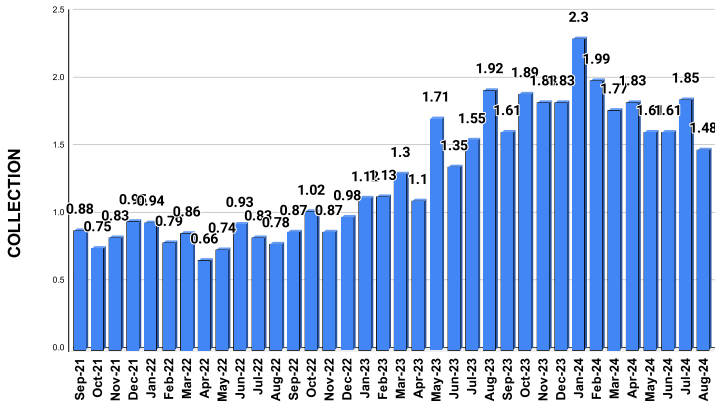
Marks	Total marks	Rank
54.97	100	29
13.01	25	24
16.00	16	9
11.74	20	26
7.80	10	27
1.08	8	16
-	10	28
5.33	11	25



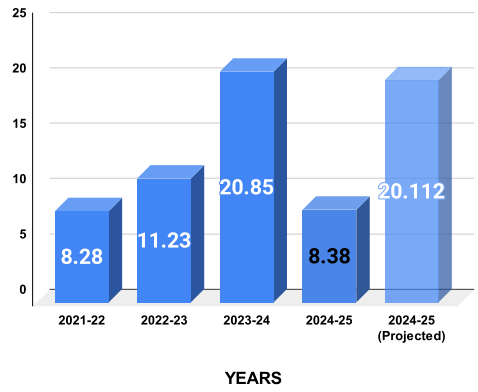


COLLECTION IN LAKHS												
YEAR	April	May	June	July	August	September	October	November	December	January	February	March
2020-21	5.23	15.71	37.22	61.20	56.62	71.57	70.23	66.08	64.90	88.14	84.98	121.86
2021-22	59.29	22.47	20.23	59.31	68.47	88.09	75.13	82.51	95.13	93.89	78.66	85.88
2022-23	65.84	74.09	93.11	82.76	77.91	87.30	101.57	87.23	98.32	111.93	112.53	129.86
2023-24	110.34	170.71	135.46	154.84	191.88	160.99	188.53	182.82	182.71	230.36	198.95	176.65
2024-25	183.24	161.05	160.75	185.20	147.77							
YEAR	2020-21	2021-22	2022-23	2023-24	2024-25	2024-25 (Proj)						
COLLECTION IN LAKHS	743.75	829.07	1,122.46	2,084.24	838.01	2,011.22						

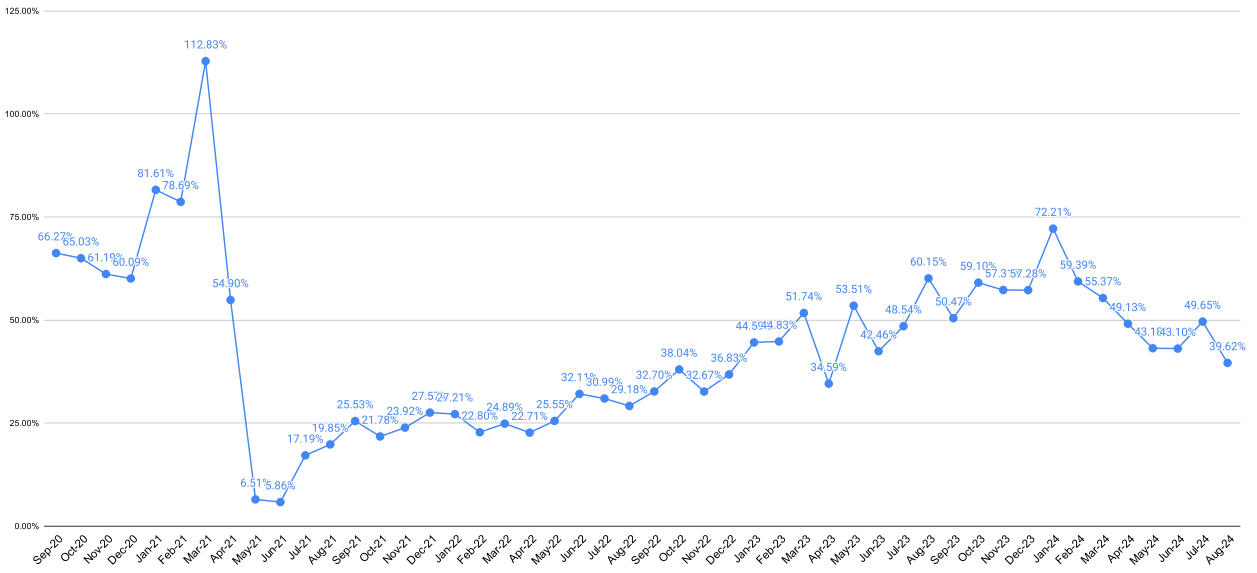
### REVENUE COLLECTION TREND



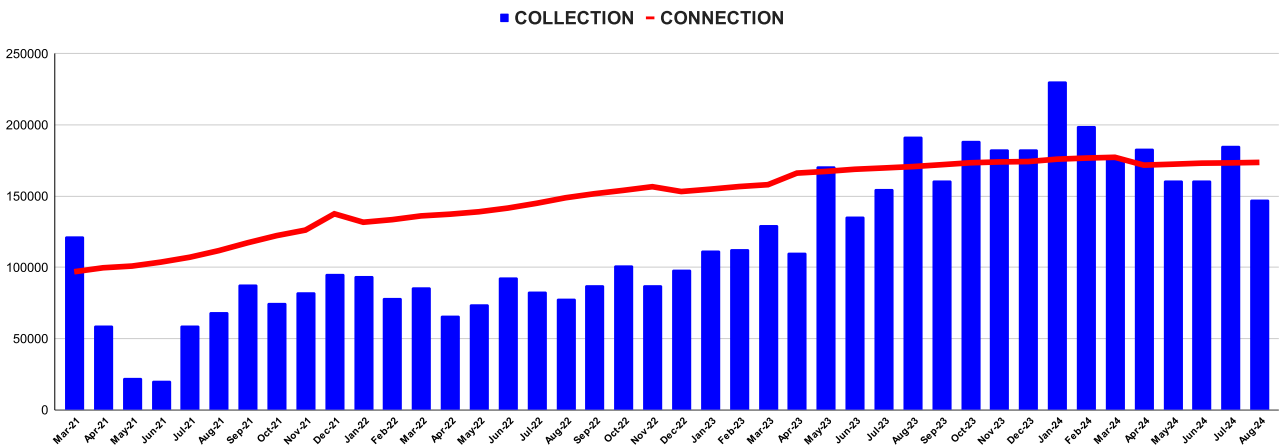
### REVENUE COLLECTION FOR LAST 3 YEARS IN CRORES



### REVENUE COLLECTION ACHIEVEMENT IN PERCENTAGE



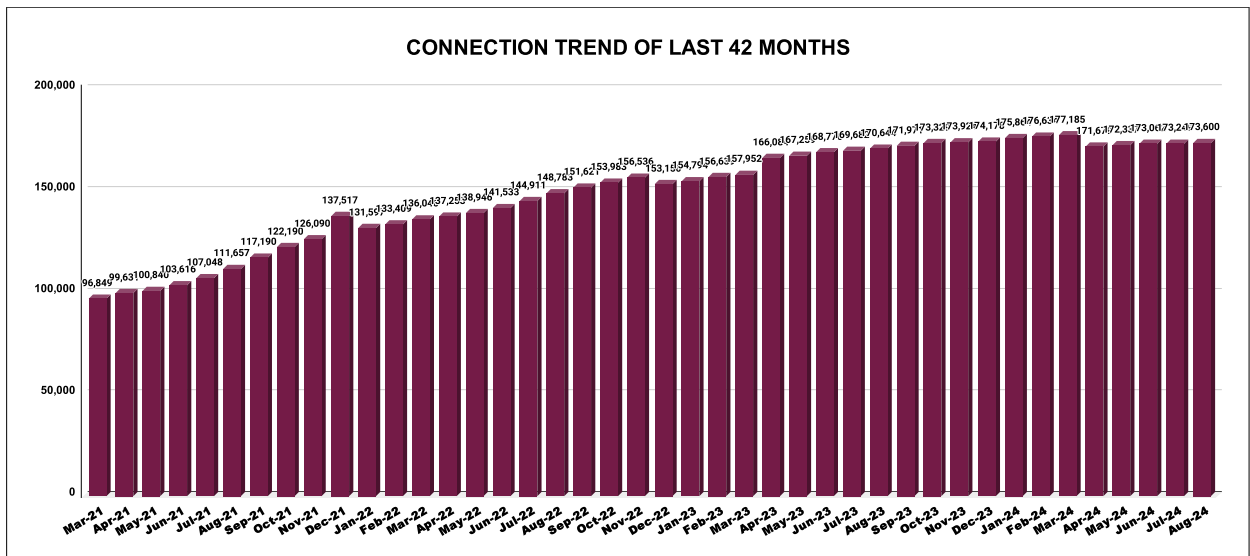
### COLLECTIONS VS CONNECTIONS TREND FOR THE LAST 42 MONTHS



### CONNECTION OF LAST 53 MONTHS

YEAR	April	May	June	July	August	September	October	November	December	January	February	March
2020-21	76,117	76,282	76,789	77,107	77,476	77,716	78,328	86,637	88,118	90,433	92,843	96,849
2021-22	99,631	1,00,840	1,03,616	1,07,048	1,11,657	1,17,190	1,22,190	1,26,090	1,37,517	1,31,597	1,33,409	1,36,046
2022-23	1,37,253	1,38,946	1,41,533	1,44,911	1,48,783	1,51,621	1,53,983	1,56,536	1,53,150	1,54,794	1,56,639	1,57,952
2023-24	1,66,084	1,67,259	1,68,776	1,69,682	1,70,644	1,71,971	1,73,329	1,73,924	1,74,178	1,75,864	1,76,634	1,77,185
2024-25	1,71,679	1,72,337	1,73,062	1,73,249	1,73,600							

### CONNECTION TREND OF LAST 42 MONTHS



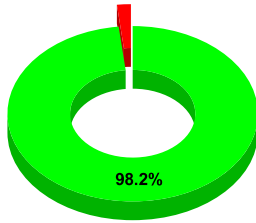
### METER READING POSTING

Marks	Total marks	Rank
16.00	16	9

Total No. of Live connection on March	Total No. of readings posted on March	Total Readings of March against 50% Total Live Connections of March 24
171,016	83,979	98.21%
Total No. of Live connection on May	Total No. of readings posted on May	Total Readings of May against 50% Total Live Connections of May 24
172,337	84,606	98.19%
Total No. of Live connection on July	Total No. of readings posted on July	Total Readings of July against 50% Total Live Connections of July 24
173,249	85,651	98.88%

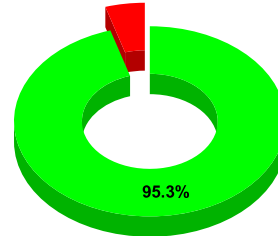
Total No. of Live connection on April	Total No. of readings posted on April	Total Readings of April against 50% Total Live Connections of April 24
171,679	81,808	95.30%
Total No. of Live connection on June	Total No. of readings posted on June	Total Readings of June against 50% Total Live Connections of June 24
173,062	83,047	95.97%
Total No. of Live connection on August	Total No. of readings posted on August	Total Readings of August against 50% Total Live Connections of August 24
173,600	83,838	96.59%

**METER READING POSTING % AGAINST NUMBER OF LIVE CONNECTIONS OF MARCH**



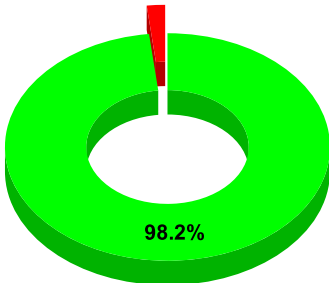
● METER READINGS POSTED ● METER READINGS TO BE POSTED

**METER READING POSTING % AGAINST NUMBER OF LIVE CONNECTIONS OF APRIL**



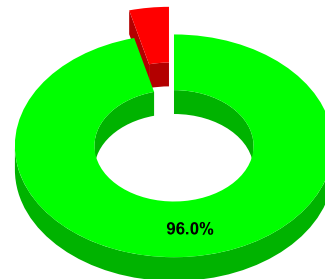
● METER READINGS POSTED ● METER READINGS TO BE POSTED

**METER READING POSTING % AGAINST NUMBER OF LIVE CONNECTIONS OF MAY**



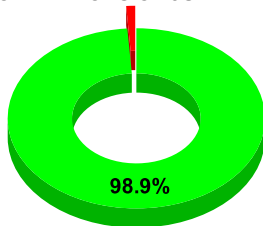
● METER READINGS POSTED ● METER READINGS TO BE POSTED

**METER READING POSTING % AGAINST NUMBER OF LIVE CONNECTIONS OF JUNE**



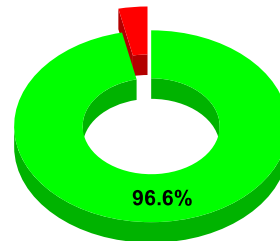
● METER READINGS POSTED ● METER READINGS TO BE POSTED

**METER READING POSTING % AGAINST NUMBER OF LIVE CONNECTIONS OF JULY**



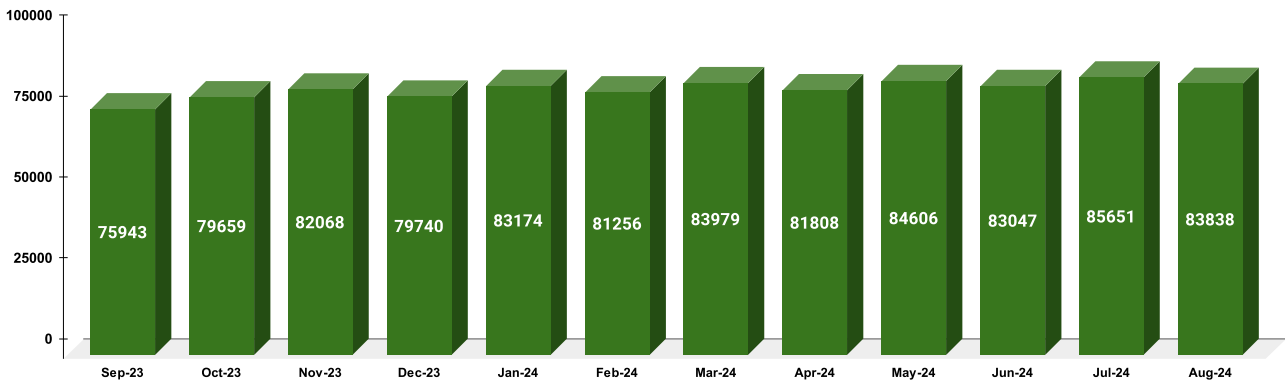
● METER READINGS POSTED ● METER READINGS TO BE POSTED

**METER READING POSTING % AGAINST NUMBER OF LIVE CONNECTIONS OF AUGUST**



● METER READINGS POSTED ● METER READINGS TO BE POSTED

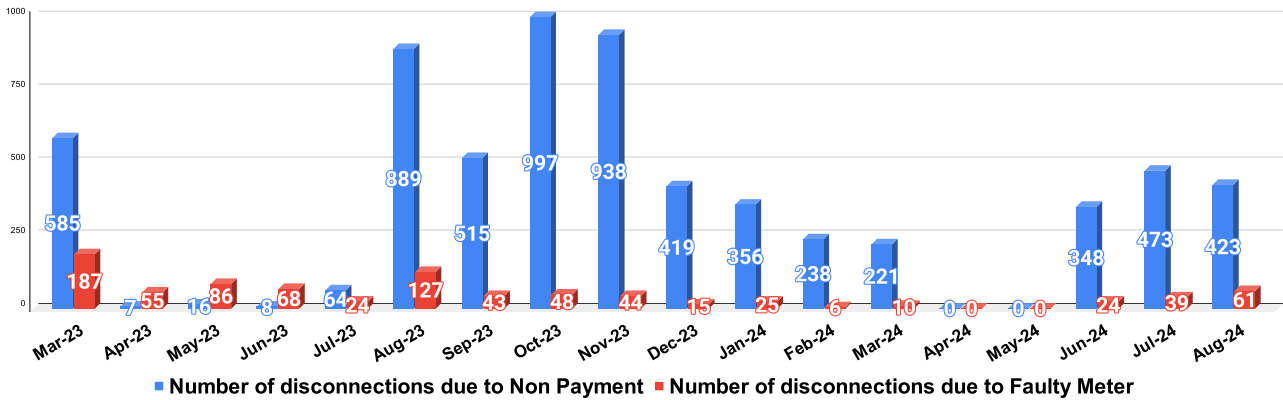
**METER READING POSTED FOR LAST 12 MONTHS**







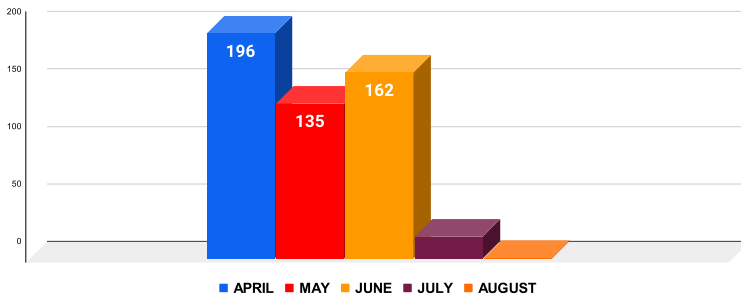
### NUMBER OF DISCONNECTIONS DUE TO NON PAYMENT VS DUE TO FAULTY METERS



### MOBILE NUMBER UPDATION

Marks	Total marks	Rank
7.80	10	27

### MOBILE NUMBER UPDATION PENDING

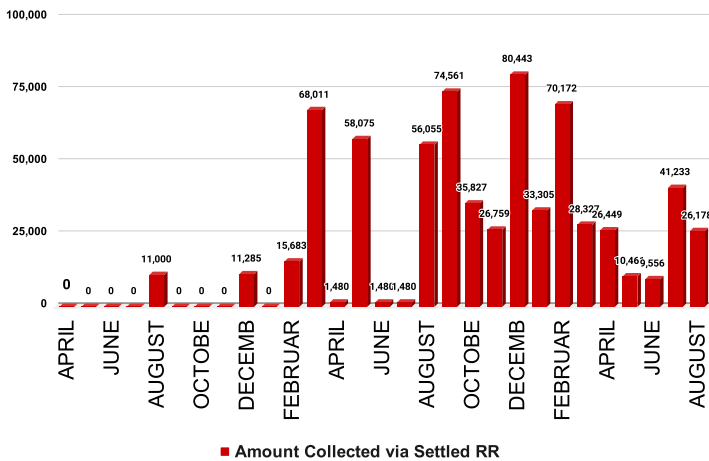


Mobile Number updation pending				
APRIL	MAY	JUNE	JULY	AUGUST
196	135	162	19	1

### REVENUE RECOVERY STATUS

Marks	Total marks	Rank
1.08	8	16

### AMOUNT COLLECTED VIA SETTLED RR OF PREVIOUS MONTHS




MONTH	No of RR Notices Issued	No of RR Proceed	No Of RR Settled	Amount Collected via Settled RR
MARCH	287	81	7	28,327
APRIL	49	64	6	26,449
MAY	211	121	3	10,461
JUNE	298	94	4	9,556
JULY	289	127	9	41,233
AUGUST	223	167	6	26,178

## JAL JEEVAN MISSION ROUTING


Marks	Total marks	Rank
-	10	28

CONNECTIONS Routed THROUGH E ABACUS & PENDING TO BE Routed AS ON JULY 2024



Month	Total No of JJM Connection	No of connection routed in e-Abacus	Balance connection to be routed
MARCH			
	0	0	0
APRIL			
	0	0	0
MAY			
	0	0	0
JUNE			
	0	0	0
JULY			
	90,310	90,310	0
AUGUST			
	92,542	92,542	0

CONNECTIONS Routed THROUGH E ABACUS & PENDING TO BE Routed AS ON AUGUST 2024



Sources of data	
Revenue Collection Data	DCB based on E-abacus data collected from Divisions and consolidated by RMC
Amnesty Data	Summary of Live data submitted by Revenue Division via Google sheet shared
Meter Reading Data	Data collected from division via google sheets
Faulty Meter Replacement Data	Data collected from division via google sheets
JJM Reading Posting	Data collected from division via google sheets
Moile Number updation Status	Data collected from division via google sheets
Disconnection data	Data collected from division via google sheets
BPL data	Data provided from DBA
Arrear Break up	Govt. Arrear , Central Govt. Arrear as on January based on e-abacus ; LSGD data based on DCB
Total Arrears and Total Connections	Data from DCB
Top Defaulters	Arrear data from E-abacus as on July