



# കേരള ജല അതോറിറ്റി

<b>IRINJALAKKUDA</b>	<b>AUGUST</b>	Report Generated at 07/10/2024 14:52:29	<b>Rank -13</b>
----------------------	---------------	---	-----------------

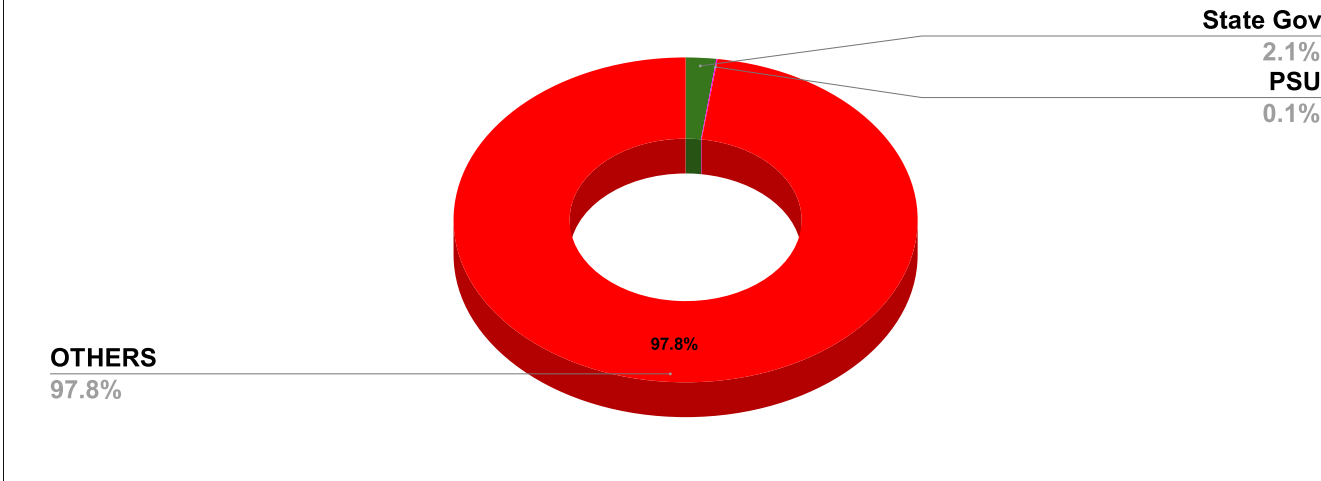
<b>Name of Executive Engineer</b>	Sri. Vinny Paul
-----------------------------------	-----------------

<b>Name of Revenue officer</b>	Sri.Byjumon.P.R
--------------------------------	-----------------

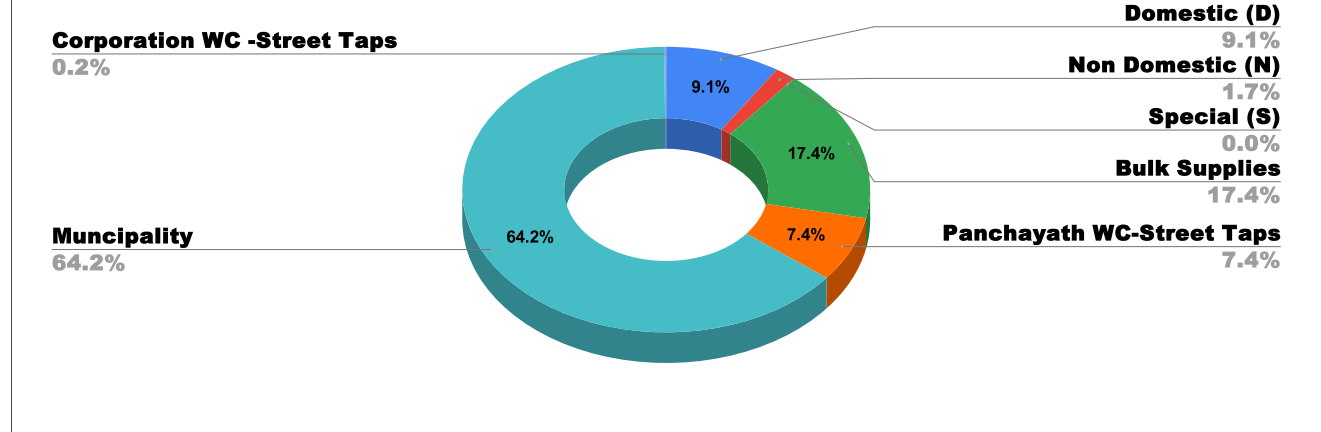
<b>CONNECTIONS AS ON AS ON AUGUST :</b>	<b>1,90,688</b>	<b>ARREARS IN CRORE AS ON AUGUST :</b>	<b>29.99</b>
---	-----------------	--	--------------

ARREARS				
STATE GOVERNMENT	CENTRAL GOVERNMENT	PSU	OTHERS	LSGD
63,37,867	17,412	2,60,522	29,32,75,673	76,11,81,280

## ARREAR BREAK UP INCLUDING LSGD



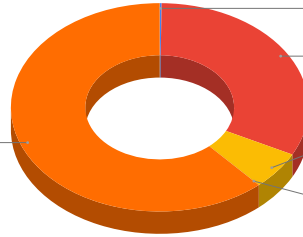
## ARREARS INCLUDING LSGD



DOMESTIC	NON DOMESTIC	INDUSTRIAL	SPECIAL	BULK SUPPLY	Panchayath WC-Street Taps	Municipality WC -Street Taps	Corporation WC - Street Taps
9,67,96,848	1,77,06,790	6,29,500	20,899	18,47,37,437	7,82,66,319	68,10,93,915	18,21,046

## ARREARS WITH OUT LSGD

**Bulk Supplies**  
61.6%



**Industrial (I)**  
0.2%

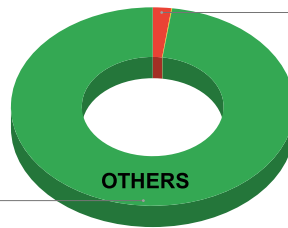
**Domestic (D)**  
32.3%

**Non Domestic (N)**  
5.9%

**Special (S)**  
0.0%

## ARREAR BREAK UP WITH OUT LSGD

**Domestic, Nondomestic and others**  
97.8%



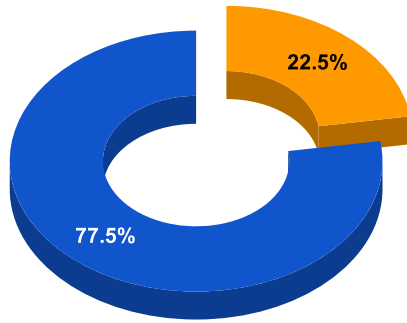
**State Gov**  
2.1%

## TOP DEFAULTERS OF IRINJALAKKUDA FOR THE MONTH OF AUGUST

SL NO	NAME	ARREAR
1	THE PRESIDENT, P T A G L P S, PADY P O, MATTATHUR	10,75,375
2	SECRETARY KORATTY GRAMA PANCHAYATH, 16/1, KORATTY GRAMA PANCHAYATH, KORATTY	9,69,830
3	THE MANAGER, BINDU THENTOR, KORATTY, .	8,15,382
4	THE EXECUTIVE OFFICER, KODAKARA PANCHAYATH, KODAKARA, CONNECTION TO COMFORT STATION, 9447301108	6,96,688
5	THE PRINCIPAL, SANTHA MARIA ACADEMY, PO VALLACHIRA, .	6,59,605
6	THE MANAGER, ALAGAPPA TEXTILES, TEXTILES CORPORATION, ALAGAPPANAGAR	6,20,789
7	THE CONVENOR, HEAD MASTER, GOVT HIGH SCHOOL, CHALAKUDY	5,52,404
8	ASST ENGINEER, PWD SPECIAL BUILDING SECTION, IRINJALAKKUDA FOR MINI CIVIL STATION, .4802820067 7594971941	4,56,314
9	ASSISTANT PROJECT OFFICER, HATCHERY, PANAMKUTTICHIRA, OLLUR P O	4,45,606
10	K A MOHAMMED, C/O TODDY SHOP, KOLLAIGARAKATH H, KIZHUPILLIKARA	4,23,753

## BPL DATA

BPL CONNECTIONS AS % OF TOTAL LIVE CONNECTIONS



● BPL CONNECTIONS ● TOTAL LIVE CONNECTIONS

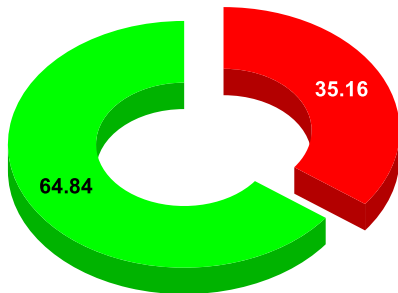
### TOTAL NO OF BPL CONNECTIONS

AS ON JULY 2023 43,860

## COMPREHENSIVE INDEX

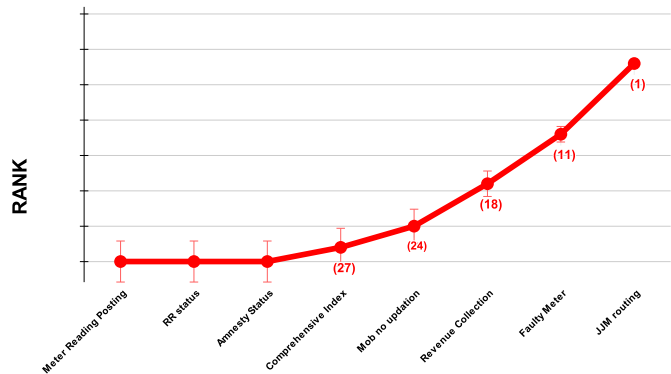
Marks	Total marks	Rank
77.67	100	13

MARKS OBTAINED



● Percent Score to be Achieved ● Percent Score Achieved

DIVISION RANK IN VARIOUS PARAMETERS



Marks	Total marks	Rank
77.67	100	13

### COMPREHENSIVE INDEX

### REVENUE COLLECTION ACHIEVEMENT

### METER READING POSTING

### FAULTY METER REPLACEMENT

### MOBILE NO UPDATION

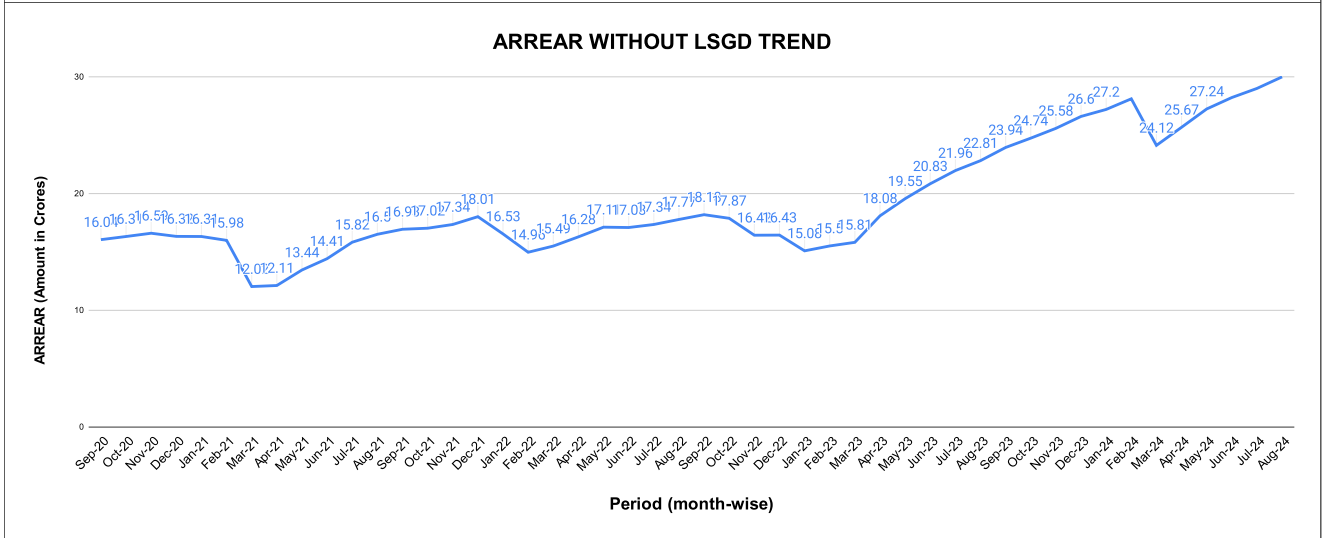
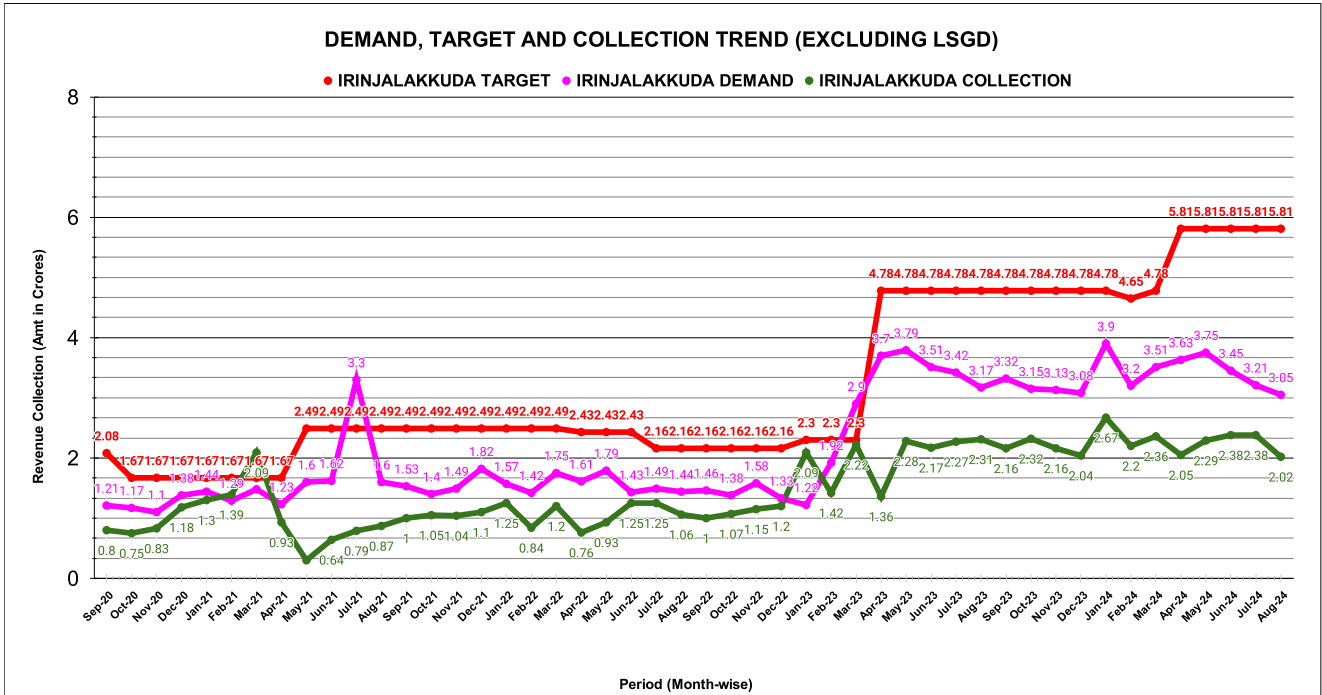
### REVENUE RECOVERY STATUS

### JAL JEEVAN MISSION ROUTING

### AMNESTY

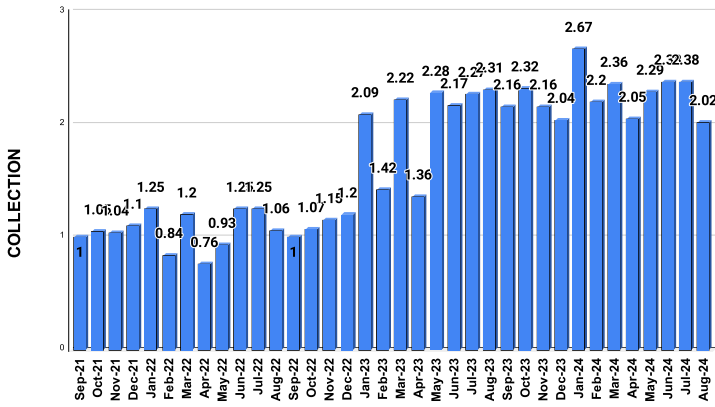
Marks	Total marks	Rank
77.67	100	13
11.82	25	26
15.82	16	16
19.61	20	7
10.00	10	8
3.45	8	6
9.99	10	20
6.99	11	18



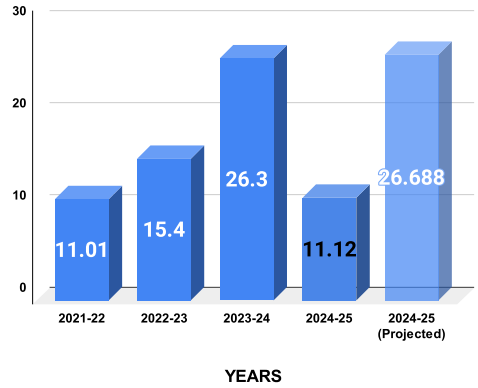


COLLECTION IN LAKHS												
YEAR	April	May	June	July	August	September	October	November	December	January	February	March
2020-21	10.48	77.16	86.70	87.15	68.15	79.80	75.03	83.09	118.46	129.76	139.32	209.07
2021-22	93.36	30.40	63.60	78.90	87.48	99.84	105.00	104.28	110.39	125.06	84.29	120.45
2022-23	75.74	93.02	125.05	124.98	106.45	100.31	106.97	115.28	120.38	208.64	141.76	221.57
2023-24	136.07	227.55	216.72	227.02	231.16	215.93	231.81	215.71	203.71	266.78	219.88	235.54
2024-25	204.63	228.82	238.32	237.62	201.96							
YEAR	2020-21	2021-22	2022-23	2023-24	2024-25	2024-25 (Proj)						
COLLECTION IN LAKHS	1,164.16	1,103.05	1,540.15	2,627.88	1,111.34	2,667.21						

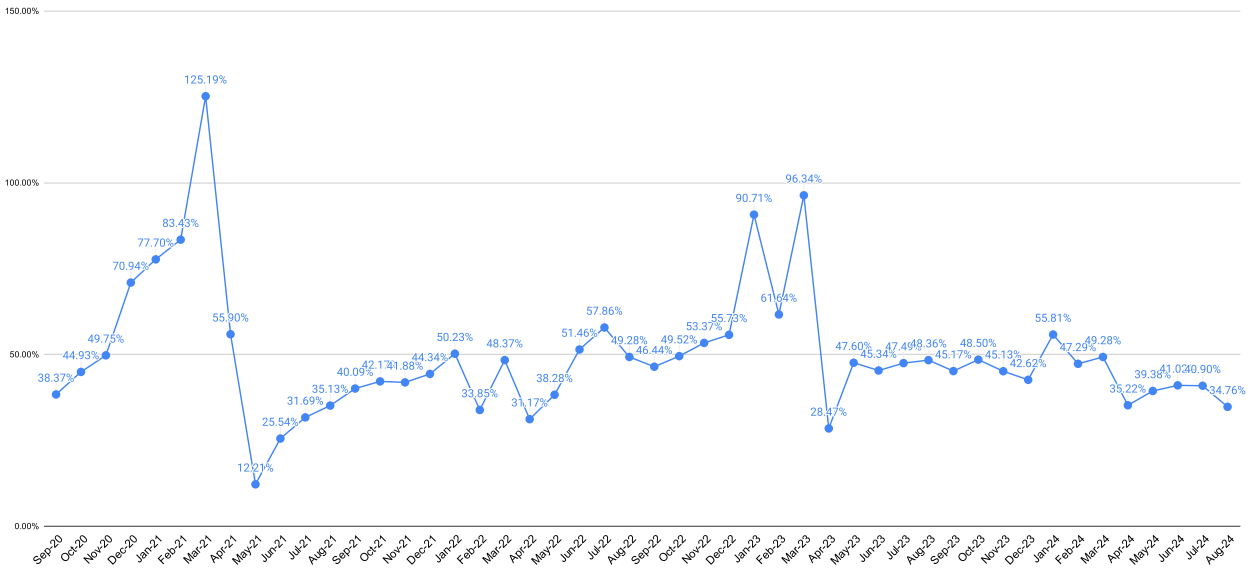
### REVENUE COLLECTION TREND



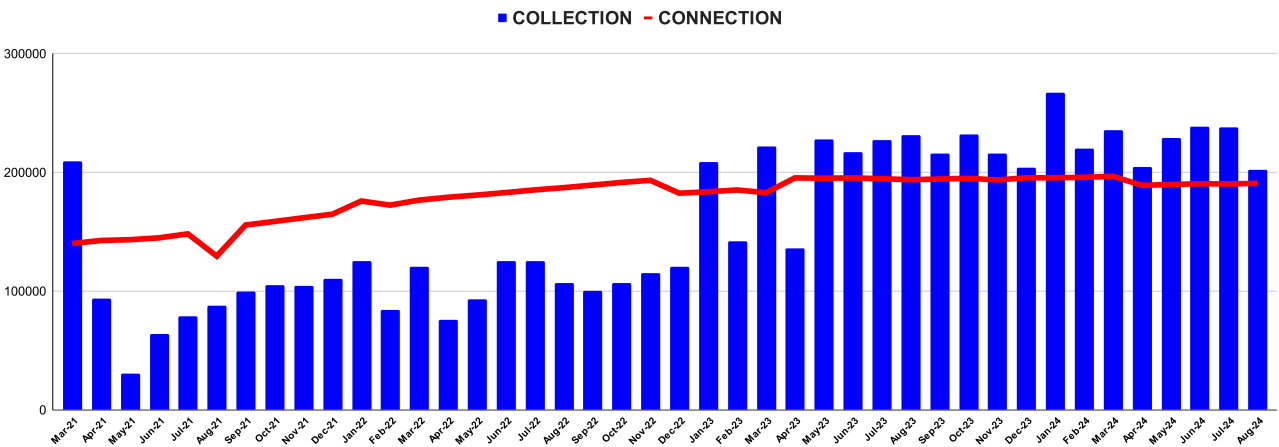
### REVENUE COLLECTION FOR LAST 3 YEARS IN CRORES



### REVENUE COLLECTION ACHIEVEMENT IN PERCENTAGE



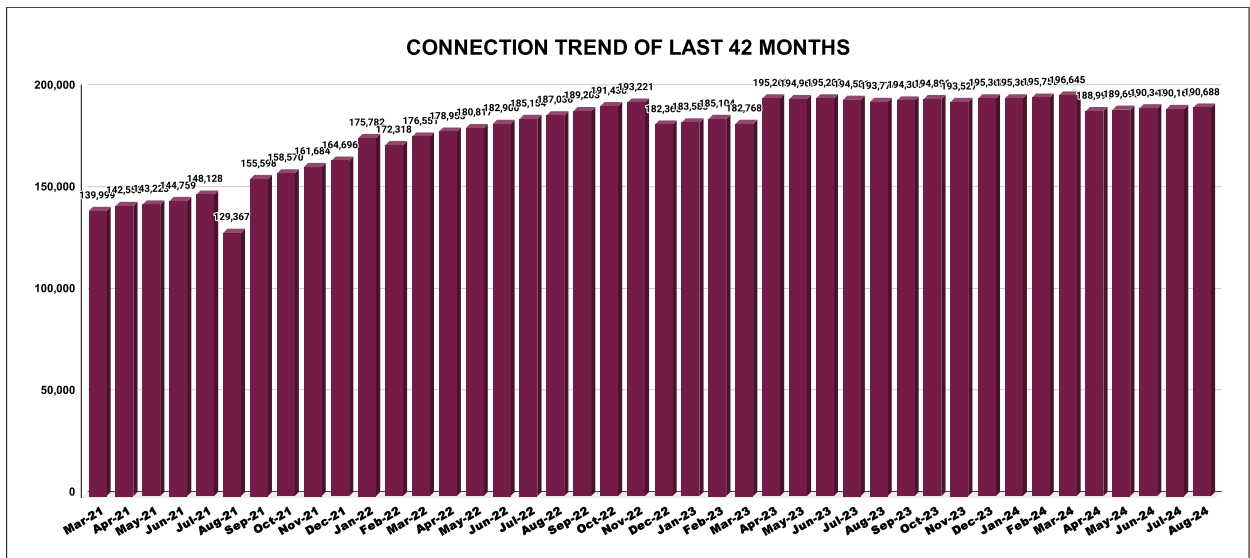
### COLLECTIONS VS CONNECTIONS TREND FOR THE LAST 42 MONTHS



## CONNECTION OF LAST 53 MONTHS

YEAR	April	May	June	July	August	September	October	November	December	January	February	March
2020-21	1,16,523	1,17,126	1,17,553	1,17,832	1,18,039	1,18,151	1,18,388	1,29,339	1,31,149	1,33,090	1,35,573	1,39,999
2021-22	1,42,558	1,43,223	1,44,759	1,48,128	1,29,367	1,55,598	1,58,570	1,61,684	1,64,696	1,75,782	1,72,318	1,76,551
2022-23	1,78,953	1,80,817	1,82,900	1,85,154	1,87,036	1,89,203	1,91,436	1,93,221	1,82,366	1,83,585	1,85,104	1,82,768
2023-24	1,95,263	1,94,966	1,95,283	1,94,581	1,93,774	1,94,305	1,94,896	1,93,527	1,95,368	1,95,366	1,95,750	1,96,645
2024-25	1,88,991	1,89,690	1,90,343	1,90,167	1,90,688							

## CONNECTION TREND OF LAST 42 MONTHS



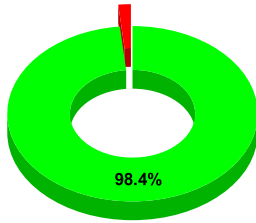
## METER READING POSTING

Marks	Total marks	Rank
15.82	16	16

Total No. of Live connection on March	Total No. of readings posted on March	Total Readings of March against 50% Total Live Connections of March 24
183,001	90,022	98.38%
Total No. of Live connection on May	Total No. of readings posted on May	Total Readings of May against 50% Total Live Connections of May 24
184,859	94,955	102.73%
Total No. of Live connection on July	Total No. of readings posted on July	Total Readings of July against 50% Total Live Connections of July 24
186,541	90,927	97.49%

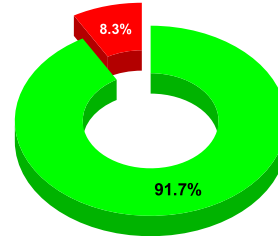
Total No. of Live connection on April	Total No. of readings posted on April	Total Readings of April against 50% Total Live Connections of April 24
184,115	84,378	91.66%
Total No. of Live connection on June	Total No. of readings posted on June	Total Readings of June against 50% Total Live Connections of June 24
185,170	89,386	96.54%
Total No. of Live connection on August	Total No. of readings posted on August	Total Readings of August against 50% Total Live Connections of August 24
185,182	89,904	97.10%

**METER READING POSTING % AGAINST NUMBER OF LIVE CONNECTIONS OF MARCH**




● METER READINGS POSTED ● METER READINGS TO BE POSTED

**METER READING POSTING % AGAINST NUMBER OF LIVE CONNECTIONS OF APRIL**

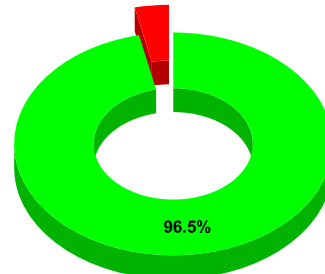


● METER READINGS POSTED ● METER READINGS TO BE POSTED

**METER READING POSTING % AGAINST NUMBER OF LIVE CONNECTIONS OF MAY**

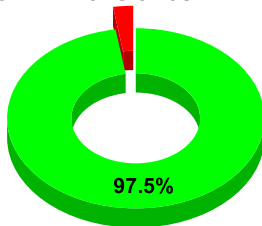


**METER READING POSTING % AGAINST NUMBER OF LIVE CONNECTIONS OF JUNE**



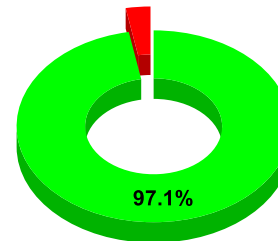
● METER READINGS POSTED ● METER READINGS TO BE POSTED

**METER READING POSTING % AGAINST NUMBER OF LIVE CONNECTIONS OF JULY**



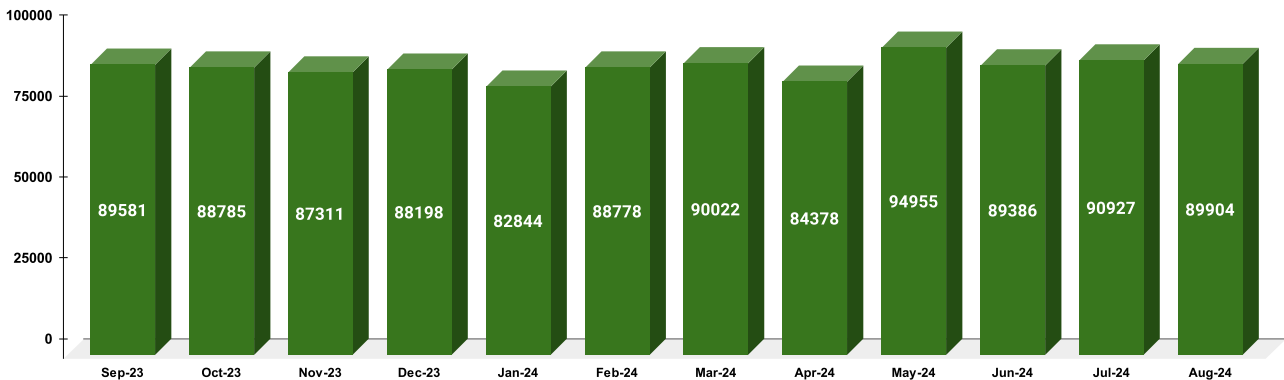
● METER READINGS POSTED ● METER READINGS TO BE POSTED

**METER READING POSTING % AGAINST NUMBER OF LIVE CONNECTIONS OF AUGUST**



● METER READINGS POSTED ● METER READINGS TO BE POSTED

**METER READING POSTED FOR LAST 12 MONTHS**

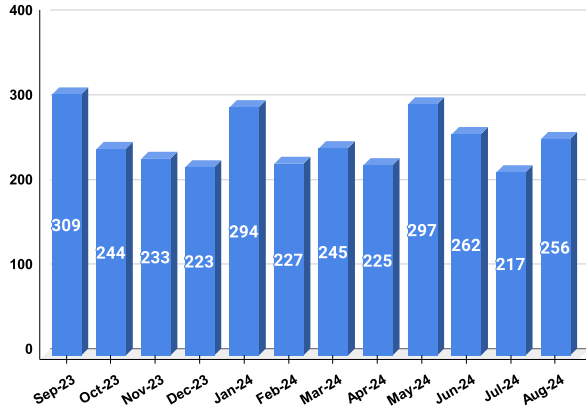




## FAULTY METER

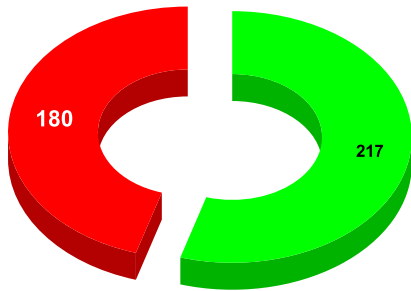
Marks	Total marks	Rank
19.61	20	7

### FAULTY METER REPLACEMENT OF LAST 12 MONTHS



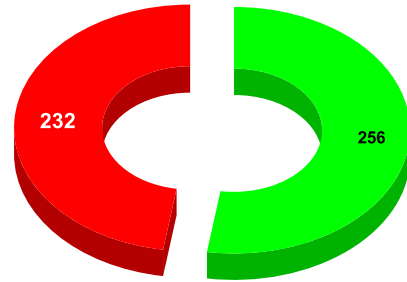
MONTH	Total No. of Faulty meters	Number of Faulty meter replaced	Number of Faulty meter pending
MARCH	255	245	10
APRIL	540	225	315
MAY	569	297	272
JUNE	454	262	192
JULY	397	217	180
AUGUST	488	256	232

### FAULTY METER REPLACED VS FAULTY METER TO BE REPLACED ON JULY



- NO OF FAULTY METERS REPLACED
- FAULTY METERS TO BE REPLACED

### FAULTY METER REPLACED VS FAULTY METER TO BE REPLACED ON AUGUST



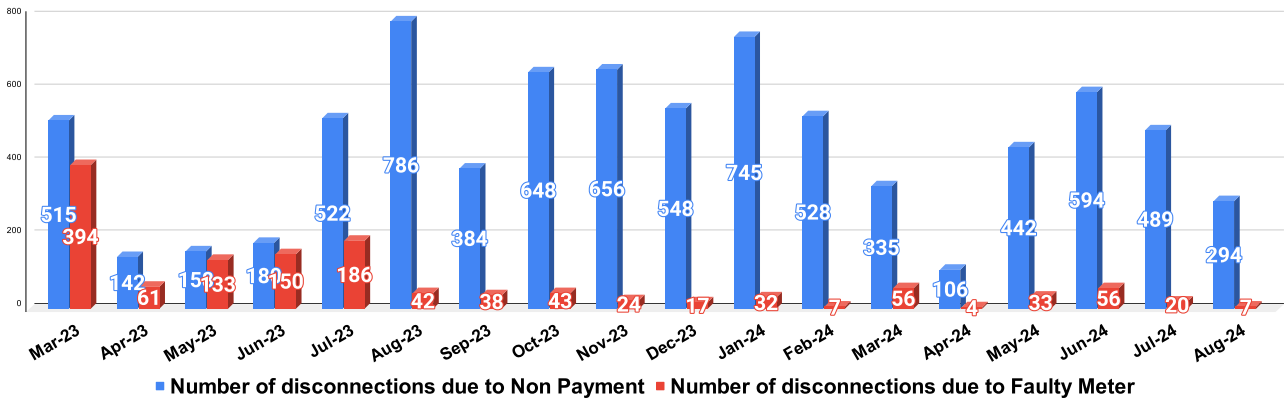
- NO OF FAULTY METERS REPLACED
- FAULTY METERS TO BE REPLACED

## DISCONNECTION STATUS

Marks	Total marks	Rank
-	-	-

DISCONNECTI ONS	APRIL	MAY	JUNE	JULY	AUGUST	SEPTEMBER	OCTOBER	NOVEMBER	DECEMBER	JANUARY	FEBRUARY	MARCH
DUE TO NON PAYMENT ( )	142	158	180	522	786	384	648	656	548	745	528	335
DUE TO FAULTY METER ( )	61	133	150	186	42	38	43	24	17	32	7	56
DUE TO NON PAYMENT ( )	106	442	594	489	294							
DUE TO FAULTY METER ( )	4	33	56	20	7							

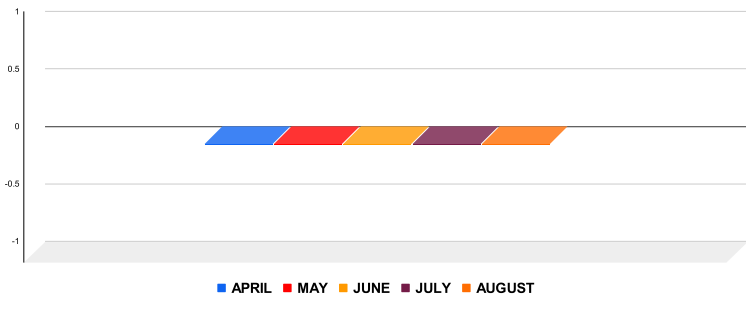
### NUMBER OF DISCONNECTIONS DUE TO NON PAYMENT VS DUE TO FAULTY METERS



### MOBILE NUMBER UPDATION

Marks	Total marks	Rank
10.00	10	8

#### MOBILE NUMBER UPDATION PENDING

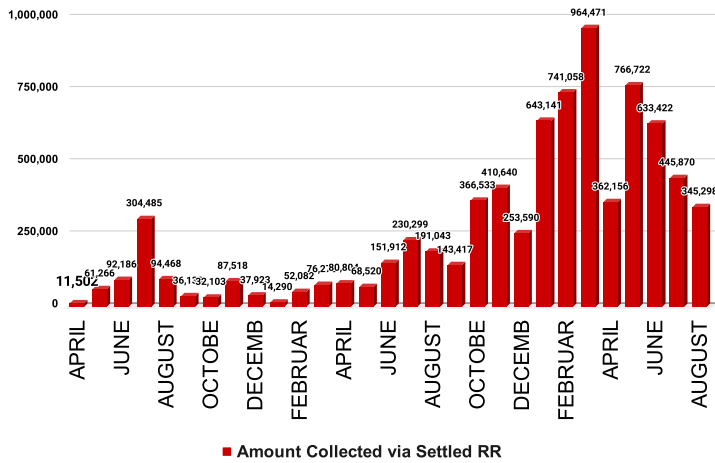


Mobile Number updation pending				
APRIL	MAY	JUNE	JULY	AUGUST
0	0	0	0	0

### REVENUE RECOVERY STATUS

Marks	Total marks	Rank
3.45	8	6

#### AMOUNT COLLECTED VIA SETTLED RR OF PREVIOUS MONTHS

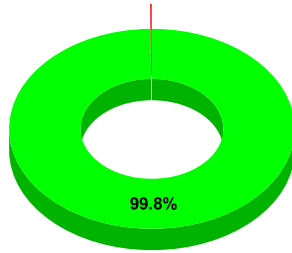


MONTH	No of RR Notices Issued	No of RR Proceed	No Of RR Settled	Amount Collected via Settled RR
MARCH	430	210	165	964,471
APRIL	136	222	90	362,156
MAY	188	33	108	766,722
JUNE	450	256	87	633,422
JULY	487	370	86	445,870
AUGUST	283	215	80	345,298

## JAL JEEVAN MISSION ROUTING

Marks	Total marks	Rank
9.99	10	20

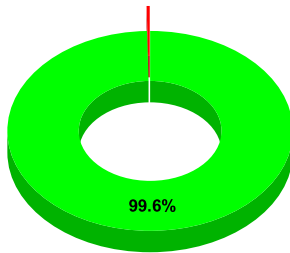
### CONNECTIONS ROUTED THROUGH E ABACUS & PENDING TO BE ROUTED AS ON JULY 2024



● No of connection routed in e-Abacus ● Balance connection to be routed

Month	Total No of JJM Connection	No of connection routed in e-Abacus	Balance connection to be routed
MARCH	74,338	74,255	83
APRIL	74,881	65,475	9,406
MAY	75,362	65,617	9,745
JUNE	76,400	66,830	9,570
JULY	77,109	76,976	133
AUGUST	77,565	77,292	273

### CONNECTIONS ROUTED THROUGH E ABACUS & PENDING TO BE ROUTED AS ON AUGUST 2024



● No of connection routed in e-Abacus ● Balance connection to be routed

Sources of data	
Revenue Collection Data	DCB based on E-abacus data collected from Divisions and consolidated by RMC
Amnesty Data	Summary of Live data submitted by Revenue Division via Google sheet shared
Meter Reading Data	Data collected from division via google sheets
Faulty Meter Replacement Data	Data collected from division via google sheets
JJM Reading Posting	Data collected from division via google sheets
Moile Number updation Status	Data collected from division via google sheets
Disconnection data	Data collected from division via google sheets
BPL data	Data provided from DBA
Arrear Break up	Govt. Arrear , Central Govt. Arrear as on January based on e-abacus ; LSGD data based on DCB
Total Arrears and Total Connections	Data from DCB
Top Defaulters	Arrear data from E-abacus as on July