



കേരള ജല അതോറിറ്റി

THRISSUR	AUGUST	Report Generated at 07/10/2024 14:52:14	Rank -21
-----------------	---------------	---	-----------------

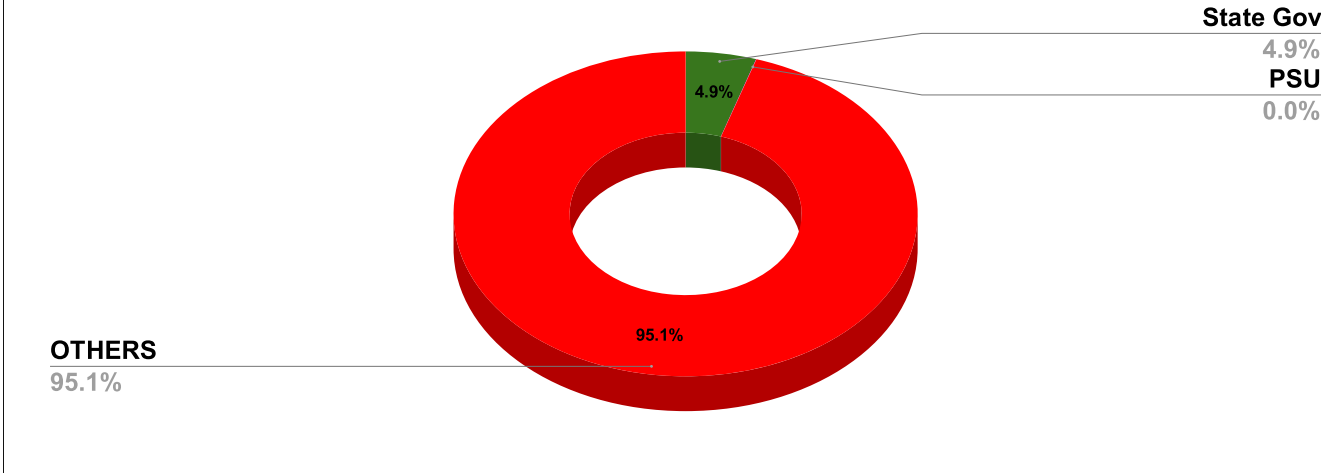
Name of Executive Engineer	Smt.Rekha.P.Nair
-----------------------------------	------------------

Name of Revenue officer	Smt. Ambily.M.K
--------------------------------	-----------------

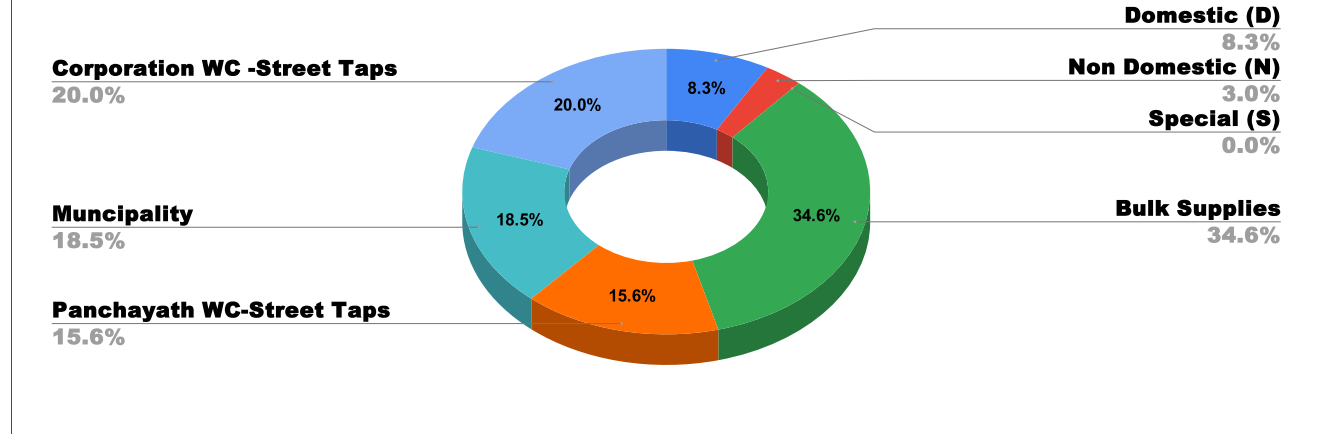
CONNECTIONS AS ON AS ON AUGUST :	1,31,968	ARREARS IN CRORE AS ON AUGUST :	47.96
---	-----------------	--	--------------

ARREARS				
STATE GOVERNMENT	CENTRAL GOVERNMENT	PSU	OTHERS	LSGD
2,35,09,373	92,750	1,03,739	45,59,00,142	56,54,72,390

ARREAR BREAK UP INCLUDING LSGD

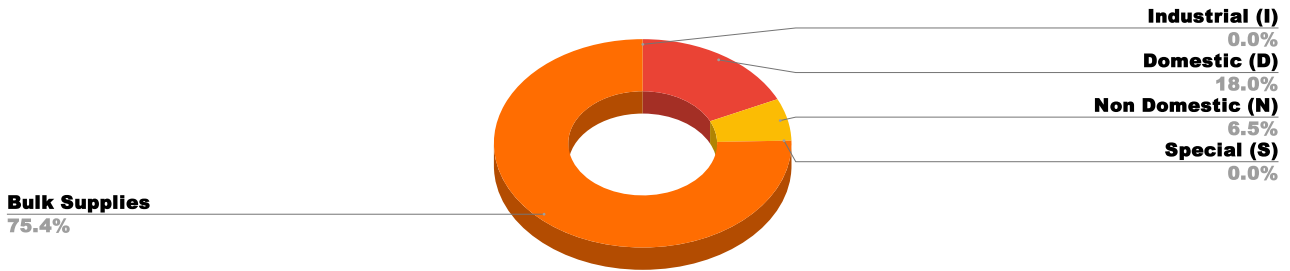


ARREARS INCLUDING LSGD

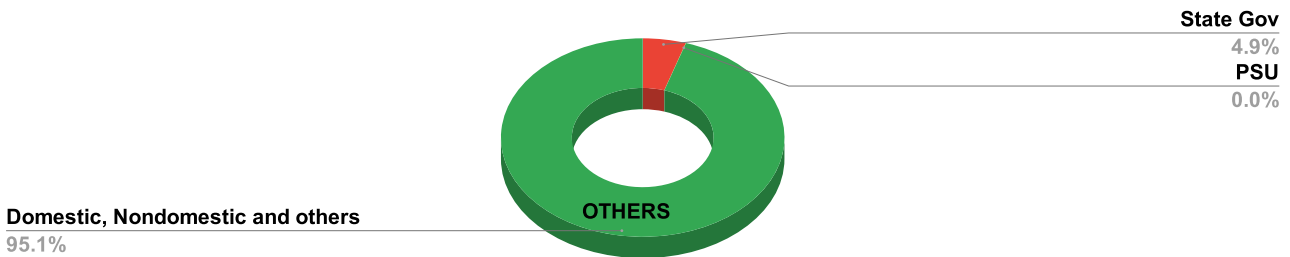


DOMESTIC	NON DOMESTIC	INDUSTRIAL	SPECIAL	BULK SUPPLY	Panchayath WC-Street Taps	Municipality WC -Street Taps	Corporation WC - Street Taps
8,63,90,233	3,13,72,547	1,01,991	14,098	36,17,27,135	16,31,52,838	19,36,16,612	20,87,02,940

ARREARS WITH OUT LSGD



ARREAR BREAK UP WITH OUT LSGD

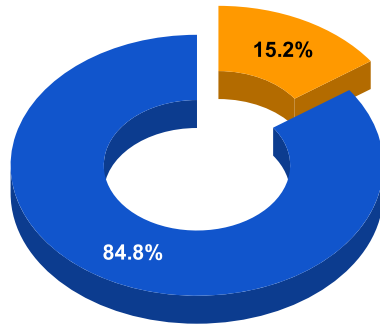


TOP DEFAULTERS OF THRISSUR FOR THE MONTH OF AUGUST

SL NO	NAME	ARREAR
1	THE THRISSUR BHAVANA NIRMANA, SAHAKARANA SANGHAM, NEHRU NAGAR, TRISSUR, 680008, 4872251597	13,56,15,794
2	THE COLLECTOR, CIVIL STATION, AYYANTHOLE,	1,17,92,634
3	THE ASST.EXE.ENGG.,BLDG SUB DIVISION, PWD, CHEMBUKAVU, Thrissur,	29,51,989
4	DEPUTY COMMANDANT, DISTRICT ARMED RESERVE POLICE, THRISSUR, 680631	16,88,628
5	SEC.,THRISSUR CORPORATION, U G FLAT, ANAPPARA, IX/522/III	13,10,662
6	THE MUNCIPAL SECRETARY, GURUVAYOOR MUNICIPALITY TOWN SHIP REST H, WEST NADA GURUVAYOOR,	8,69,739
7	THE COMMANDANT..INDIA RESERVE BATTALION, R V PURAM, THRISSUR,	6,02,255
8	THE MUNICIPAL SECRETARY, GURUVAYUR MUNICIPALITY COMFORT STATION, EAST NADA GURUVAYUR,	5,75,051
9	DEENA, 14/212,MADATHILPARAMBIL, NEHRU ROAD, THOYAKKAVU	5,38,130
10	VASANTHA, 14/239,PADIYATH HOUSE, NEHRU MEMORIAL ROAD, THOYAKKAVU	5,37,264

BPL DATA

BPL CONNECTIONS AS % OF TOTAL LIVE CONNECTIONS



● BPL CONNECTIONS ● TOTAL LIVE CONNECTIONS

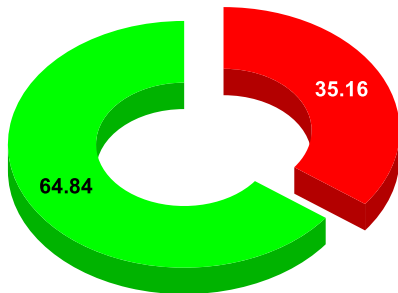
TOTAL NO OF BPL CONNECTIONS

AS ON JULY 2023 20,251

COMPREHENSIVE INDEX

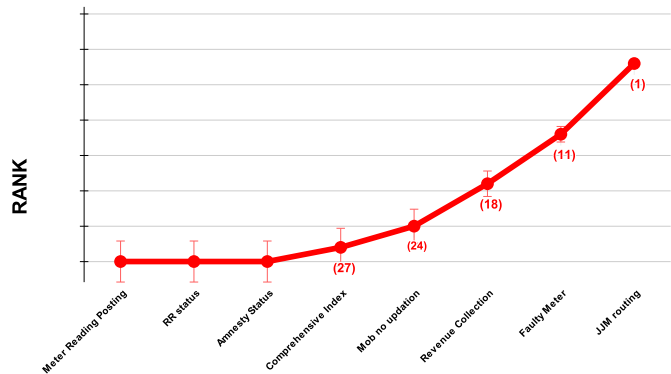
Marks	Total marks	Rank
69.97	100	21

MARKS OBTAINED



● Percent Score to be Achieved ● Percent Score Achieved

DIVISION RANK IN VARIOUS PARAMETERS



COMPREHENSIVE INDEX

REVENUE COLLECTION ACHIEVEMENT

METER READING POSTING

FAULTY METER REPLACEMENT

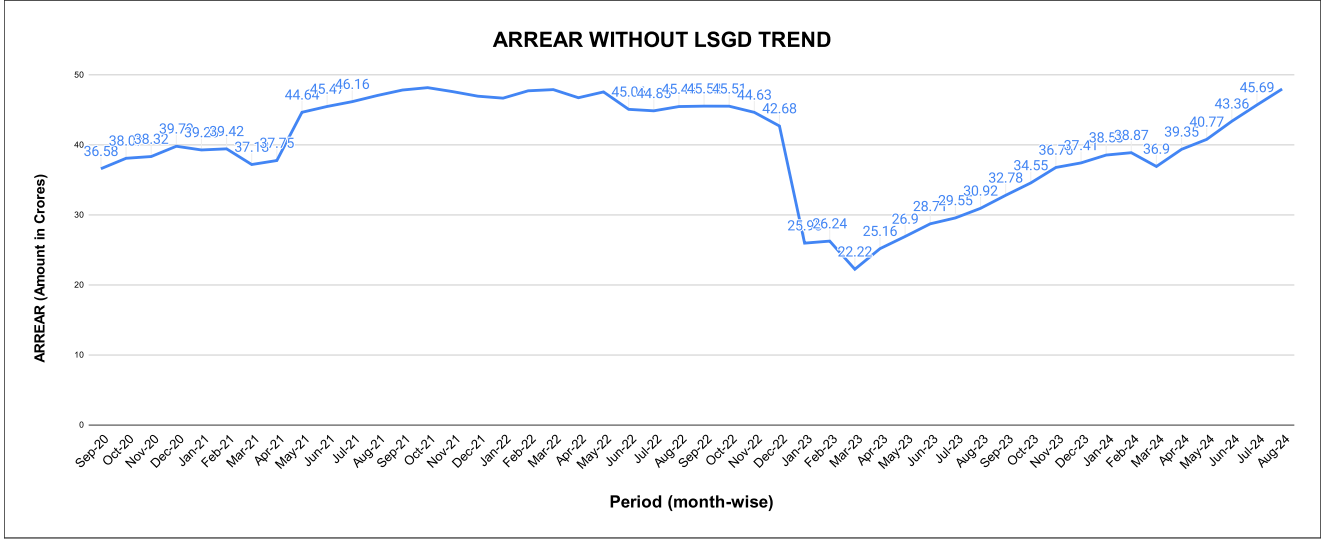
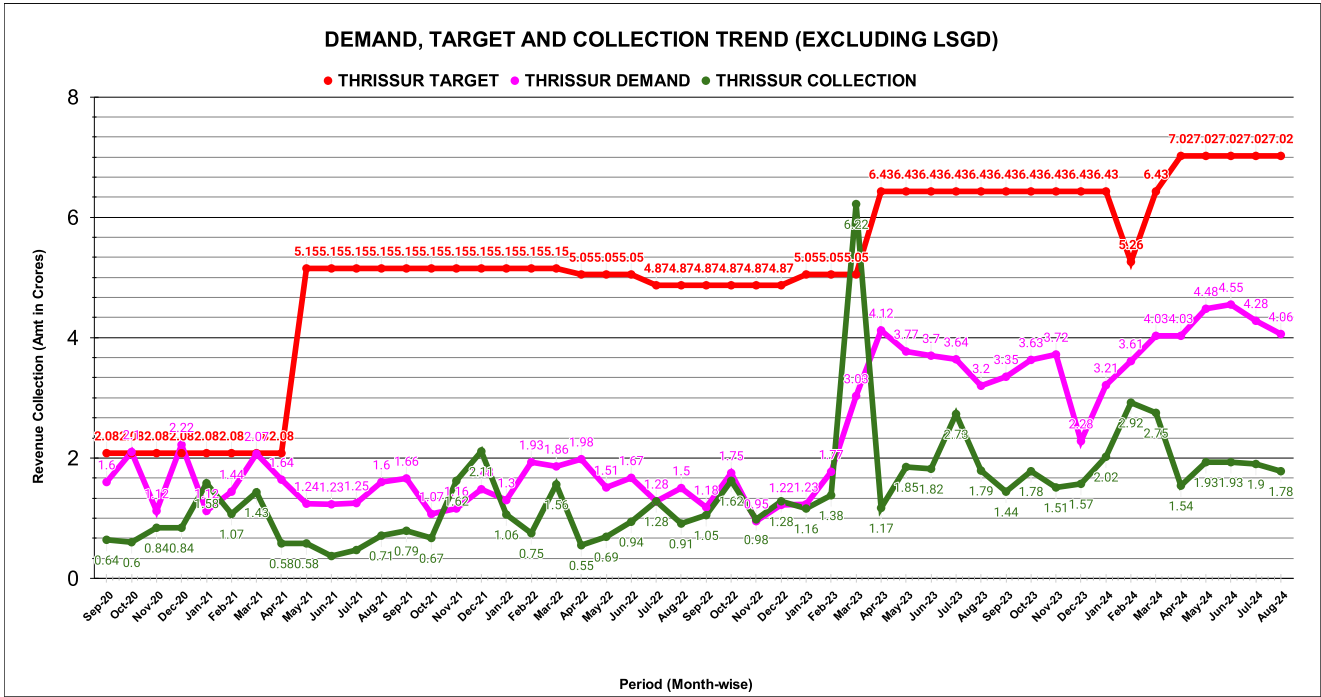
MOBILE NO UPDATION

REVENUE RECOVERY STATUS

JAL JEEVAN MISSION ROUTING

AMNESTY

Marks	Total marks	Rank
69.97	100	21
9.31	25	29
14.59	16	27
13.99	20	15
10.00	10	9
2.60	8	8
10.00	10	8
9.48	11	3

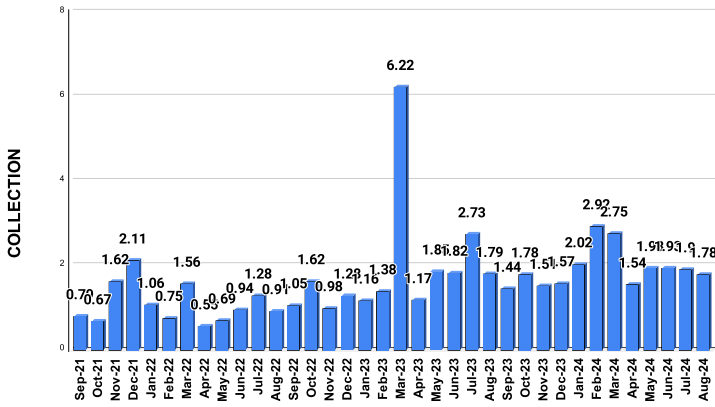


COLLECTION IN LAKHS

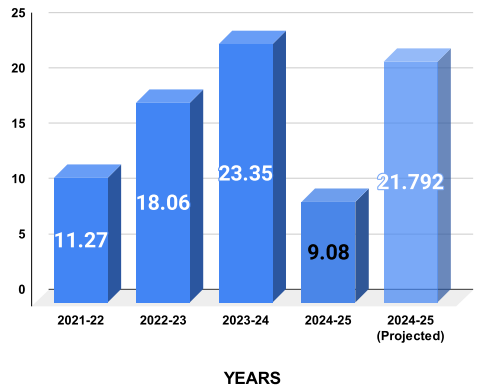
YEAR	April	May	June	July	August	September	October	November	December	January	February	March
2020-21	6.45	68.96	96.82	77.11	52.80	63.64	59.53	84.43	84.43	157.94	106.90	143.31
2021-22	58.49	58.08	37.33	47.48	71.04	78.61	66.63	161.70	210.84	106.38	74.57	156.41
2022-23	54.63	68.78	94.12	127.66	91.23	104.89	162.37	97.57	128.36	116.28	138.45	622.21
2023-24	116.77	184.75	182.31	272.64	178.64	144.30	177.54	150.64	157.37	201.86	291.93	275.18
2024-25	153.58	192.64	193.01	190.31	177.64							

YEAR	2020-21	2021-22	2022-23	2023-24	2024-25	2024-25 (Proj)
COLLECTION IN LAKHS	1,002.32	1,127.56	1,806.55	2,333.94	907.19	2,177.26

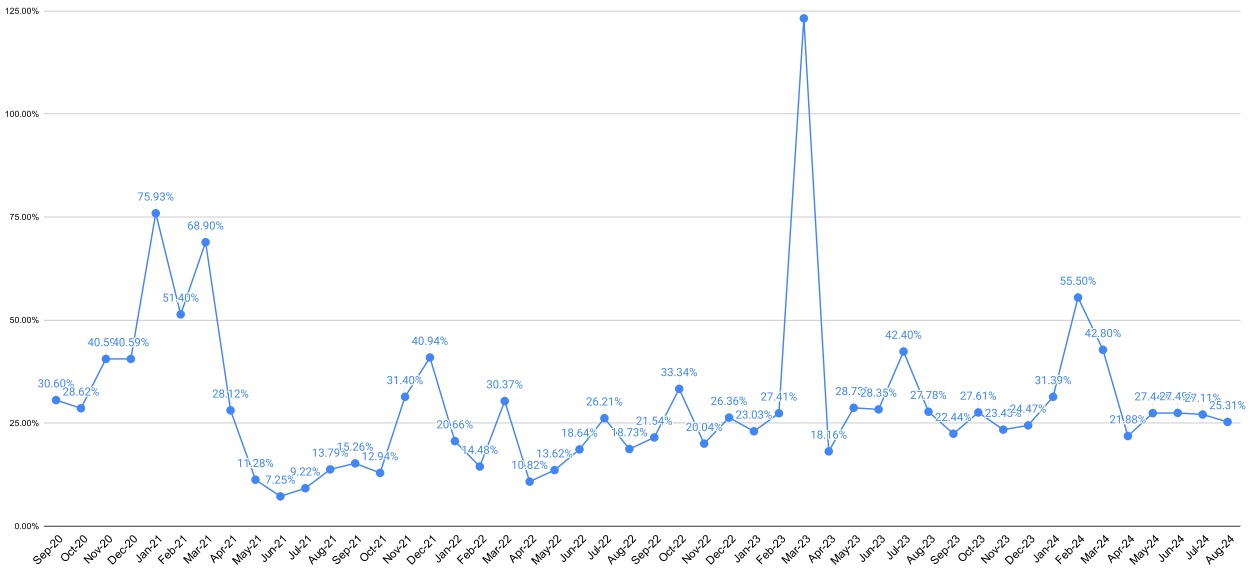
REVENUE COLLECTION TREND



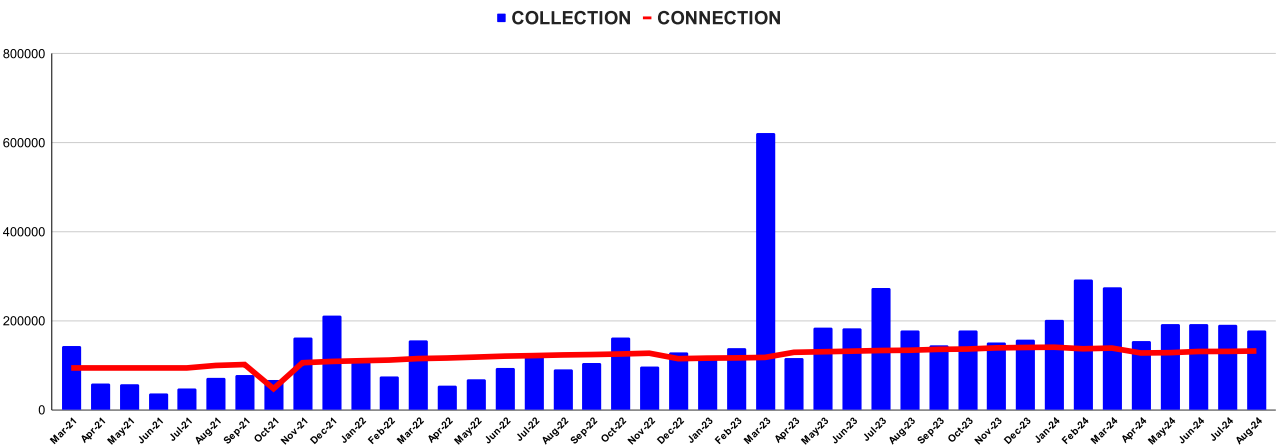
REVENUE COLLECTION FOR LAST 3 YEARS IN CRORES



REVENUE COLLECTION ACHIEVEMENT IN PERCENTAGE



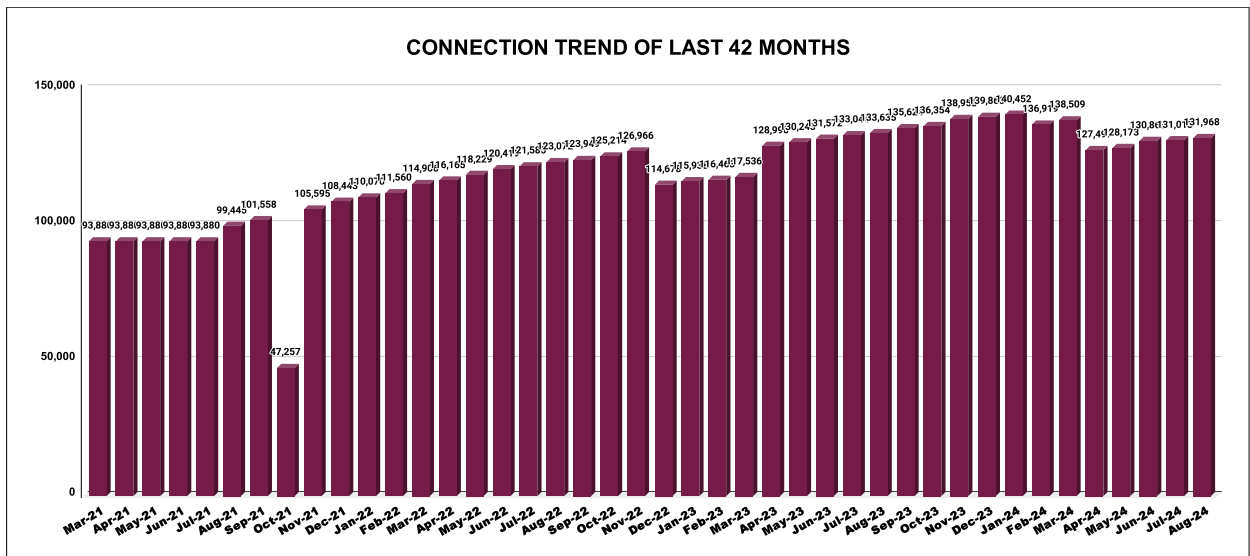
COLLECTIONS VS CONNECTIONS TREND FOR THE LAST 42 MONTHS



CONNECTION OF LAST 53 MONTHS

YEAR	April	May	June	July	August	September	October	November	December	January	February	March
2020-21	71,396	71,969	72,339	72,566	72,752	72,921	73,099	85,993	85,993	86,727	90,693	93,880
2021-22	93,880	93,880	93,880	93,880	99,445	1,01,558	47,257	1,05,595	1,08,443	1,10,070	1,11,560	1,14,906
2022-23	1,16,165	1,18,229	1,20,419	1,21,585	1,23,072	1,23,949	1,25,214	1,26,966	1,14,678	1,15,938	1,16,463	1,17,536
2023-24	1,28,990	1,30,243	1,31,572	1,33,044	1,33,635	1,35,624	1,36,354	1,38,958	1,39,863	1,40,452	1,36,919	1,38,509
2024-25	1,27,497	1,28,173	1,30,863	1,31,013	1,31,968							

CONNECTION TREND OF LAST 42 MONTHS



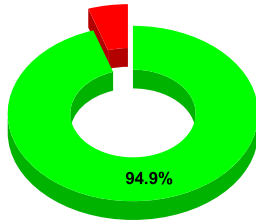
METER READING POSTING

Marks	Total marks	Rank
14.59	16	27

Total No. of Live connection on March	Total No. of readings posted on March	Total Readings of March against 50% Total Live Connections of March 24
123,421	58,545	94.87%
Total No. of Live connection on May	Total No. of readings posted on May	Total Readings of May against 50% Total Live Connections of May 24
121,171	57,011	94.10%
Total No. of Live connection on July	Total No. of readings posted on July	Total Readings of July against 50% Total Live Connections of July 24
126,790	59,424	93.74%

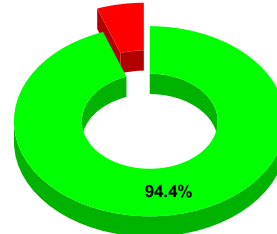
Total No. of Live connection on April	Total No. of readings posted on April	Total Readings of April against 50% Total Live Connections of April 24
124,486	58,770	94.42%
Total No. of Live connection on June	Total No. of readings posted on June	Total Readings of June against 50% Total Live Connections of June 24
124,048	59,118	95.31%
Total No. of Live connection on August	Total No. of readings posted on August	Total Readings of August against 50% Total Live Connections of August 24
128,066	61,583	96.17%

METER READING POSTING % AGAINST NUMBER OF LIVE CONNECTIONS OF MARCH



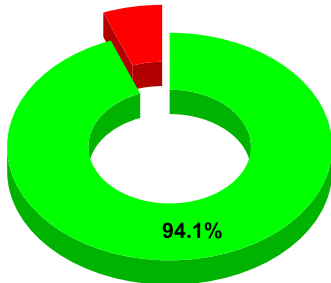
● METER READINGS POSTED ● METER READINGS TO BE POSTED

METER READING POSTING % AGAINST NUMBER OF LIVE CONNECTIONS OF APRIL



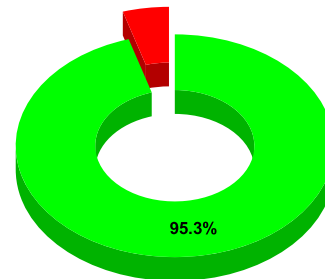
● METER READINGS POSTED ● METER READINGS TO BE POSTED

METER READING POSTING % AGAINST NUMBER OF LIVE CONNECTIONS OF MAY



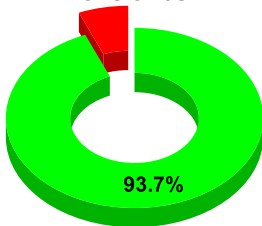
● METER READINGS POSTED ● METER READINGS TO BE POSTED

METER READING POSTING % AGAINST NUMBER OF LIVE CONNECTIONS OF JUNE



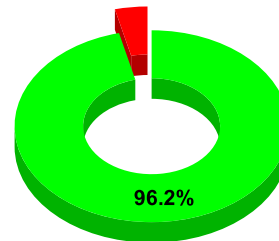
● METER READINGS POSTED ● METER READINGS TO BE POSTED

METER READING POSTING % AGAINST NUMBER OF LIVE CONNECTIONS OF JULY



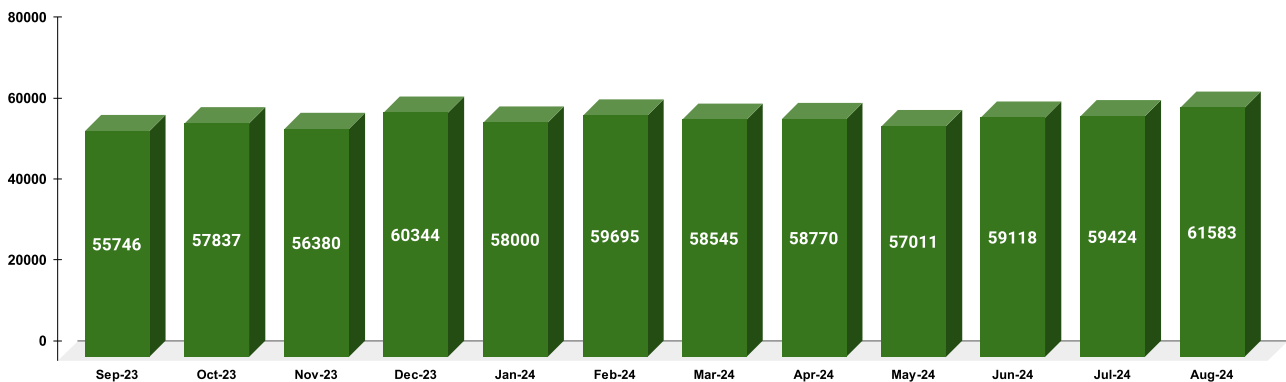
● METER READINGS POSTED ● METER READINGS TO BE POSTED

METER READING POSTING % AGAINST NUMBER OF LIVE CONNECTIONS OF AUGUST



● METER READINGS POSTED ● METER READINGS TO BE POSTED

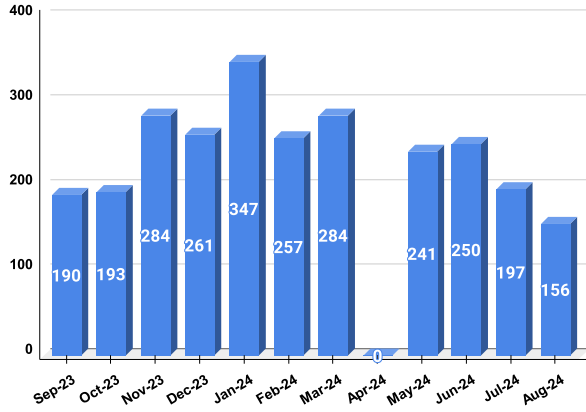
METER READING POSTED FOR LAST 12 MONTHS



FAULTY METER

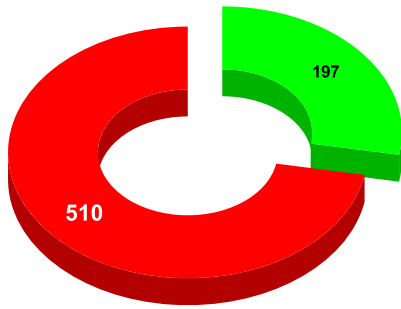
Marks	Total marks	Rank
13.99	20	15

FAULTY METER REPLACEMENT OF LAST 12 MONTHS



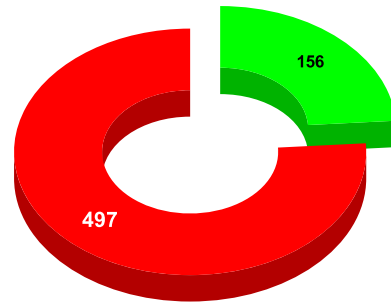
MONTH	Total No. of Faulty meters	Number of Faulty meter replaced	Number of Faulty meter pending
MARCH	705	284	421
APRIL	3	0	3
MAY	788	241	547
JUNE	728	250	478
JULY	707	197	510
AUGUST	653	156	497

FAULTY METER REPLACED VS FAULTY METER TO BE REPLACED ON JULY



- NO OF FAULTY METERS REPLACED
- FAULTY METERS TO BE REPLACED

FAULTY METER REPLACED VS FAULTY METER TO BE REPLACED ON AUGUST



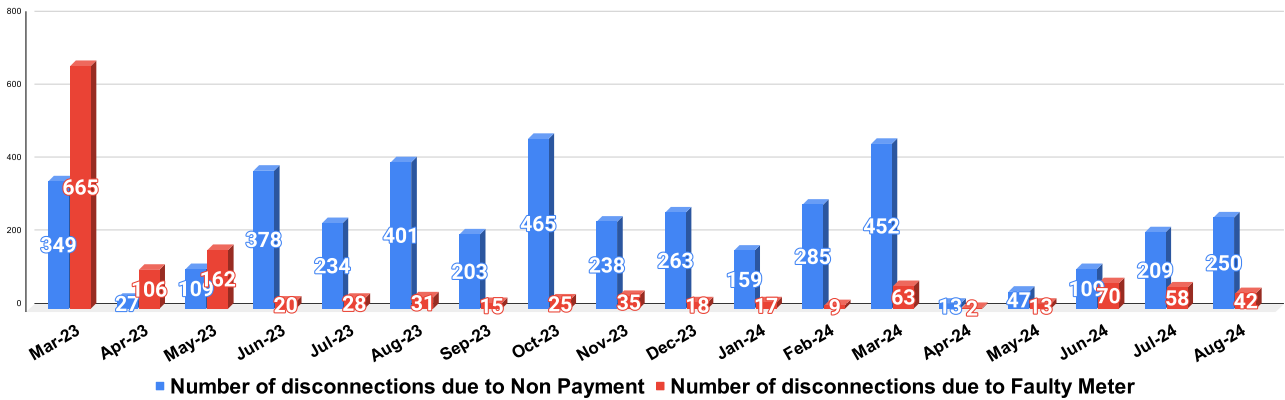
- NO OF FAULTY METERS REPLACED
- FAULTY METERS TO BE REPLACED

DISCONNECTION STATUS

Marks	Total marks	Rank
-	-	-

DISCONNECTI ONS	APRIL	MAY	JUNE	JULY	AUGUST	SEPTEMBER	OCTOBER	NOVEMBER	DECEMBER	JANUARY	FEBRUARY	MARCH
DUE TO NON PAYMENT ()	27	109	378	234	401	203	465	238	263	159	285	452
DUE TO FAULTY METER ()	106	162	20	28	31	15	25	35	18	17	9	63
DUE TO NON PAYMENT ()	13	47	109	209	250							
DUE TO FAULTY METER ()	2	13	70	58	42							

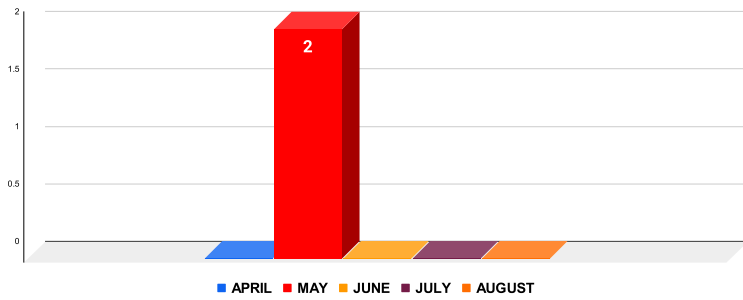
NUMBER OF DISCONNECTIONS DUE TO NON PAYMENT VS DUE TO FAULTY METERS



MOBILE NUMBER UPDATION

Marks	Total marks	Rank
10.00	10	9

MOBILE NUMBER UPDATION PENDING

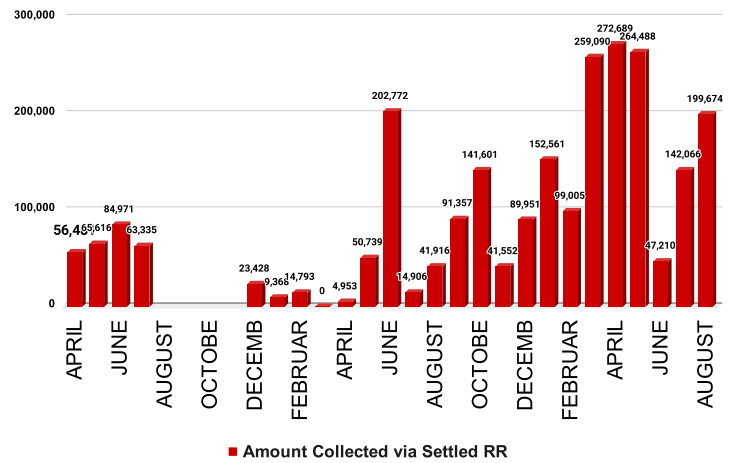


Mobile Number updation pending				
APRIL	MAY	JUNE	JULY	AUGUST
0	2	0	0	0

REVENUE RECOVERY STATUS

Marks	Total marks	Rank
2.60	8	8

AMOUNT COLLECTED VIA SETTLED RR OF PREVIOUS MONTHS




MONTH	No of RR Notices Issued	No of RR Proceed	No Of RR Settled	Amount Collected via Settled RR
MARCH	360	185	46	259,090
APRIL	79	27	16	272,689
MAY	158	91	46	264,488
JUNE	319	42	22	47,210
JULY	151	264	27	142,066
AUGUST	139	24	43	199,674

JAL JEEVAN MISSION ROUTING


Marks	Total marks	Rank
10.00	10	8

CONNECTIONS ROUTED THROUGH E ABACUS & PENDING TO BE ROUTED AS ON JULY 2024



Month	Total No of JJM Connection	No of connection routed in e-Abacus	Balance connection to be routed
MARCH			
	77,049	77,049	0
APRIL			
	74,960	74,960	0
MAY			
	76,131	76,131	0
JUNE			
	78,440	78,440	0
JULY			
	79,059	79,059	0
AUGUST			
	79,911	79,911	0

CONNECTIONS ROUTED THROUGH E ABACUS & PENDING TO BE ROUTED AS ON AUGUST 2024



Sources of data	
Revenue Collection Data	DCB based on E-abacus data collected from Divisions and consolidated by RMC
Amnesty Data	Summary of Live data submitted by Revenue Division via Google sheet shared
Meter Reading Data	Data collected from division via google sheets
Faulty Meter Replacement Data	Data collected from division via google sheets
JJM Reading Posting	Data collected from division via google sheets
Moile Number updation Status	Data collected from division via google sheets
Disconnection data	Data collected from division via google sheets
BPL data	Data provided from DBA
Arrear Break up	Govt. Arrear , Central Govt. Arrear as on January based on e-abacus ; LSGD data based on DCB
Total Arrears and Total Connections	Data from DCB
Top Defaulters	Arrear data from E-abacus as on July