



കേരള ജല അതോറിറ്റി

ALUVA	AUGUST	Report Generated at 07/10/2024 14:52:00	Rank -14
--------------	---------------	---	-----------------

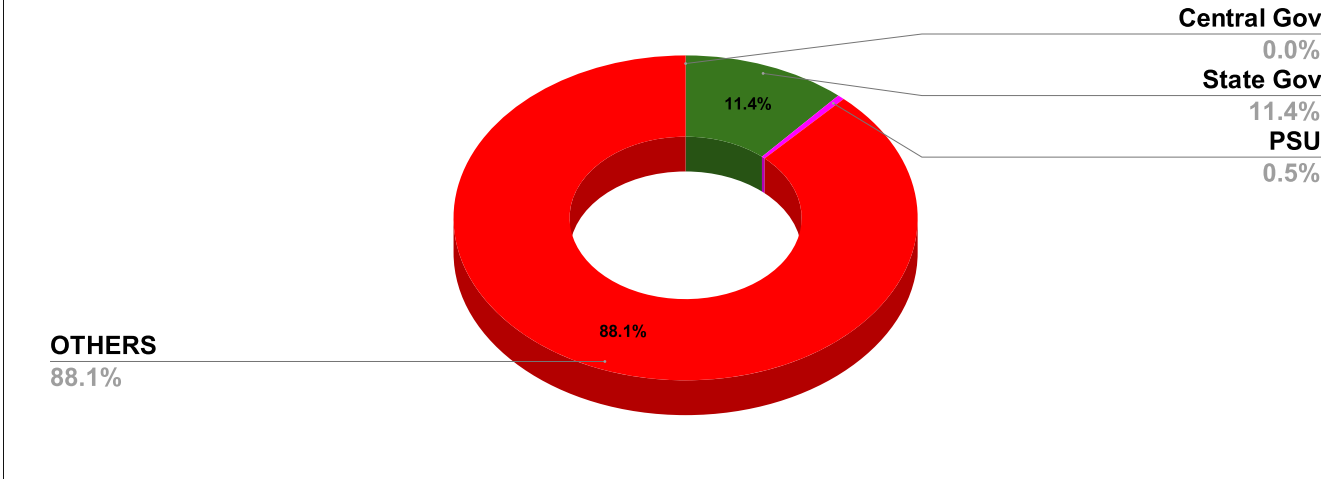
Name of Executive Engineer	Smt. Priyadharshini B
-----------------------------------	-----------------------

Name of Revenue officer	Smt.Reshmi Varkey
--------------------------------	-------------------

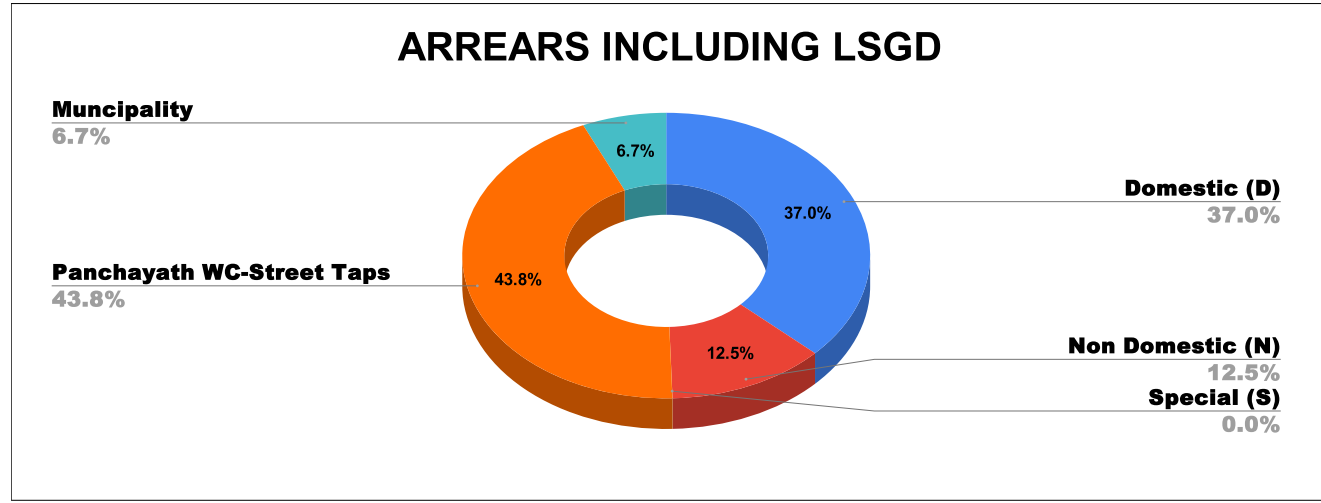
CONNECTIONS AS ON AS ON AUGUST :	1,57,161	ARREARS IN CRORE AS ON AUGUST :	12.69
---	-----------------	--	--------------

ARREARS				
STATE GOVERNMENT	CENTRAL GOVERNMENT	PSU	OTHERS	LSGD
1,45,11,047	2,446	6,30,868	11,17,98,657	12,88,52,614

ARREAR BREAK UP INCLUDING LSGD



ARREARS INCLUDING LSGD



DOMESTIC	NON DOMESTIC	INDUSTRIAL	SPECIAL	BULK SUPPLY	Panchayath WC-Street Taps	Municipality WC -Street Taps	Corporation WC - Street Taps
9,44,00,424	3,19,67,794	5,46,171	28,629	0	11,18,07,940	1,70,44,674	0

ARREARS WITH OUT LSGD

Special (S)

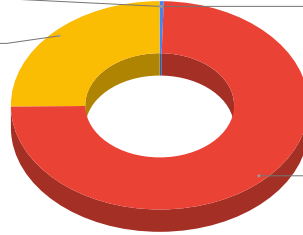
0.0%

Non Domestic (N)

25.2%

Industrial (I)

0.4%



Domestic (D)

74.4%

ARREAR BREAK UP WITH OUT LSGD

Central Gov

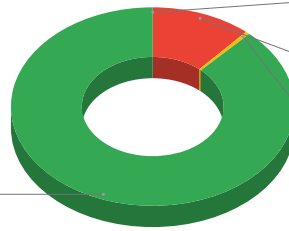
0.0%

State Gov

11.4%

PSU

0.5%



Domestic, Nondomestic and others

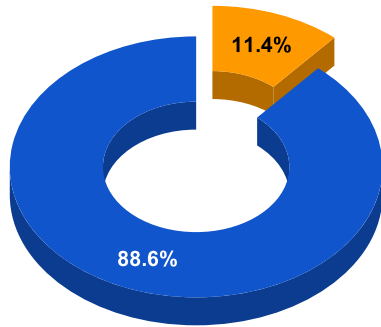
88.1%

TOP DEFAULTERS OF ALUVA FOR THE MONTH OF AUGUST

SL NO	NAME	ARREAR
1	THAHASILDAR, MINI CIVILSTATION, POOPAANI ROAD, PERUMBAVOOR 9497458795	31,97,832
2	MUNCIPAL SECRETARY(D/C20/10/08, COMFORT STATION, ALUVA, XXX	25,35,768
3	THE HEAD MISTRESS, 3 307 A, MODEL RESIDENTIAL SCHOOL, KEEZHMAU	11,06,197
4	GOVT.HOSPITAL, ..., ALUVA, XXX	8,95,370
5	THAHASILDAR,, VII/501, TALUK OFFICE, R 79, ALUVA OLD ROUTE NO. 9999, XXX	8,26,445
6	CI OF POLICE, XIII/256 (12), SUBJAILROAD, ALUVA P.O.	6,86,002
7	SEBIYA KATHERU PILLAI, ILANJIKKAL, THIKKATTUKARA, 249 A-VII, CHOORNIKKARA	5,20,671
8	RESMI VIKAS, CHITHIRA CASE CONSUMER, DESAM, KUNNUMPURAM	4,19,761
9	HEAD MASTER, GOVT.HIGH SCHOOL OLD ROUTE NO. 624, KUTTAMASSERY,	3,90,266
10	THANKAMMA, XIV/359,AD.810156744115,PH. 9961472569, KALAPPURAPARAMBIL HOUSE, KALLELIMOOLA ROAD	3,55,361

BPL DATA

BPL CONNECTIONS AS % OF TOTAL LIVE CONNECTIONS



● BPL CONNECTIONS ● TOTAL LIVE CONNECTIONS

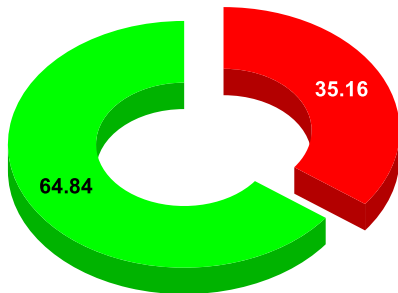
TOTAL NO OF BPL CONNECTIONS

AS ON JULY 2023 18,225

COMPREHENSIVE INDEX

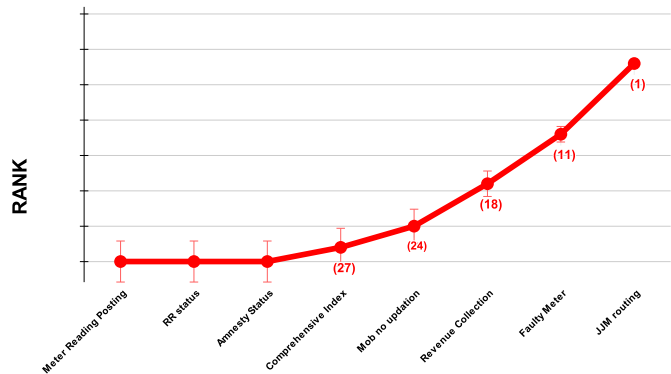
Marks	Total marks	Rank
76.29	100	14

MARKS OBTAINED



● Percent Score to be Achieved ● Percent Score Achieved

DIVISION RANK IN VARIOUS PARAMETERS



COMPREHENSIVE INDEX

REVENUE COLLECTION ACHIEVEMENT

METER READING POSTING

FAULTY METER REPLACEMENT

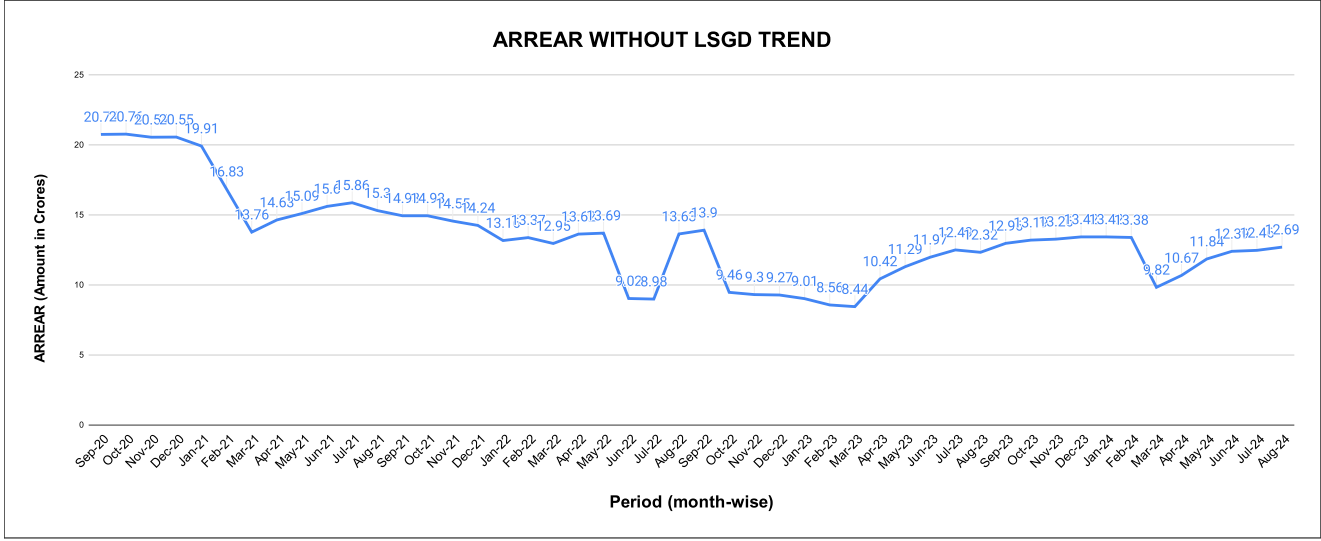
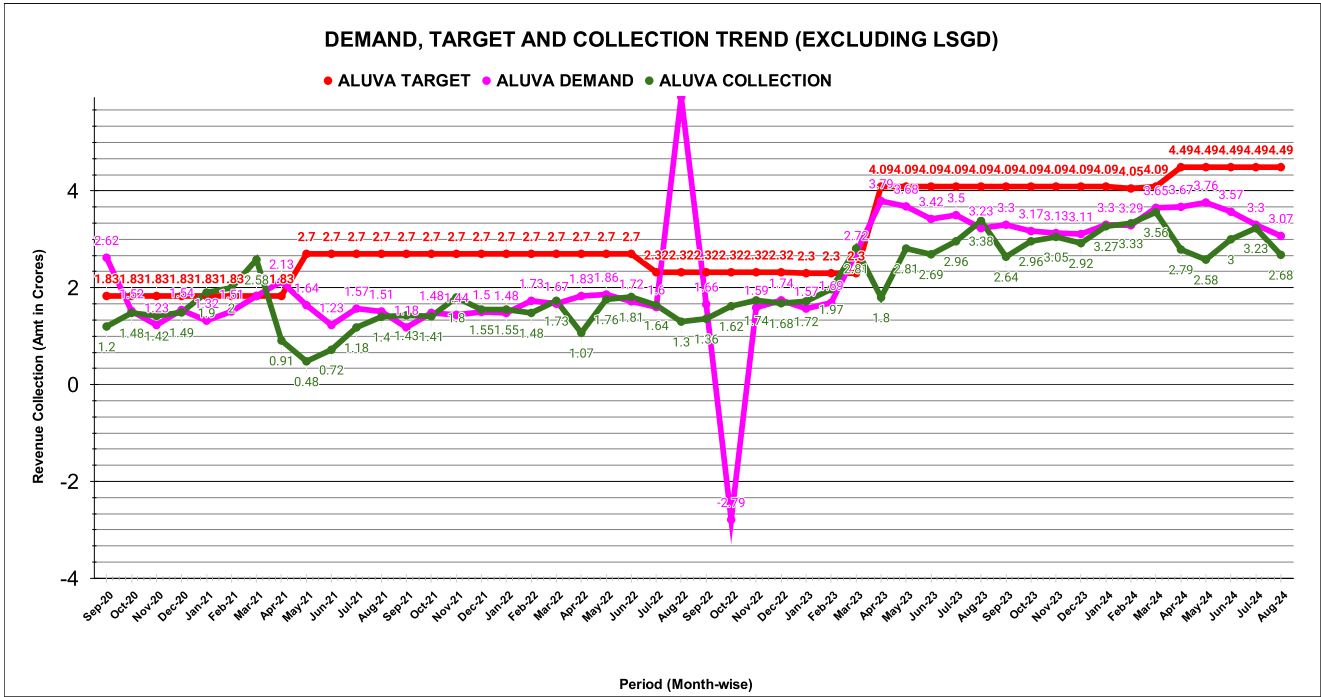
MOBILE NO UPDATION

REVENUE RECOVERY STATUS

JAL JEEVAN MISSION ROUTING

AMNESTY

Marks	Total marks	Rank
76.29	100	14
18.76	25	7
16.00	16	4
14.20	20	13
9.74	10	25
0.21	8	27
9.86	10	25
7.53	11	14

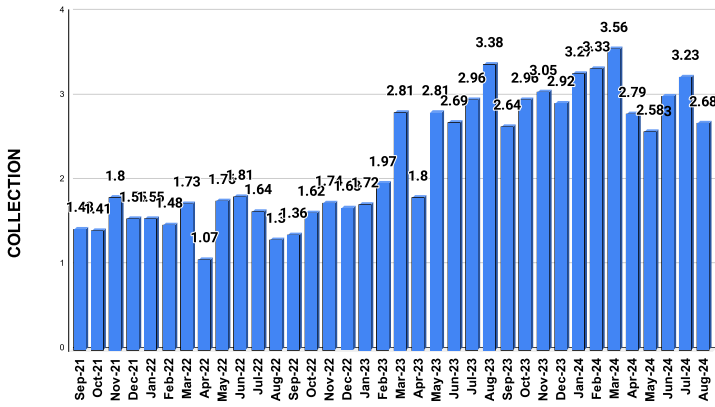


COLLECTION IN LAKHS

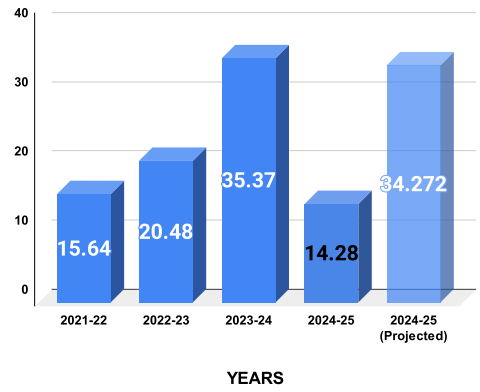
YEAR	April	May	June	July	August	September	October	November	December	January	February	March
2020-21	9.19	89.85	135.47	87.85	132.97	119.90	147.78	141.78	149.30	190.16	199.90	257.76
2021-22	91.36	47.99	71.78	118.40	140.27	143.36	140.80	179.63	155.06	154.58	147.99	172.68
2022-23	107.30	175.90	181.39	163.56	129.86	136.17	161.82	174.10	168.00	172.01	197.26	280.79
2023-24	179.70	281.21	269.26	295.64	338.31	264.34	296.01	304.66	291.62	326.58	333.17	356.43
2024-25	278.99	257.62	299.88	323.42	268.15							

YEAR	2020-21	2021-22	2022-23	2023-24	2024-25	2024-25 (Proj)
COLLECTION IN LAKHS	1,661.91	1,563.89	2,048.15	3,536.93	1,428.05	3,427.32

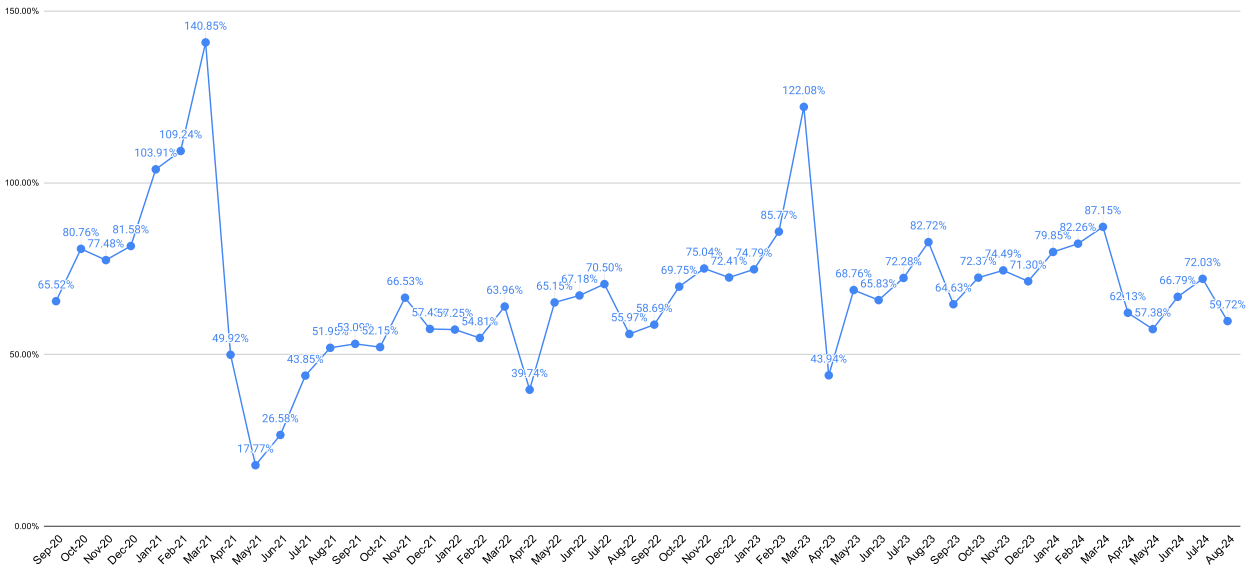
REVENUE COLLECTION TREND



REVENUE COLLECTION FOR LAST 3 YEARS IN CRORES

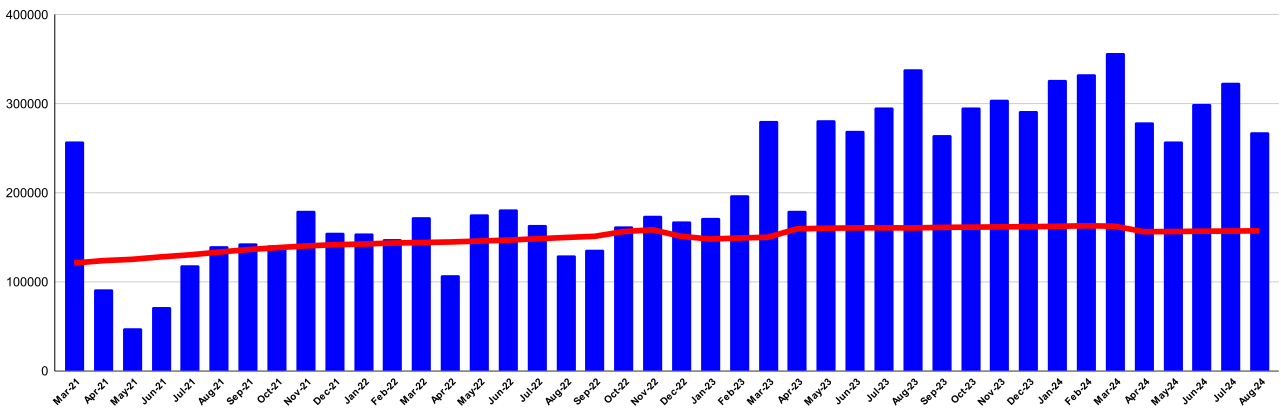


REVENUE COLLECTION ACHIEVEMENT IN PERCENTAGE



COLLECTIONS VS CONNECTIONS TREND FOR THE LAST 42 MONTHS

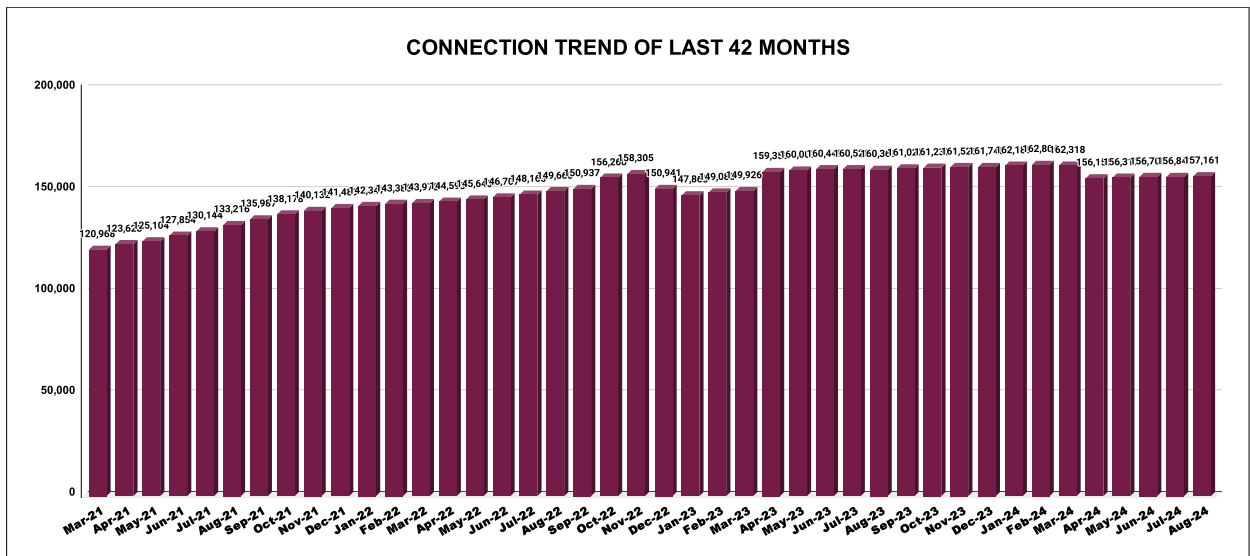
■ COLLECTION - CONNECTION



CONNECTION OF LAST 53 MONTHS

YEAR	April	May	June	July	August	September	October	November	December	January	February	March
2020-21	96,357	96,736	97,090	97,319	97,500	97,670	97,873	1,07,114	1,08,690	1,12,092	1,16,125	1,20,968
2021-22	1,23,628	1,25,104	1,27,854	1,30,144	1,33,216	1,35,987	1,38,178	1,40,132	1,41,489	1,42,347	1,43,388	1,43,972
2022-23	1,44,593	1,45,643	1,46,707	1,48,165	1,49,660	1,50,937	1,56,260	1,58,305	1,50,941	1,47,865	1,49,080	1,49,926
2023-24	1,59,359	1,60,007	1,60,449	1,60,526	1,60,369	1,61,020	1,61,238	1,61,526	1,61,740	1,62,189	1,62,804	1,62,318
2024-25	1,56,156	1,56,317	1,56,700	1,56,841	1,57,161							

CONNECTION TREND OF LAST 42 MONTHS




METER READING POSTING

Marks	Total marks	Rank
16.00	16	4


Total No. of Live connection on March	Total No. of readings posted on March	Total Readings of March against 50% Total Live Connections of March 24
151,626	76,622	101.07%
Total No. of Live connection on May	Total No. of readings posted on May	Total Readings of May against 50% Total Live Connections of May 24
152,423	76,382	100.22%
Total No. of Live connection on July	Total No. of readings posted on July	Total Readings of July against 50% Total Live Connections of July 24
154,104	77,684	100.82%

Total No. of Live connection on April	Total No. of readings posted on April	Total Readings of April against 50% Total Live Connections of April 24
142,701	73,316	102.75%
Total No. of Live connection on June	Total No. of readings posted on June	Total Readings of June against 50% Total Live Connections of June 24
152,690	74,337	97.37%
Total No. of Live connection on August	Total No. of readings posted on August	Total Readings of August against 50% Total Live Connections of August 24
152,798	74,361	97.33%

METER READING POSTING % AGAINST NUMBER OF LIVE CONNECTIONS OF MARCH

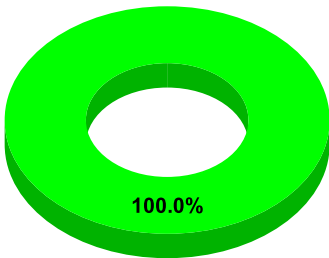


METER READING POSTING % AGAINST NUMBER OF LIVE CONNECTIONS OF APRIL

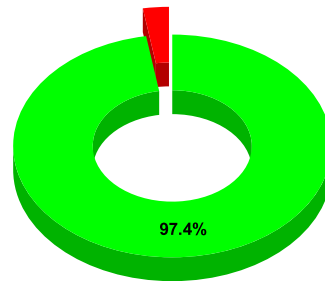


● METER READINGS POSTED

METER READING POSTING % AGAINST NUMBER OF LIVE CONNECTIONS OF MAY




METER READING POSTING % AGAINST NUMBER OF LIVE CONNECTIONS OF JUNE



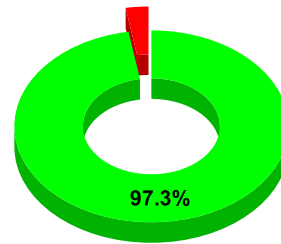
● METER READINGS POSTED ● METER READINGS TO BE POSTED

METER READING POSTING % AGAINST NUMBER OF LIVE CONNECTIONS OF JULY



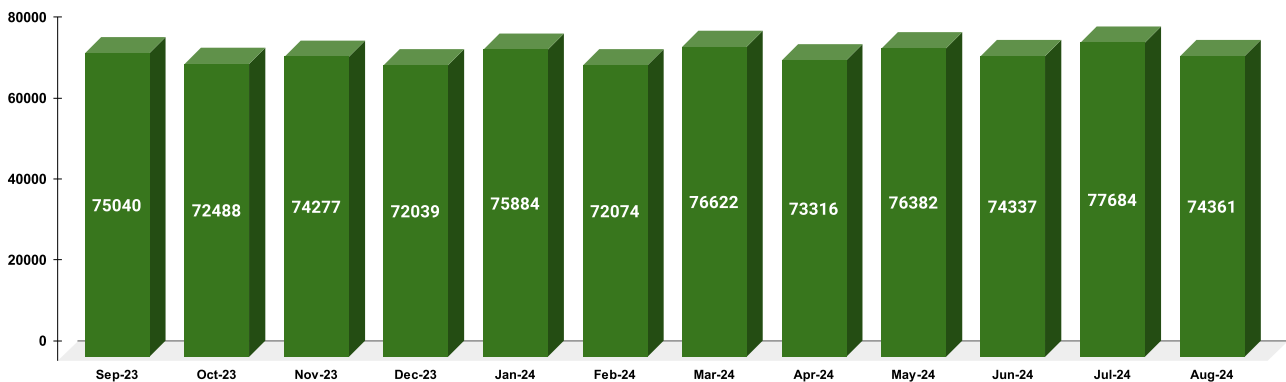
● METER READINGS POSTED

METER READING POSTING % AGAINST NUMBER OF LIVE CONNECTIONS OF AUGUST



● METER READINGS POSTED ● METER READINGS TO BE POSTED

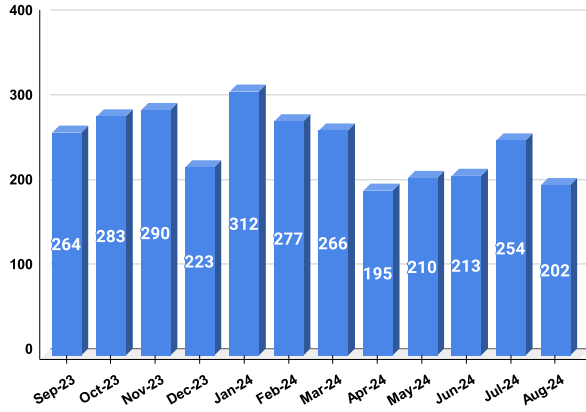
METER READING POSTED FOR LAST 12 MONTHS



FAULTY METER

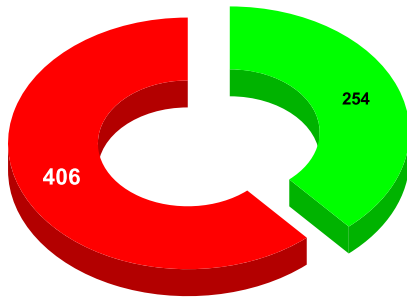
Marks	Total marks	Rank
14.20	20	13

FAULTY METER REPLACEMENT OF LAST 12 MONTHS



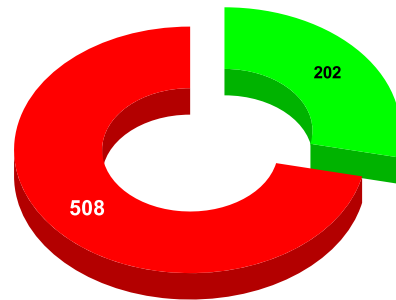
MONTH	Total No.of Faulty meters	Number of Faulty meter replaced	Number of Faulty meter pending
MARCH	630	266	364
APRIL	731	195	536
MAY	687	210	477
JUNE	681	213	468
JULY	660	254	406
AUGUST	710	202	508

FAULTY METER REPLACED VS FAULTY METER TO BE REPLACED ON JULY



- NO OF FAULTY METERS REPLACED
- FAULTY METERS TO BE REPLACED

FAULTY METER REPLACED VS FAULTY METER TO BE REPLACED ON AUGUST



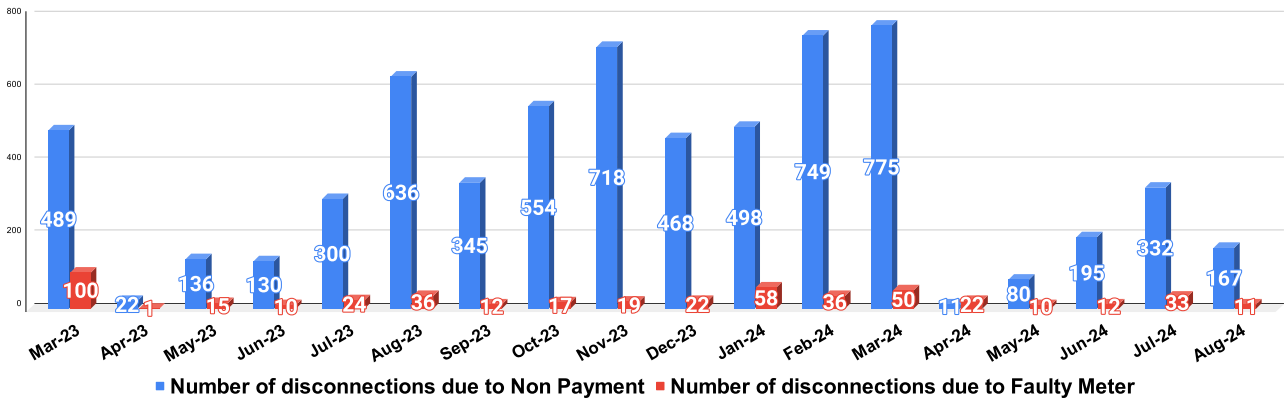
- NO OF FAULTY METERS REPLACED
- FAULTY METERS TO BE REPLACED

DISCONNECTION STATUS

Marks	Total marks	Rank
-	-	-

DISCONNECTI ONS	APRIL	MAY	JUNE	JULY	AUGUST	SEPTEMBER	OCTOBER	NOVEMBER	DECEMBER	JANUARY	FEBRUARY	MARCH
DUE TO NON PAYMENT ()	22	136	130	300	636	345	554	718	468	498	749	775
DUE TO FAULTY METER ()	1	15	10	24	36	12	17	19	22	58	36	50
DUE TO NON PAYMENT ()	11	80	195	332	167							
DUE TO FAULTY METER ()	22	10	12	33	11							

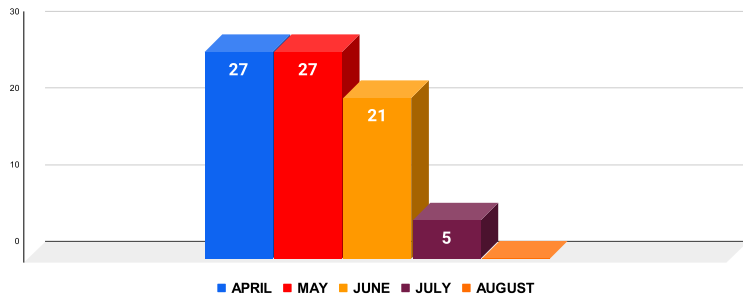
NUMBER OF DISCONNECTIONS DUE TO NON PAYMENT VS DUE TO FAULTY METERS



MOBILE NUMBER UPDATION

Marks	Total marks	Rank
9.74	10	25

MOBILE NUMBER UPDATION PENDING

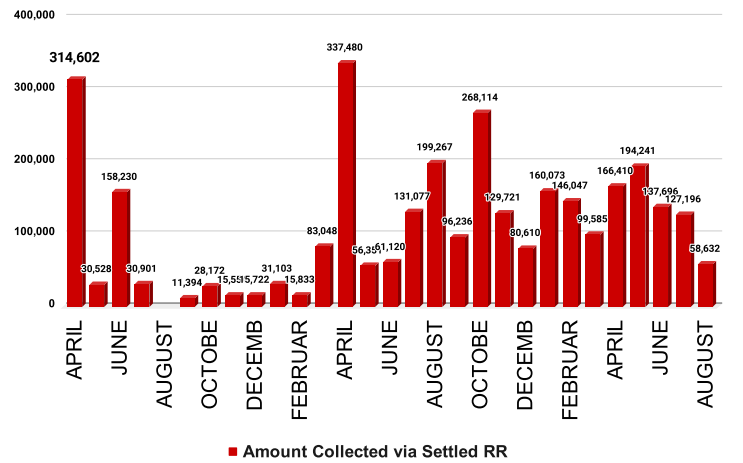


Mobile Number updation pending				
APRIL	MAY	JUNE	JULY	AUGUST
27	27	21	5	0

REVENUE RECOVERY STATUS

Marks	Total marks	Rank
0.21	8	27

AMOUNT COLLECTED VIA SETTLED RR OF PREVIOUS MONTHS

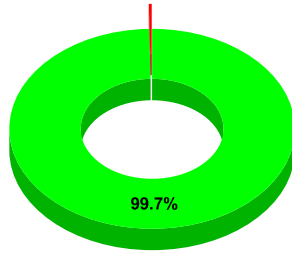


MONTH	No of RR Notices Issued	No of RR Proceed	No Of RR Settled	Amount Collected via Settled RR
MARCH	174	9	21	99,585
APRIL	44	11	24	166,410
MAY	117	96	22	194,241
JUNE	127	57	39	137,696
JULY	232	57	26	127,196
AUGUST	131	65	15	58,632

JAL JEEVAN MISSION ROUTING

Marks	Total marks	Rank
9.86	10	25

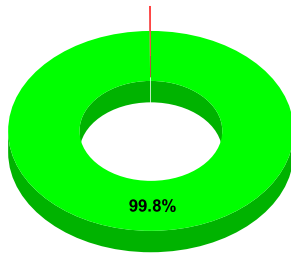
CONNECTIONS ROUTED THROUGH E ABACUS & PENDING TO BE ROUTED AS ON JULY 2024



● No of connection routed in e-Abacus ● Balance connection to be routed

Month	Total No of JJM Connection	No of connection routed in e-Abacus	Balance connection to be routed
MARCH	58,396	57,563	833
APRIL	56,395	56,070	325
MAY	56,834	56,504	330
JUNE	57,362	57,094	268
JULY	54,364	39,325	130
AUGUST	58,347	58,251	96

CONNECTIONS ROUTED THROUGH E ABACUS & PENDING TO BE ROUTED AS ON AUGUST 2024



● No of connection routed in e-Abacus ● Balance connection to be routed

Sources of data	
Revenue Collection Data	DCB based on E-abacus data collected from Divisions and consolidated by RMC
Amnesty Data	Summary of Live data submitted by Revenue Division via Google sheet shared
Meter Reading Data	Data collected from division via google sheets
Faulty Meter Replacement Data	Data collected from division via google sheets
JJM Reading Posting	Data collected from division via google sheets
Moile Number updation Status	Data collected from division via google sheets
Disconnection data	Data collected from division via google sheets
BPL data	Data provided from DBA
Arrear Break up	Govt. Arrear , Central Govt. Arrear as on January based on e-abacus ; LSGD data based on DCB
Total Arrears and Total Connections	Data from DCB
Top Defaulters	Arrear data from E-abacus as on July