



കേരള ജല അതോറിറ്റി

MUVATTUPUZHA	AUGUST	Report Generated at 07/10/2024 14:51:18	Rank -12
---------------------	---------------	---	-----------------

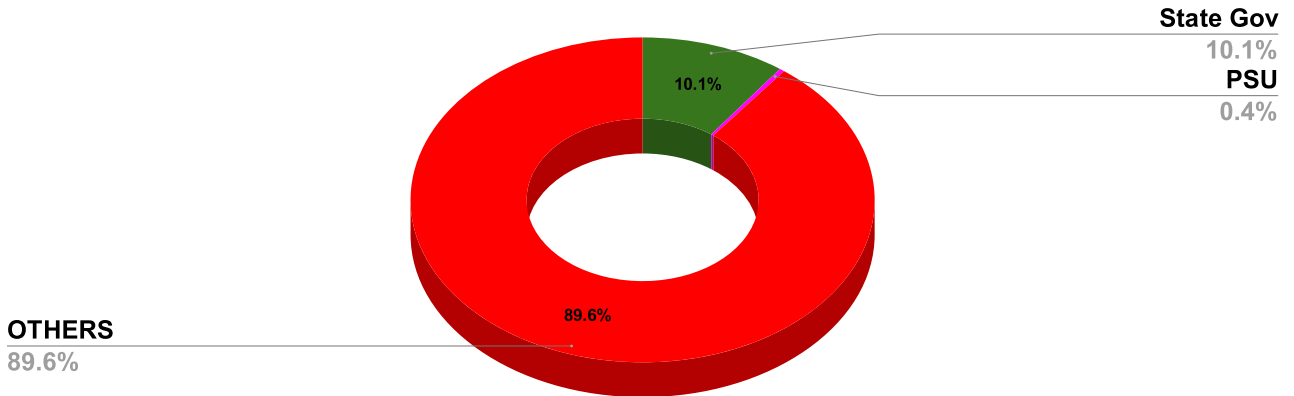
Name of Executive Engineer	Sri. Prasad K P
-----------------------------------	-----------------

Name of Revenue officer	Smt.Bindhu Menon
--------------------------------	------------------

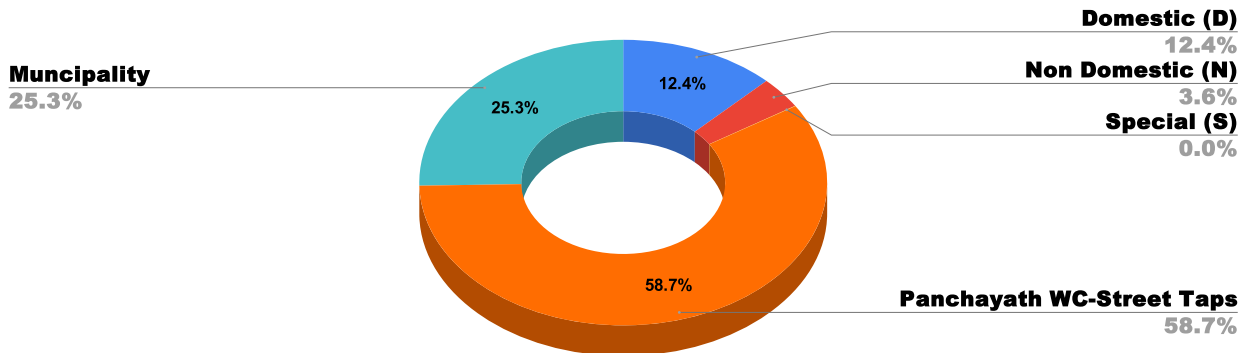
CONNECTIONS AS ON AS ON AUGUST :	1,18,491	ARREARS IN CRORE AS ON AUGUST :	7.67
---	-----------------	--	-------------

ARREARS				
STATE GOVERNMENT	CENTRAL GOVERNMENT	PSU	OTHERS	LSGD
77,29,317	0	2,69,777	6,86,64,142	40,21,17,756

ARREAR BREAK UP INCLUDING LSGD



ARREARS INCLUDING LSGD



DOMESTIC	NON DOMESTIC	INDUSTRIAL	SPECIAL	BULK SUPPLY	Panchayath WC-Street Taps	Municipality WC -Street Taps	Corporation WC - Street Taps
5,93,00,372	1,71,27,087	65,937	1,69,840	0	28,07,76,141	12,13,41,615	0

ARREARS WITH OUT LSGD

Special (S)

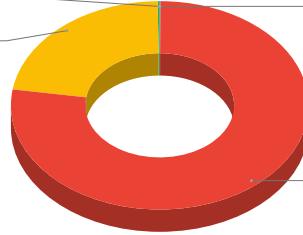
0.2%

Non Domestic (N)

22.3%

Industrial (I)

0.1%



Domestic (D)

77.4%

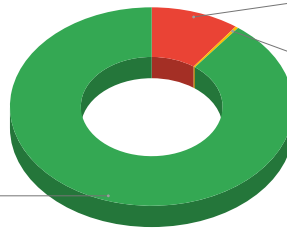
ARREAR BREAK UP WITH OUT LSGD

State Gov

10.1%

PSU

0.4%



Domestic, Nondomestic and others

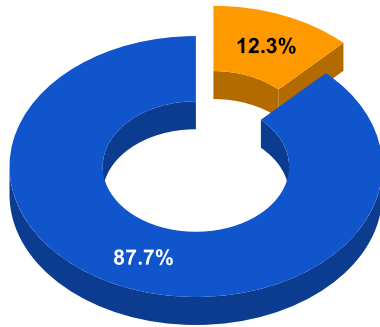
89.6%

TOP DEFAULTERS OF MUVATTUPUZHA FOR THE MONTH OF AUGUST

SL NO	NAME	ARREAR
1	THAHASILDHAR, XVII, THALUK OFFICE (CIVIL STATION), KOTHAMANGALAM P O ,0485-2822298	13,62,254
2	THE SECRATERY, MUNICIPALITY, KOTHAMANGALAM, SHOPPING COMPLEX (OPPOSIT CHERIYAPALLY)	6,94,973
3	THE SECRETARY, PIRAVOM MUNICIPALITY, PIRAVOM, MARKET SHOPPING COMPLEX	6,12,480
4	THE EXECUTIVE OFFICER, MANJALLOOR PANCHAYATHU, PRIMARY HEALTH CENTRE, MANJALLOOR - 048522260231	5,65,261
5	N A NAJEEB, PUNNOKKOTTIYIL H, KOTHAMANGALAM, .	4,06,957
6	MEDICAL OFFICER, T H Q HOSPITAL, MVPA/769 --GOVT. HOSPITAL, supthghmuvattupuzha@gmail.com	3,98,049
7	THE SECRETARY, GRAMA PANCHAYATHU, MANJALLOOR (COMFORT STATION), VAZHAKKULAM 04852260231	3,38,972
8	THE BLOCK DEVELOPMENT OFFICE, KOTHAMANGALAM 349/IV, KOTTAPPADY PANCHAYATH, .	2,35,348
9	CHERIYAN K V (AB), KOTTAM KOTTIL6238311141, KADALI KADU, RR NO. 2024/19129/07 dt 2.9.24	1,71,684
10	EXISE CIRCLE INSPECTOR, EXISE OFFICE, MUVATTUPUZHA 2836717, MPA/739,ecomvpa.exe@kerala.gov.in	1,55,954

BPL DATA

BPL CONNECTIONS AS % OF TOTAL LIVE CONNECTIONS



● BPL CONNECTIONS ● TOTAL LIVE CONNECTIONS

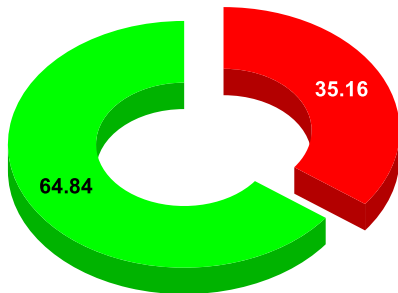
TOTAL NO OF BPL CONNECTIONS

AS ON JULY 2023 14,423

COMPREHENSIVE INDEX

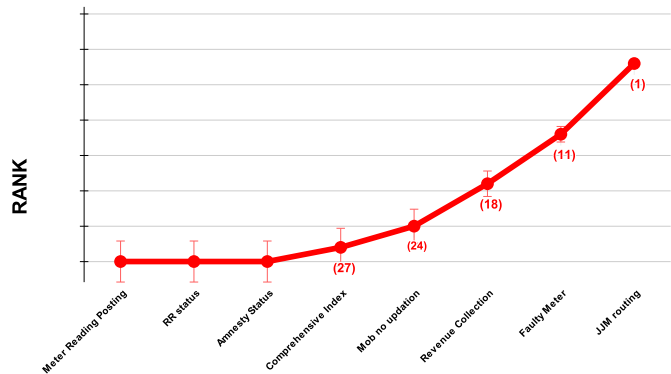
Marks	Total marks	Rank
77.77	100	12

MARKS OBTAINED



● Percent Score to be Achieved ● Percent Score Achieved

DIVISION RANK IN VARIOUS PARAMETERS



Marks	Total marks	Rank
77.77	100	12

COMPREHENSIVE INDEX

REVENUE COLLECTION ACHIEVEMENT

METER READING POSTING

FAULTY METER REPLACEMENT

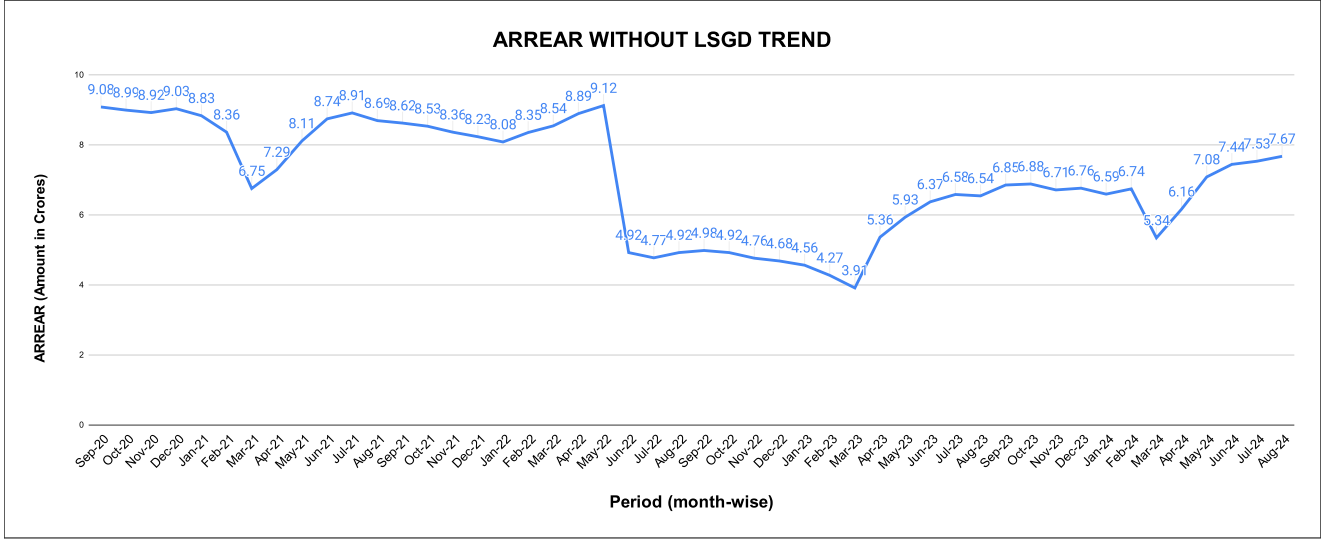
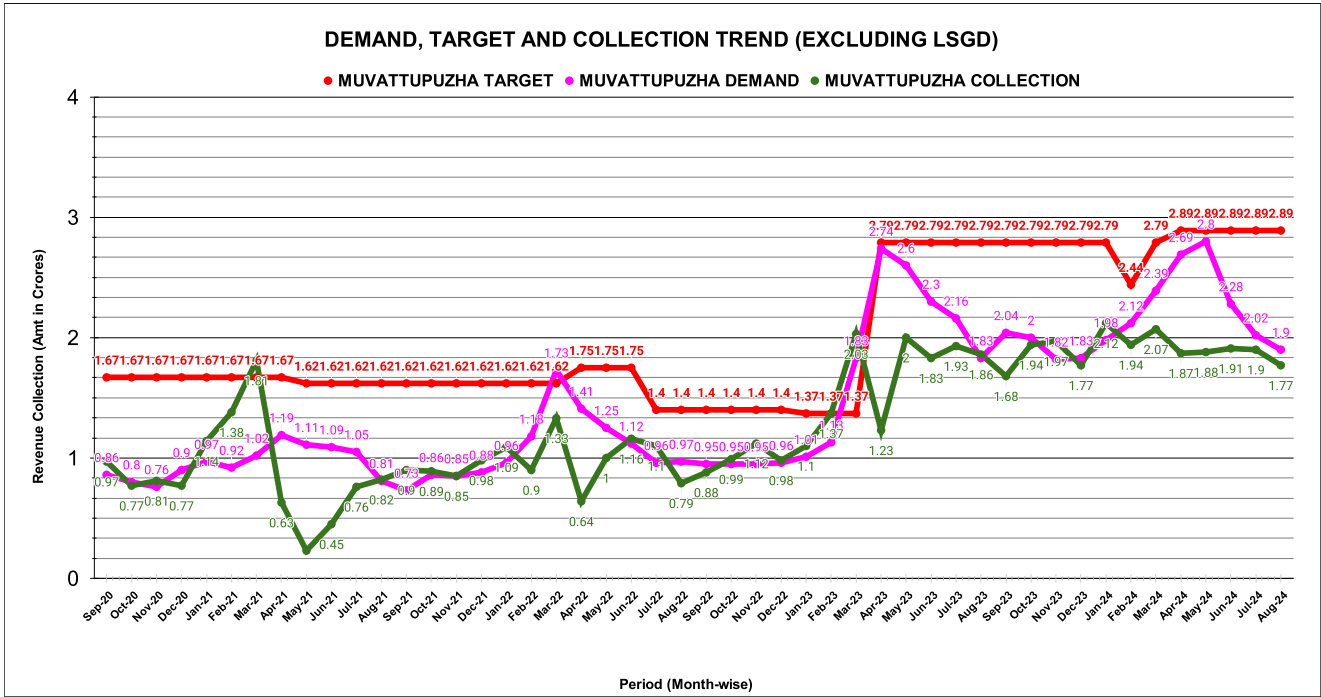
MOBILE NO UPDATION

REVENUE RECOVERY STATUS

JAL JEEVAN MISSION ROUTING

AMNESTY

Marks	Total marks	Rank
77.77	100	12
19.14	25	6
15.99	16	12
14.06	20	14
9.97	10	20
2.41	8	12
9.96	10	23
6.24	11	22

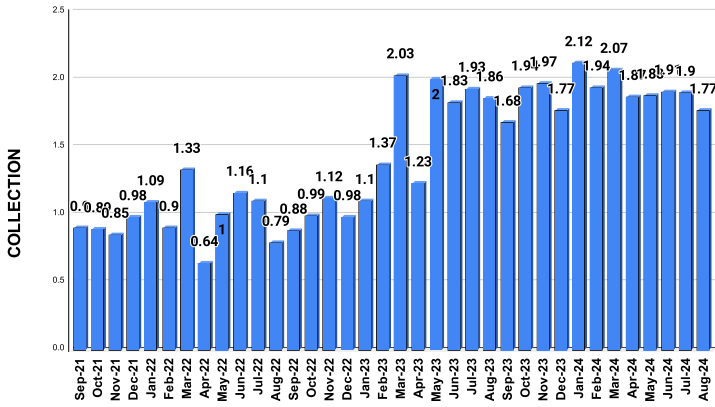


COLLECTION IN LAKHS

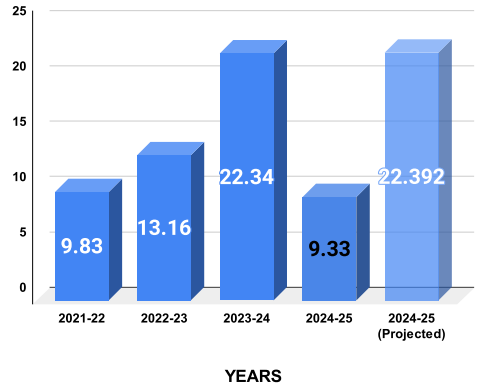
YEAR	April	May	June	July	August	September	October	November	December	January	February	March
2020-21	6.05	61.92	91.27	81.26	78.56	96.59	76.69	81.50	77.38	114.28	137.72	180.68
2021-22	62.83	23.13	45.35	75.89	82.12	90.23	88.99	85.47	98.07	108.96	90.47	133.06
2022-23	64.28	100.14	115.60	110.34	79.32	88.11	98.94	112.29	98.44	110.09	137.43	202.95
2023-24	122.82	200.18	182.82	193.21	186.17	167.85	194.29	196.93	176.79	211.58	194.06	207.36
2024-25	187.12	188.06	190.74	190.50	176.55							

YEAR	2020-21	2021-22	2022-23	2023-24	2024-25	2024-25 (Proj)
COLLECTION IN LAKHS	1,083.90	984.57	1,317.94	2,234.05	932.97	2,239.14

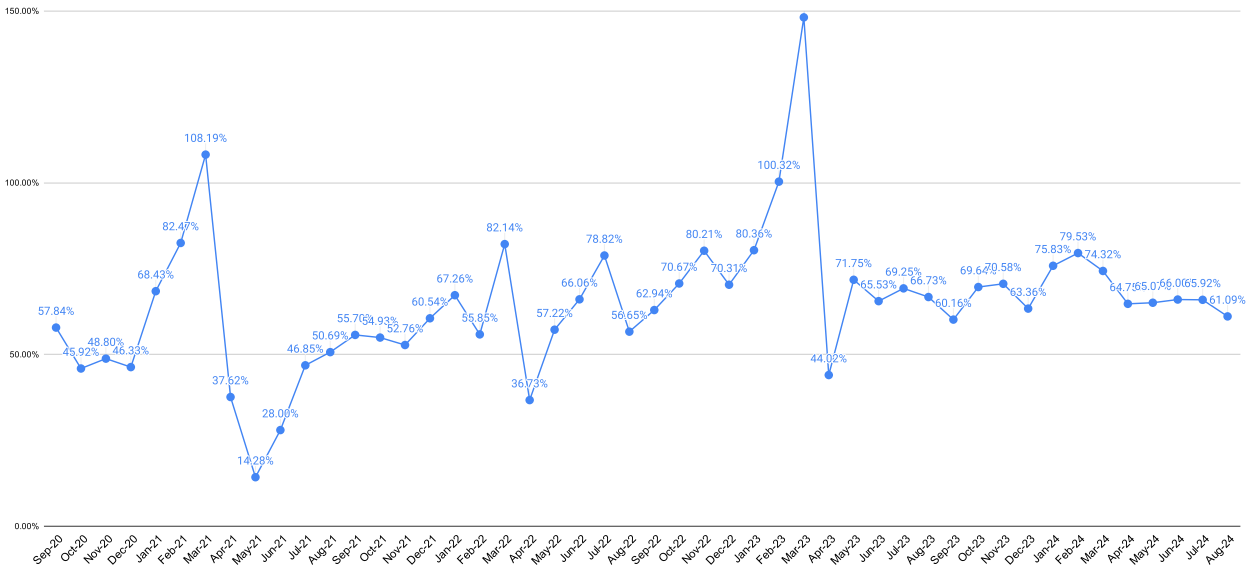
REVENUE COLLECTION TREND



REVENUE COLLECTION FOR LAST 3 YEARS IN CRORES

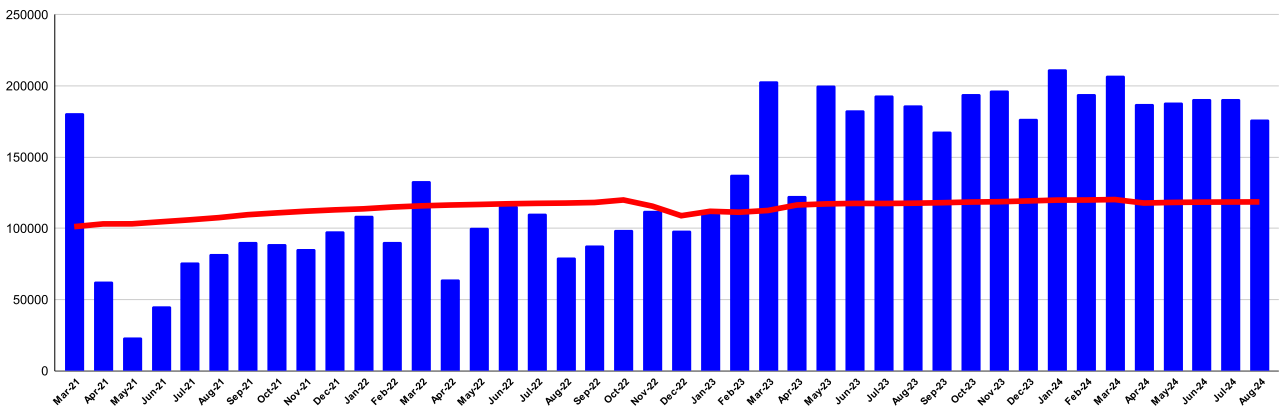


REVENUE COLLECTION ACHIEVEMENT IN PERCENTAGE



COLLECTIONS VS CONNECTIONS TREND FOR THE LAST 42 MONTHS

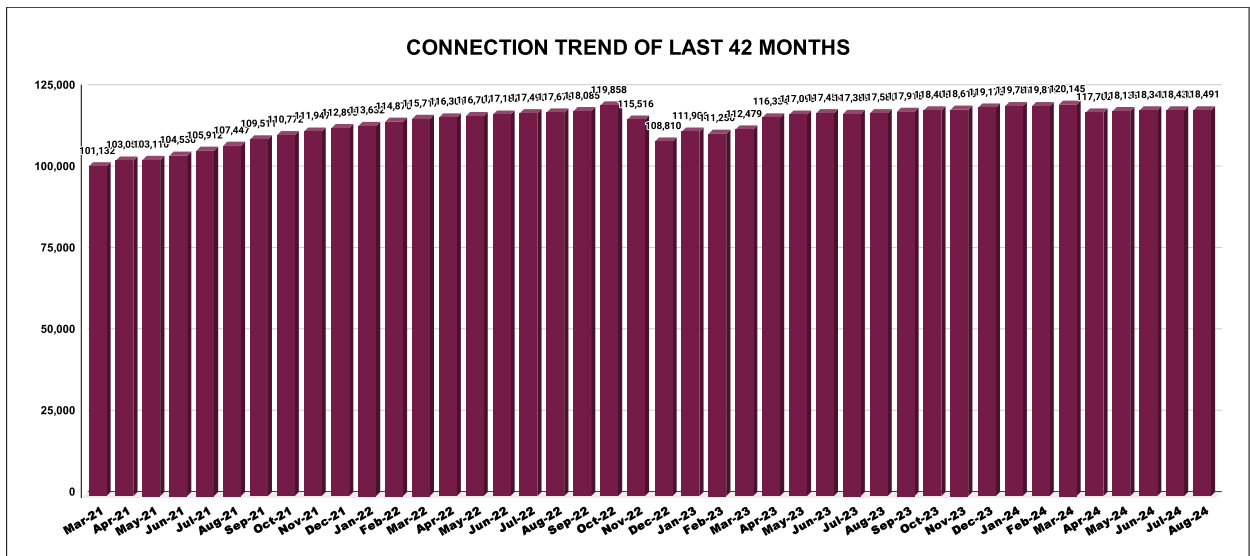
■ COLLECTION - CONNECTION



CONNECTION OF LAST 53 MONTHS

YEAR	April	May	June	July	August	September	October	November	December	January	February	March
2020-21	82,755	82,987	83,182	83,293	83,414	83,572	83,810	93,386	93,386	95,662	97,639	1,01,132
2021-22	1,03,057	1,03,110	1,04,530	1,05,912	1,07,447	1,09,511	1,10,772	1,11,947	1,12,895	1,13,632	1,14,870	1,15,717
2022-23	1,16,301	1,16,707	1,17,182	1,17,490	1,17,678	1,18,085	1,19,858	1,15,516	1,08,810	1,11,906	1,11,250	1,12,479
2023-24	1,16,334	1,17,098	1,17,454	1,17,389	1,17,580	1,17,918	1,18,408	1,18,619	1,19,173	1,19,781	1,19,818	1,20,145
2024-25	1,17,702	1,18,139	1,18,340	1,18,430	1,18,491							

CONNECTION TREND OF LAST 42 MONTHS

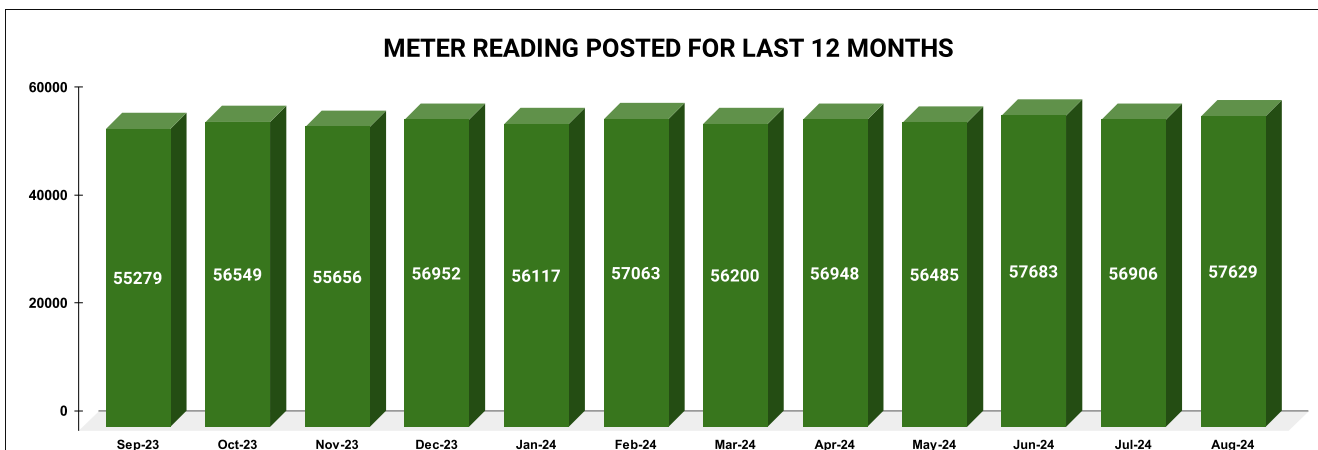

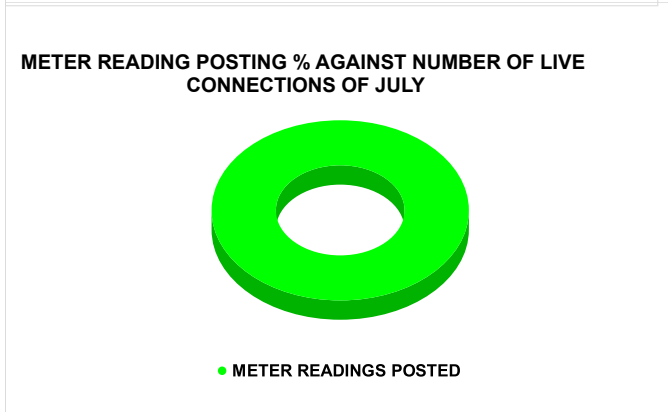

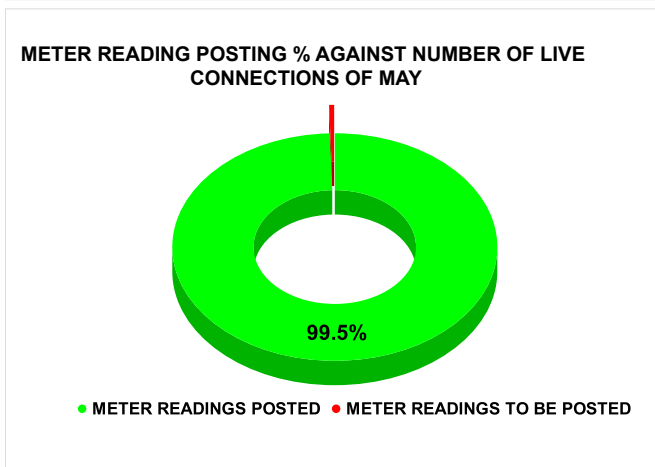

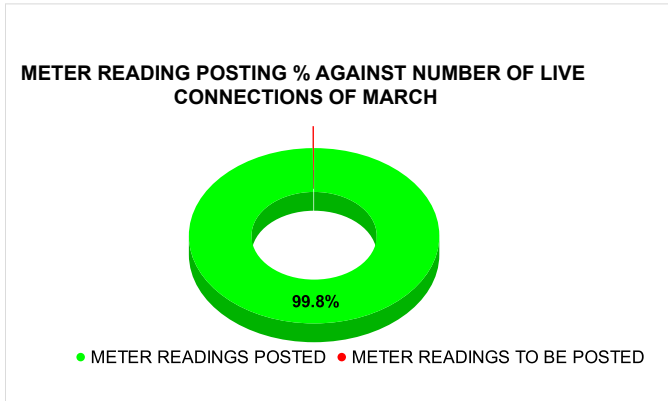


METER READING POSTING

Marks	Total marks	Rank
15.99	16	12

Total No. of Live connection on March	Total No. of readings posted on March	Total Readings of March against 50% Total Live Connections of March 24
112,600	56,200	99.82%
Total No. of Live connection on May	Total No. of readings posted on May	Total Readings of May against 50% Total Live Connections of May 24
113,537	56,485	99.50%
Total No. of Live connection on July	Total No. of readings posted on July	Total Readings of July against 50% Total Live Connections of July 24
113,771	56,906	100.04%

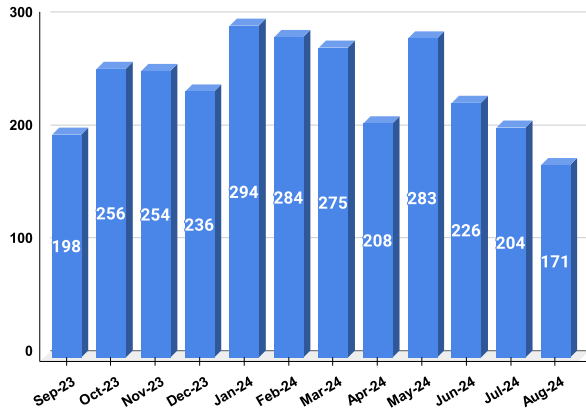
Total No. of Live connection on April	Total No. of readings posted on April	Total Readings of April against 50% Total Live Connections of April 24
113,065	56,948	100.73%
Total No. of Live connection on June	Total No. of readings posted on June	Total Readings of June against 50% Total Live Connections of June 24
113,894	57,683	101.29%
Total No. of Live connection on August	Total No. of readings posted on August	Total Readings of August against 50% Total Live Connections of August 24
113,712	57,629	101.36%



FAULTY METER

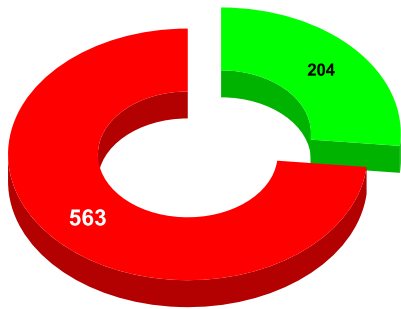
Marks	Total marks	Rank
14.06	20	14

FAULTY METER REPLACEMENT OF LAST 12 MONTHS



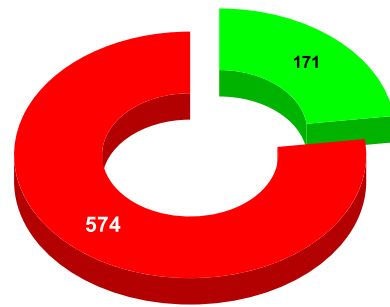
MONTH	Total No.of Faulty meters	Number of Faulty meter replaced	Number of Faulty meter pending
MARCH	672	275	397
APRIL	781	208	573
MAY	778	283	495
JUNE	784	226	558
JULY	767	204	563
AUGUST	745	171	574

FAULTY METER REPLACED VS FAULTY METER TO BE REPLACED ON JULY



- NO OF FAULTY METERS REPLACED
- FAULTY METERS TO BE REPLACED

FAULTY METER REPLACED VS FAULTY METER TO BE REPLACED ON AUGUST



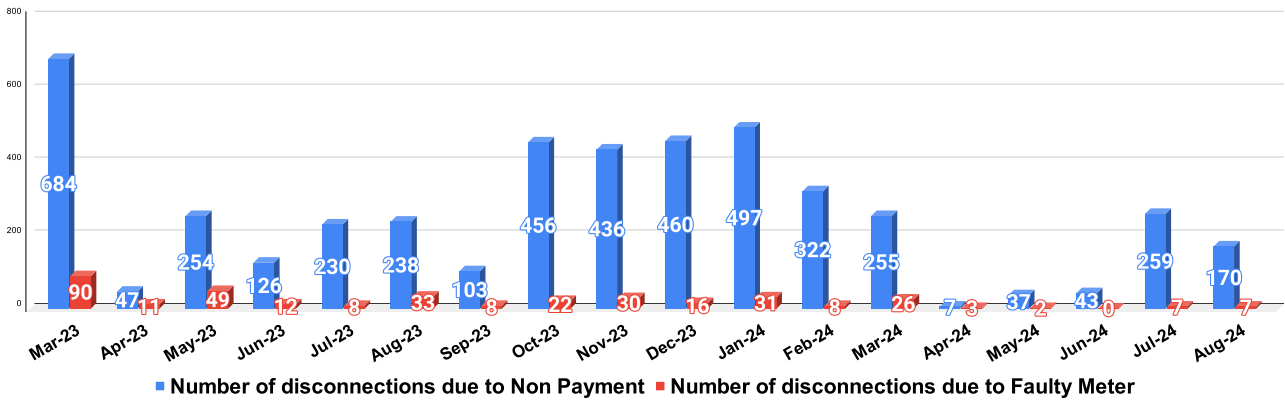
- NO OF FAULTY METERS REPLACED
- FAULTY METERS TO BE REPLACED

DISCONNECTION STATUS

Marks	Total marks	Rank
-	-	-

DISCONNECTI ONS	APRIL	MAY	JUNE	JULY	AUGUST	SEPTEMBER	OCTOBER	NOVEMBER	DECEMBER	JANUARY	FEBRUARY	MARCH
DUE TO NON PAYMENT ()	47	254	126	230	238	103	456	436	460	497	322	255
DUE TO FAULTY METER ()	11	49	12	8	33	8	22	30	16	31	8	26
DUE TO NON PAYMENT ()	7	37	43	259	170							
DUE TO FAULTY METER ()	3	2	0	7	7							

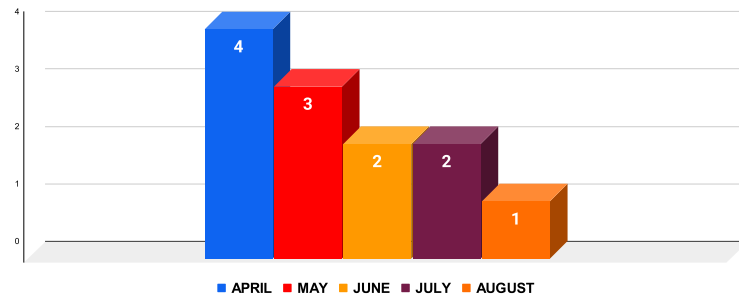
NUMBER OF DISCONNECTIONS DUE TO NON PAYMENT VS DUE TO FAULTY METERS



MOBILE NUMBER UPDATION

Marks	Total marks	Rank
9.97	10	20

MOBILE NUMBER UPDATION PENDING

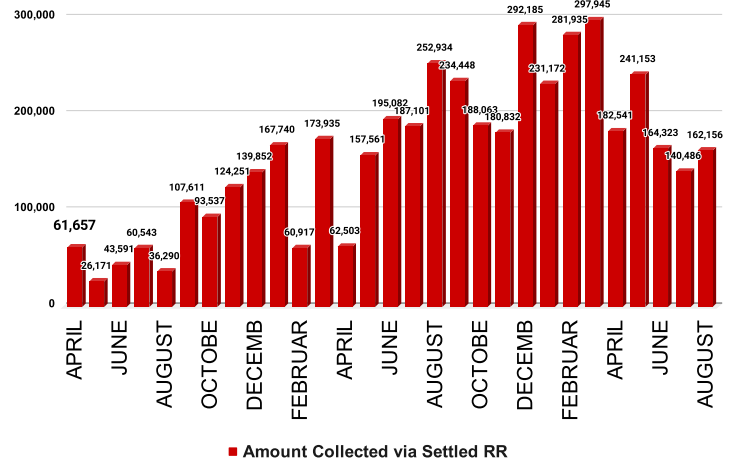


Mobile Number updation pending				
APRIL	MAY	JUNE	JULY	AUGUST
4	3	2	2	1

REVENUE RECOVERY STATUS

Marks	Total marks	Rank
2.41	8	12

AMOUNT COLLECTED VIA SETTLED RR OF PREVIOUS MONTHS

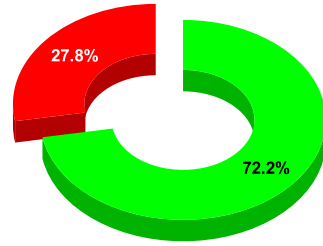


MONTH	No of RR Notices Issued	No of RR Proceed	No Of RR Settled	Amount Collected via Settled RR
MARCH	208	159	79	297,945
APRIL	75	22	37	182,541
MAY	34	8	50	241,153
JUNE	20	53	35	164,323
JULY	145	174	49	140,486
AUGUST	88	193	39	162,156

JAL JEEVAN MISSION ROUTING

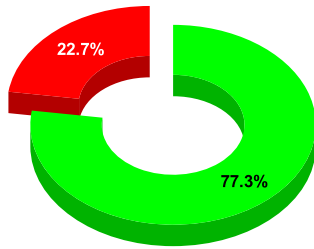
Marks	Total marks	Rank
9.96	10	23

CONNECTIONS ROUTED THROUGH E ABACUS & PENDING TO BE ROUTED AS ON JULY 2024



● No of connection routed in e-Abacus ● Balance connection to be routed

CONNECTIONS ROUTED THROUGH E ABACUS & PENDING TO BE ROUTED AS ON AUGUST 2024



● No of connection routed in e-Abacus ● Balance connection to be routed

Month	Total No of JJM Connection	No of connection routed in e-Abacus	Balance connection to be routed
MARCH			
	12,837	12,789	48
APRIL			
	170	139	31
MAY			
	248	202	46
JUNE			
	201	142	59
JULY			
	54	39	15
AUGUST			
	176	136	40

Sources of data

Revenue Collection Data	DCB based on E-abacus data collected from Divisions and consolidated by RMC
Amnesty Data	Summary of Live data submitted by Revenue Division via Google sheet shared
Meter Reading Data	Data collected from division via google sheets
Faulty Meter Replacement Data	Data collected from division via google sheets
JJM Reading Posting	Data collected from division via google sheets
Moile Number updation Status	Data collected from division via google sheets
Disconnection data	Data collected from division via google sheets
BPL data	Data provided from DBA
Arrear Break up	Govt. Arrear , Central Govt. Arrear as on January based on e-abacus ; LSGD data based on DCB
Total Arrears and Total Connections	Data from DCB
Top Defaulters	Arrear data from E-abacus as on July