



കേരള ജല അതോറിറ്റി

KADUTHURUTHY	AUGUST	Report Generated at 07/10/2024 14:50:04	Rank -10
---------------------	---------------	---	-----------------

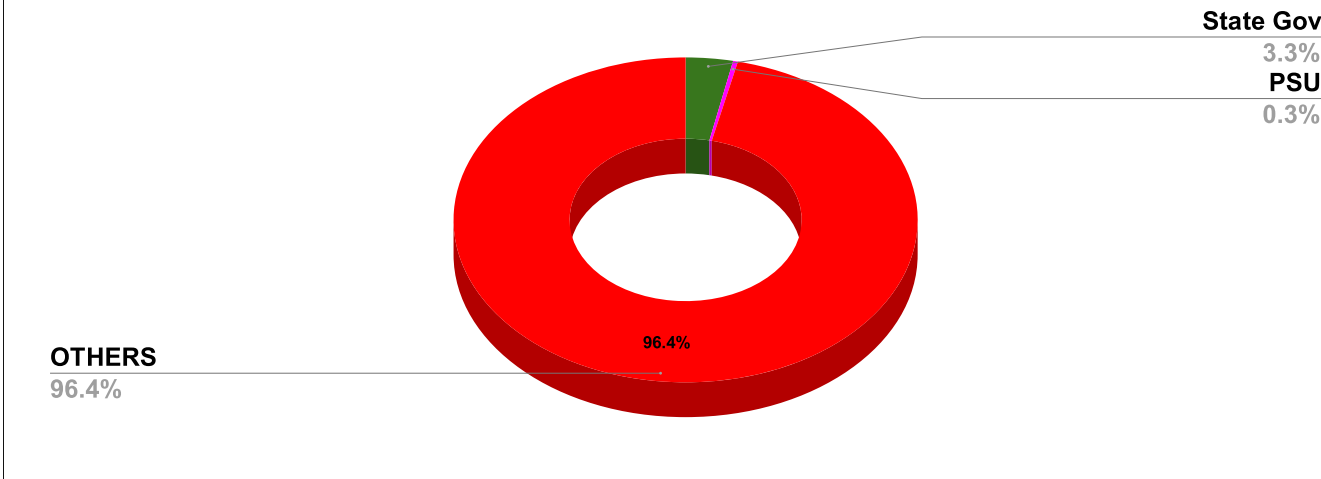
Name of Executive Engineer	Smt.Sonia.S
-----------------------------------	-------------

Name of Revenue officer	Sri. Philipose Varghese
--------------------------------	-------------------------

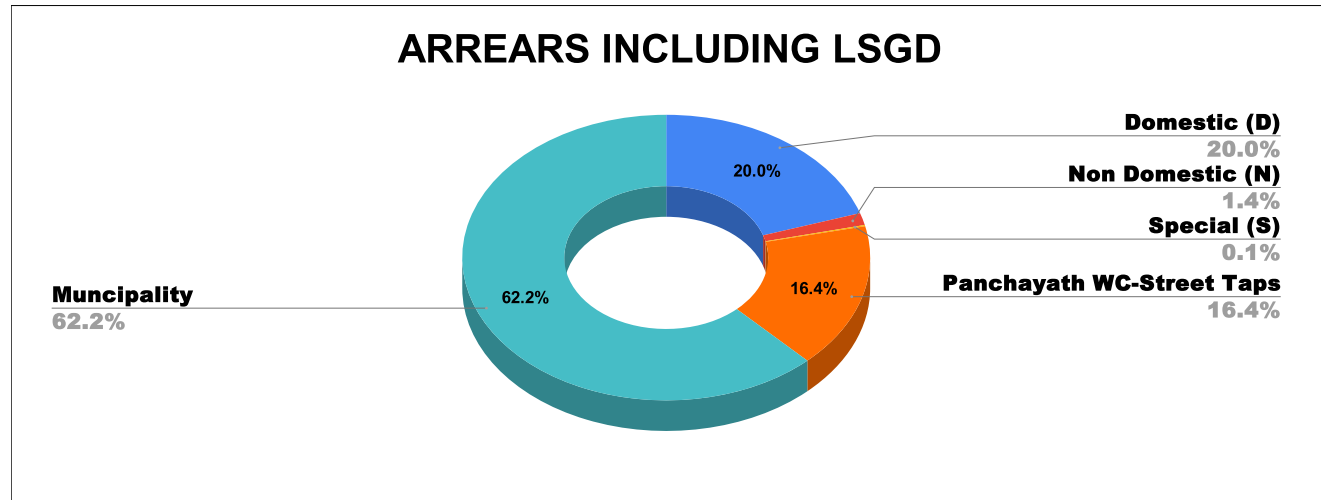
CONNECTIONS AS ON AS ON AUGUST :	85,048	ARREARS IN CRORE AS ON AUGUST :	5.20
---	---------------	--	-------------

ARREARS				
STATE GOVERNMENT	CENTRAL GOVERNMENT	PSU	OTHERS	LSGD
17,06,891	1,264	1,75,411	5,01,41,555	18,97,02,903

ARREAR BREAK UP INCLUDING LSGD



ARREARS INCLUDING LSGD



DOMESTIC	NON DOMESTIC	INDUSTRIAL	SPECIAL	BULK SUPPLY	Panchayath WC-Street Taps	Municipality WC -Street Taps	Corporation WC - Street Taps
4,82,19,147	33,12,091	1,56,451	3,37,432	0	3,95,35,683	15,01,67,220	0

ARREARS WITH OUT LSGD

Special (S)

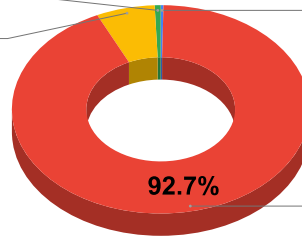
0.6%

Non Domestic (N)

6.4%

Industrial (I)

0.3%



Domestic (D)

92.7%

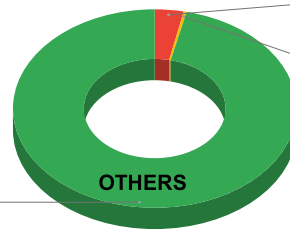
ARREAR BREAK UP WITH OUT LSGD

State Gov

3.3%

PSU

0.3%



Domestic, Nondomestic and others

96.4%

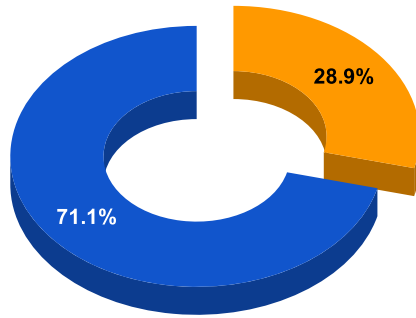
OTHERS

TOP DEFAULTERS OF KADUTHURUTHY FOR THE MONTH OF AUGUST

SL NO	NAME	ARREAR
1	MANAGING DIRECTOR, 555/15 BAHULEYAN CHARITABLE FOUNDATION, AKKARAPADOM P. O, CHEMMANAKARI HOSPITAL ROAD	2,94,273
2	THE SUPERINTENDENT, NO C1-2739/2020, GOVT. HOSPITAL, VAIKOM	2,84,723
3	THE SUB INSPECTOR O F POLICE, KIDANGOOR POLICE STATION, KIDANGOOR, .	2,05,932
4	THE HEAD MASTER, A J JOHN MEMORIAL H S, THALAYOLAPARAMBU, .	1,71,850
5	MANAGING DIRECTOR, 15/557A BHAHULAYAN CHARITABLE FOUNDATION, AKKARAPADOM P. O (NURSING COLLEGE), CHEMMANAKARI	1,47,283
6	MANAGING DIRECTOR, 556/15,KALATHIL RESORTS, AKKARAPADOM P.O, CHEMMANAKARI HOSPITAL ROAD	1,26,508
7	Secretary mulakulam gramapanchayath, 519/A, MULAKULAM, PERUVA	88,286
8	ASST ENGINEER, K.S.E.B VALLAKKAM, PADINJAREKKARA P.O, UDAYANAPURAM	79,408
9	ABRAHAM KURIAN, PERIYAPURATHU, AYAMKUDY P O, THAMES VALLEY DRINKING PACKAGE	74,415
10	THE SECRETARY NJEEZHUR G.PANCHAYATH, III/364C, PALLYKUNNU KUDIVELLA PADHATHI, NJEEZHOOR	65,380

BPL DATA

BPL CONNECTIONS AS % OF TOTAL LIVE CONNECTIONS



● BPL CONNECTIONS ● TOTAL LIVE CONNECTIONS

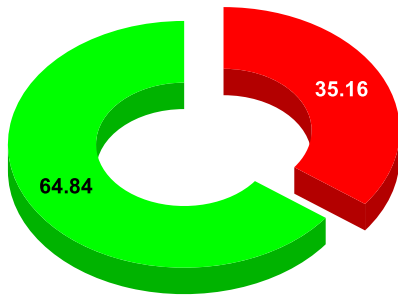
TOTAL NO OF BPL CONNECTIONS

AS ON JULY 2023 24,637

COMPREHENSIVE INDEX

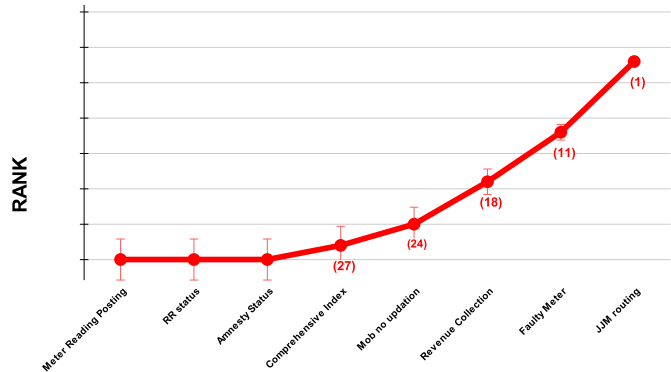
Marks	Total marks	Rank
78.40	100	10

MARKS OBTAINED



● Percent Score to be Achieved ● Percent Score Achieved

DIVISION RANK IN VARIOUS PARAMETERS



Marks	Total marks	Rank
78.40	100	10

COMPREHENSIVE INDEX

REVENUE COLLECTION ACHIEVEMENT

METER READING POSTING

FAULTY METER REPLACEMENT

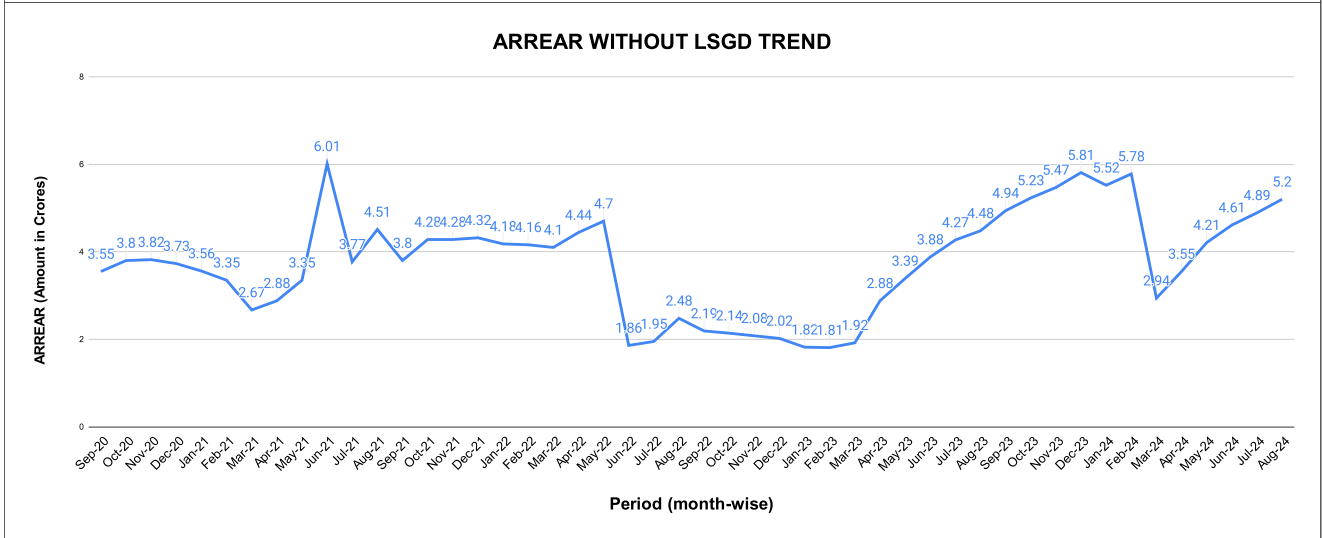
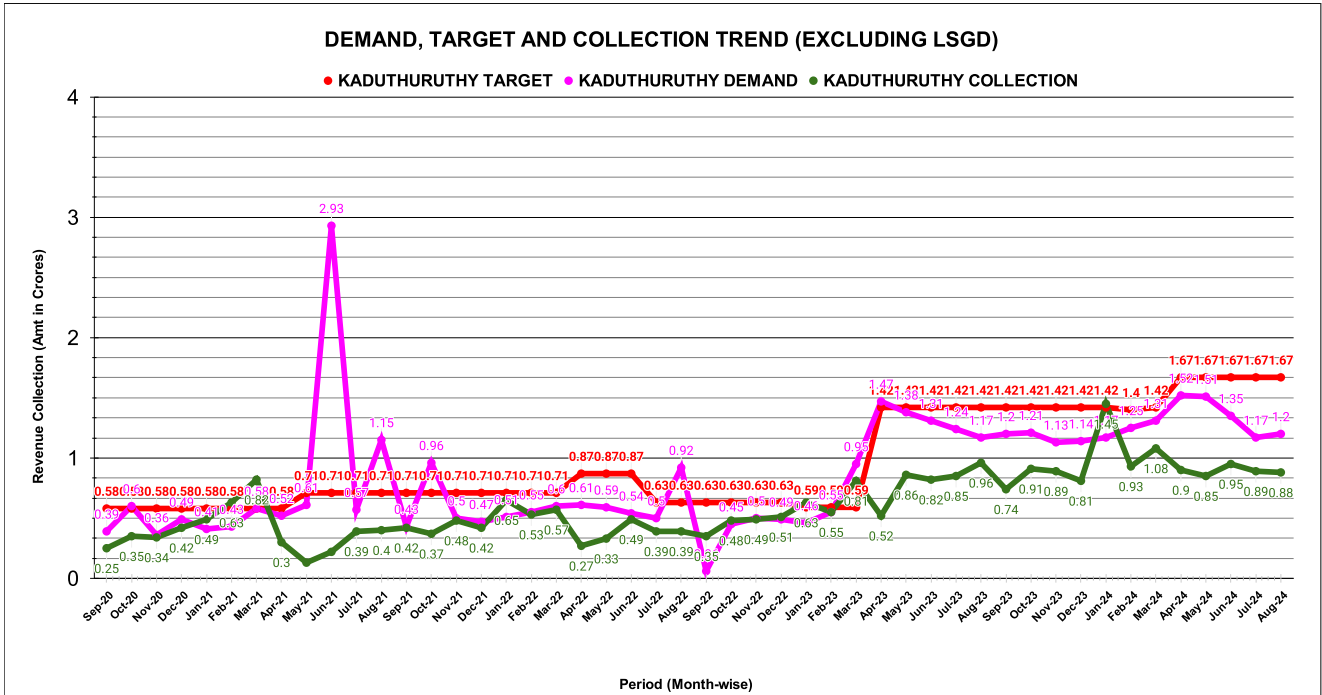
MOBILE NO UPDATION

REVENUE RECOVERY STATUS

JAL JEEVAN MISSION ROUTING

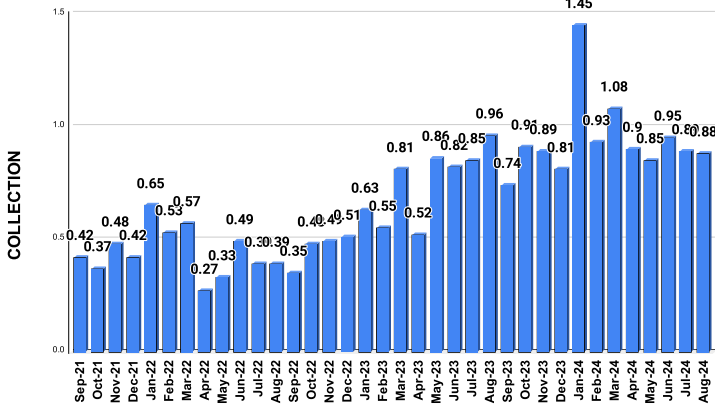
AMNESTY

Marks	Total marks	Rank
78.40	100	10
16.17	25	14
15.43	16	22
20.00	20	5
10.00	10	12
0.21	8	26
10.00	10	11
6.59	11	19

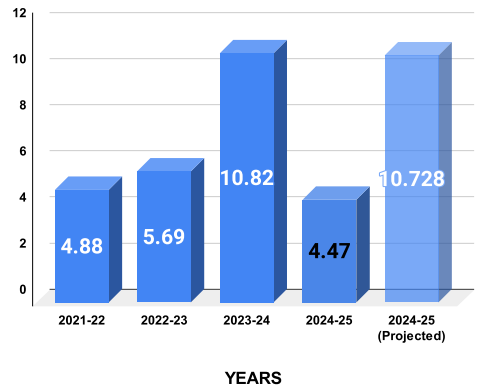


COLLECTION IN LAKHS												
YEAR	April	May	June	July	August	September	October	November	December	January	February	March
2020-21	1.84	17.72	30.49	30.14	15.73	24.73	35.02	34.40	42.29	48.75	63.31	81.55
2021-22	29.71	12.61	21.81	38.65	40.10	41.68	36.84	47.80	41.96	64.81	53.06	57.27
2022-23	26.76	32.92	48.87	39.18	39.05	34.84	48.41	48.92	50.54	62.85	55.15	81.05
2023-24	52.08	86.15	81.72	84.60	95.51	74.33	90.90	89.33	80.68	145.23	93.49	108.11
2024-25	90.18	85.48	94.82	89.00	87.54							
YEAR	2020-21	2021-22	2022-23	2023-24	2024-25	2024-25 (Proj)						
COLLECTION IN LAKHS	425.98	486.31	568.53	1,082.14	447.03	1,072.88						

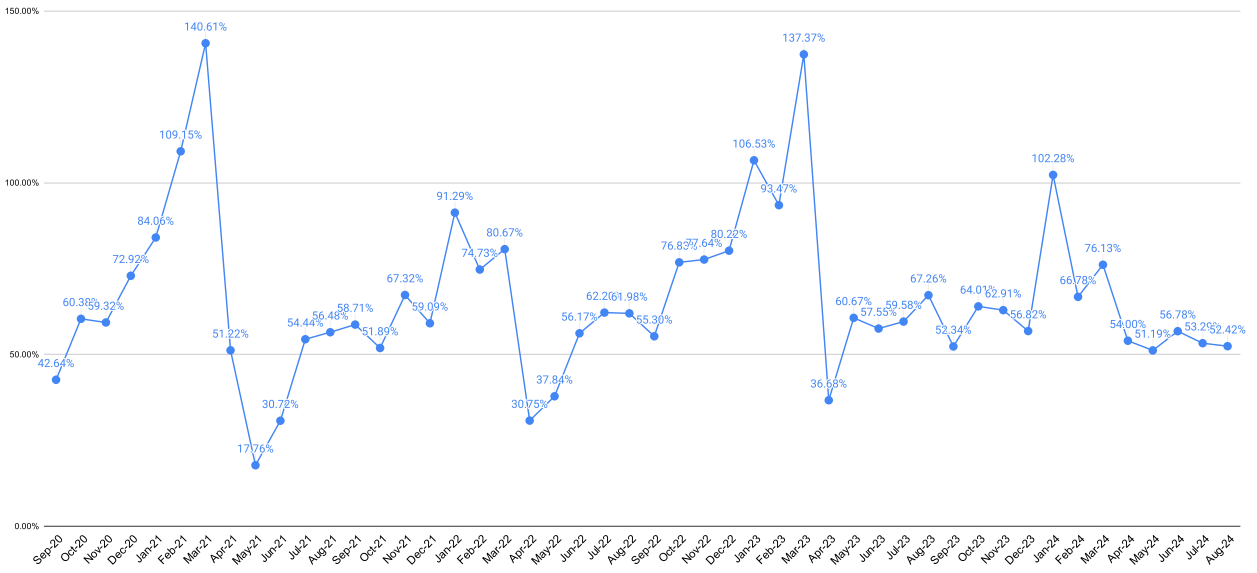
REVENUE COLLECTION TREND



REVENUE COLLECTION FOR LAST 3 YEARS IN CRORES

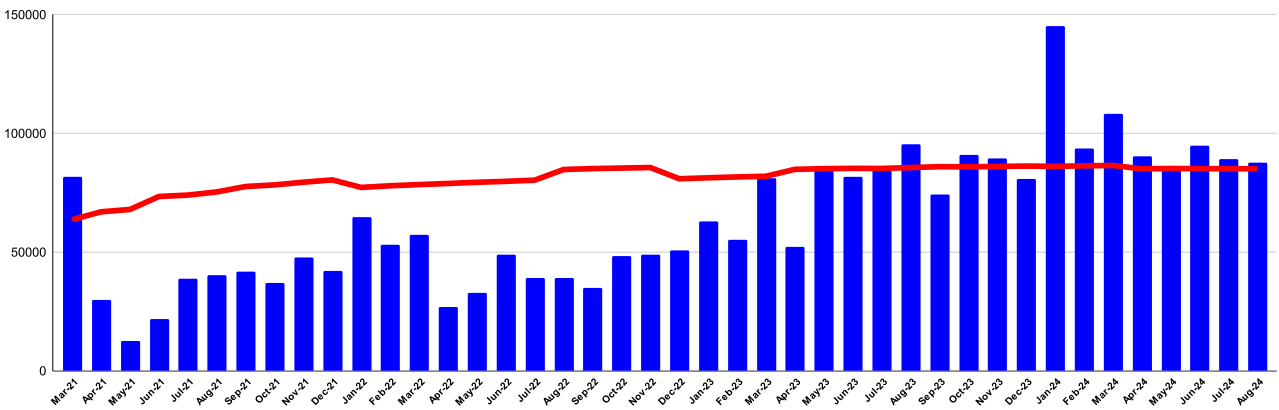


REVENUE COLLECTION ACHIEVEMENT IN PERCENTAGE



COLLECTIONS VS CONNECTIONS TREND FOR THE LAST 42 MONTHS

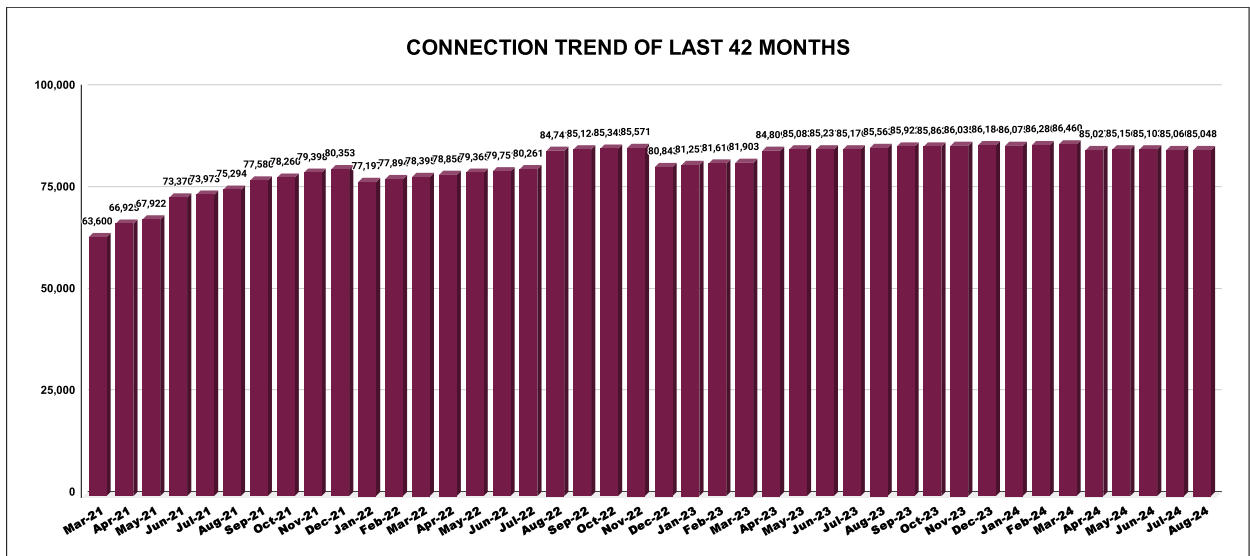
■ COLLECTION - CONNECTION



CONNECTION OF LAST 53 MONTHS

YEAR	April	May	June	July	August	September	October	November	December	January	February	March
2020-21	51,350	51,446	51,756	52,100	52,363	52,774	52,952	54,110	56,328	58,619	62,069	63,600
2021-22	66,925	67,922	73,370	73,973	75,294	77,580	78,260	79,398	80,353	77,197	77,894	78,395
2022-23	78,856	79,365	79,751	80,261	84,741	85,124	85,345	85,571	80,843	81,257	81,616	81,903
2023-24	84,809	85,083	85,231	85,176	85,563	85,922	85,862	86,035	86,184	86,075	86,280	86,460
2024-25	85,027	85,156	85,103	85,060	85,048							

CONNECTION TREND OF LAST 42 MONTHS



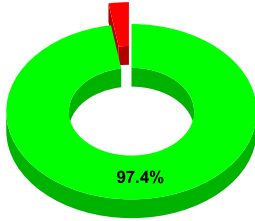
METER READING POSTING

Marks	Total marks	Rank
15.43	16	22

Total No. of Live connection on March	Total No. of readings posted on March	Total Readings of March against 50% Total Live Connections of March 24
81,197	39,537	97.39%
Total No. of Live connection on May	Total No. of readings posted on May	Total Readings of May against 50% Total Live Connections of May 24
82,475	39,917	96.80%
Total No. of Live connection on July	Total No. of readings posted on July	Total Readings of July against 50% Total Live Connections of July 24
82,492	39,719	96.30%

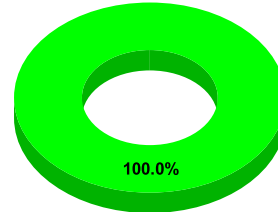
Total No. of Live connection on April	Total No. of readings posted on April	Total Readings of April against 50% Total Live Connections of April 24
82,400	43,061	104.52%
Total No. of Live connection on June	Total No. of readings posted on June	Total Readings of June against 50% Total Live Connections of June 24
82,533	43,349	105.05%
Total No. of Live connection on August	Total No. of readings posted on August	Total Readings of August against 50% Total Live Connections of August 24
82,242	43,251	105.18%

METER READING POSTING % AGAINST NUMBER OF LIVE CONNECTIONS OF MARCH



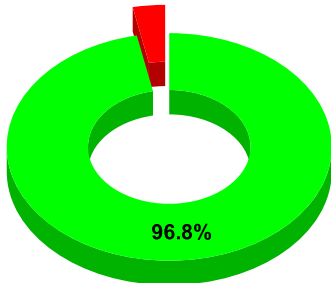
● METER READINGS POSTED ● METER READINGS TO BE POSTED

METER READING POSTING % AGAINST NUMBER OF LIVE CONNECTIONS OF APRIL




● METER READINGS POSTED

METER READING POSTING % AGAINST NUMBER OF LIVE CONNECTIONS OF MAY



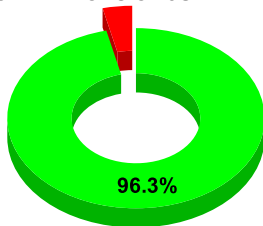
● METER READINGS POSTED ● METER READINGS TO BE POSTED

METER READING POSTING % AGAINST NUMBER OF LIVE CONNECTIONS OF JUNE




● METER READINGS POSTED

METER READING POSTING % AGAINST NUMBER OF LIVE CONNECTIONS OF JULY

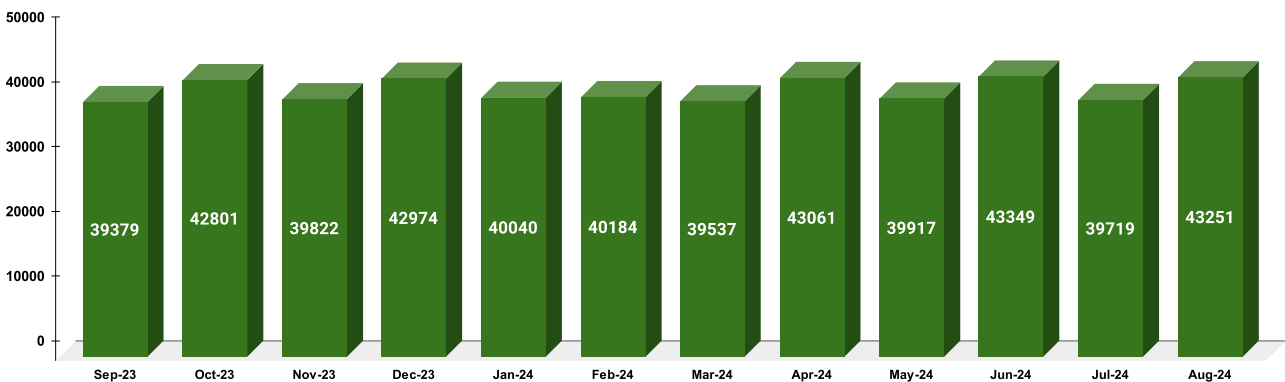


● METER READINGS POSTED ● METER READINGS TO BE POSTED

METER READING POSTING % AGAINST NUMBER OF LIVE CONNECTIONS OF AUGUST



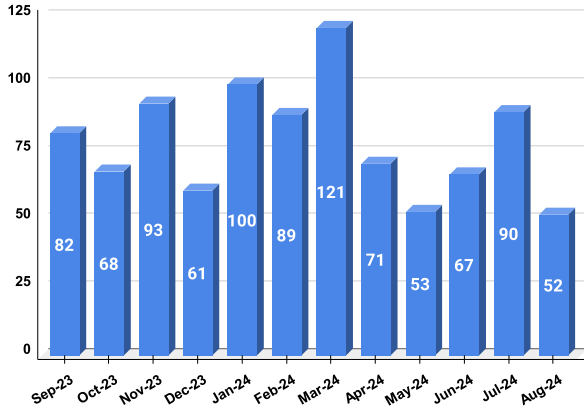
METER READING POSTED FOR LAST 12 MONTHS



FAULTY METER

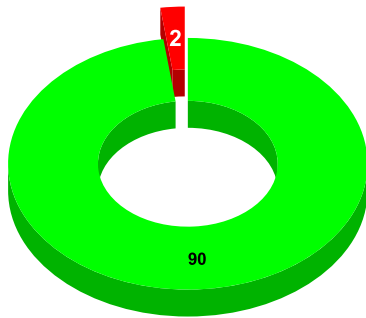
Marks	Total marks	Rank
20.00	20	5

FAULTY METER REPLACEMENT OF LAST 12 MONTHS




MONTH	Total No.of Faulty meters	Number of Faulty meter replaced	Number of Faulty meter pending
MARCH	82	121	-39
APRIL	108	71	37
MAY	128	53	75
JUNE	120	67	53
JULY	92	90	2
AUGUST	107	52	55

FAULTY METER REPLACED VS FAULTY METER TO BE REPLACED ON JULY



- NO OF FAULTY METERS REPLACED
- FAULTY METERS TO BE REPLACED

FAULTY METER REPLACED VS FAULTY METER TO BE REPLACED ON AUGUST



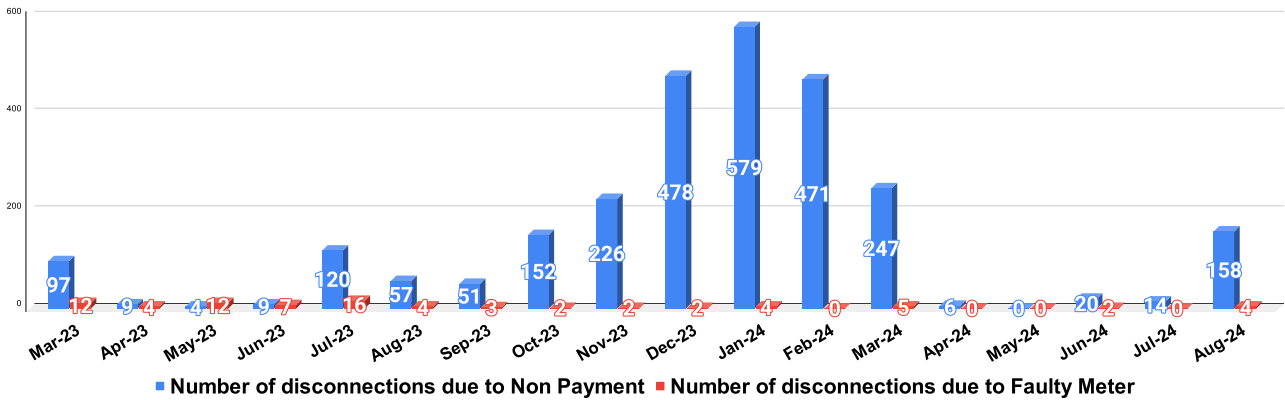
- NO OF FAULTY METERS REPLACED
- FAULTY METERS TO BE REPLACED

DISCONNECTION STATUS

Marks	Total marks	Rank
-	-	-

DISCONNECTI ONS	APRIL	MAY	JUNE	JULY	AUGUST	SEPTEMBER	OCTOBER	NOVEMBER	DECEMBER	JANUARY	FEBRUARY	MARCH
DUE TO NON PAYMENT ()	9	4	9	120	57	51	152	226	478	579	471	247
DUE TO FAULTY METER ()	4	12	7	16	4	3	2	2	2	4	0	5
DUE TO NON PAYMENT ()	6	0	20	14	158							
DUE TO FAULTY METER ()	0	0	2	0	4							

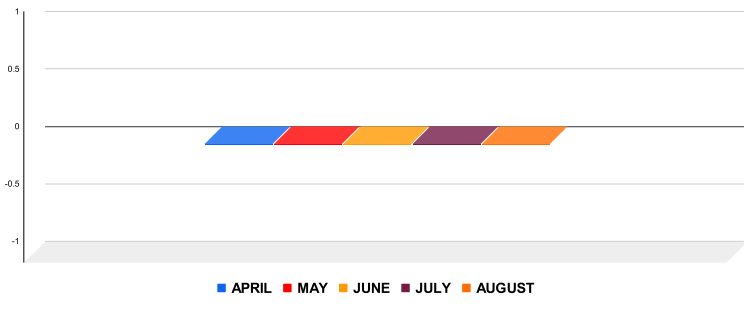
NUMBER OF DISCONNECTIONS DUE TO NON PAYMENT VS DUE TO FAULTY METERS



MOBILE NUMBER UPDATION

Marks	Total marks	Rank
10.00	10	12

MOBILE NUMBER UPDATION PENDING

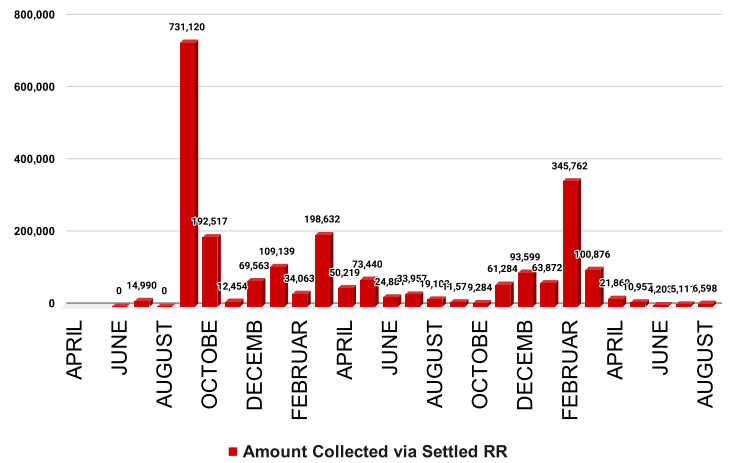


Mobile Number updation pending				
APRIL	MAY	JUNE	JULY	AUGUST
0	0	0	0	0

REVENUE RECOVERY STATUS

Marks	Total marks	Rank
0.21	8	26

AMOUNT COLLECTED VIA SETTLED RR OF PREVIOUS MONTHS




MONTH	No of RR Notices Issued	No of RR Proceed	No Of RR Settled	Amount Collected via Settled RR
MARCH	76	5	34	100,876
APRIL	45	0	4	21,869
MAY	399	0	2	10,957
JUNE	420	7	2	4,203
JULY	142	19	2	5,111
AUGUST	64	32	2	6,598

JAL JEEVAN MISSION ROUTING


Marks	Total marks	Rank
10.00	10	11

CONNECTIONS ROUTED THROUGH E ABACUS & PENDING TO BE ROUTED AS ON JULY 2024



Month	Total No of JJM Connection	No of connection routed in e-Abacus	Balance connection to be routed
MARCH			
	149	149	0
APRIL			
	101	101	0
MAY			
	178	178	0
JUNE			
	97	97	0
JULY			
	33	33	0
AUGUST			
	13	13	0

CONNECTIONS ROUTED THROUGH E ABACUS & PENDING TO BE ROUTED AS ON AUGUST 2024



Sources of data	
Revenue Collection Data	DCB based on E-abacus data collected from Divisions and consolidated by RMC
Amnesty Data	Summary of Live data submitted by Revenue Division via Google sheet shared
Meter Reading Data	Data collected from division via google sheets
Faulty Meter Replacement Data	Data collected from division via google sheets
JJM Reading Posting	Data collected from division via google sheets
Moile Number updation Status	Data collected from division via google sheets
Disconnection data	Data collected from division via google sheets
BPL data	Data provided from DBA
Arrear Break up	Govt. Arrear , Central Govt. Arrear as on January based on e-abacus ; LSGD data based on DCB
Total Arrears and Total Connections	Data from DCB
Top Defaulters	Arrear data from E-abacus as on July