



കേരള ജല അതോറിറ്റി

PATHANAMTHITTA

JULY

Report Generated at 04/09/2024 14:45:44

Rank -20

Name of Executive Engineer

Sri. Abraham Varghese

Name of Revenue officer

Sri.Padma Kumar K P

CONNECTIONS AS ON AS ON JULY :

92,503

ARREARS IN CRORE AS ON JULY :

24.17

ARREARS

STATE GOVERNMENT

CENTRAL GOVERNMENT

PSU

OTHERS

LSGD

4,91,18,297

2,700

1,63,110

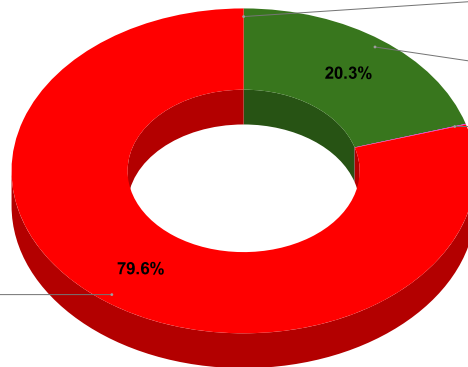
19,23,81,584

11,37,08,728

ARREAR BREAK UP INCLUDING LSGD

OTHERS

79.6%



Central Gov

0.0%

State Gov

20.3%

PSU

0.1%

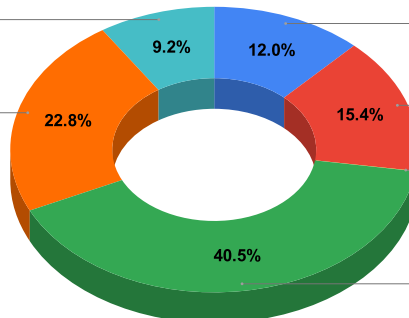
ARREARS INCLUDING LSGD

Municipality

9.2%

Panchayath WC-Street Taps

22.8%



Domestic (D)

12.0%

Non Domestic (N)

15.4%

Special (S)

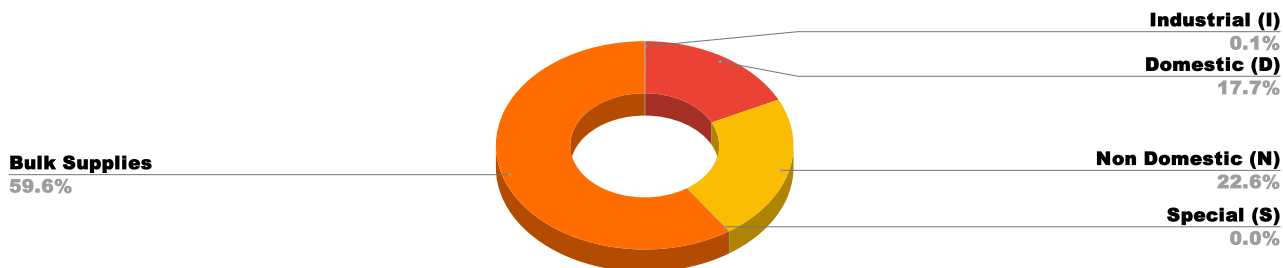
0.0%

Bulk Supplies

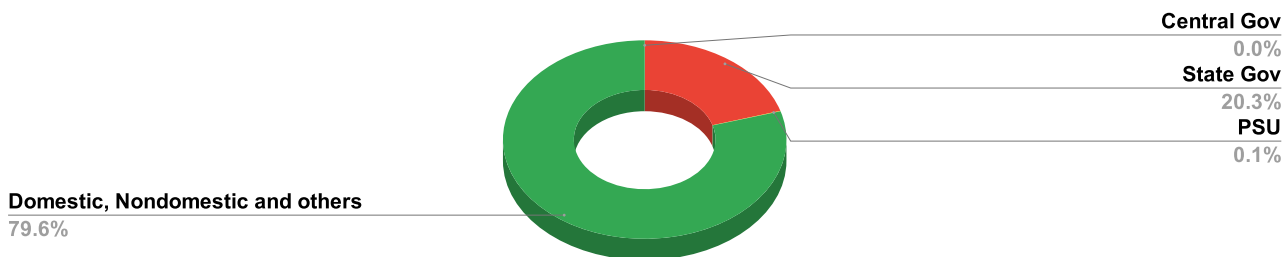
40.5%

DOMESTIC	NON DOMESTIC	INDUSTRIAL	SPECIAL	BULK SUPPLY	Panchayath WC-Street Taps	Municipality WC -Street Taps	Corporation WC - Street Taps
4,26,85,397	5,46,06,947	2,73,776	1,12,370	14,39,87,201	8,09,49,173	3,27,59,555	0

ARREARS WITH OUT LSGD



ARREAR BREAK UP WITH OUT LSGD

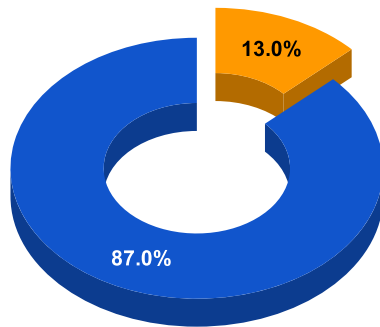


TOP DEFAULTERS OF PATHANAMTHITTA FOR THE MONTH OF JULY

SL NO	NAME	ARREAR
1	THE SUPERINTENDENT, GENARAL HOSPITAL, NEW BLOCK BUILDING, .PATHANAMTHITTA	2,65,64,096
2	THE TAHSILDAR, MINI CIVIL STATION, THAHASILDAR, KOZHENCHERRY	70,36,305
3	THE PRINCIPAL, 401/A, WARD 1, MEDICAL EDUCATION, HEALTH DEPARTMENT, KONNI MEDICAL COLLEGE, KUMMANNOOR P O,	39,56,124
4	THAHASIL DAR, KOZHENCHERRY TALUK, MINI CIVIL STATION, .PATHANAMTHITTA	36,92,915
5	THE SUPERINTENDANT, GENERAL HOSPITAL, B & C BLOCK, PATHANAMTHITTA P.O	15,67,600
6	THE THAHASILDAR, MINI CIVIL STATION RANNI, RANNI TALUK OFFICE, RANNI P O	8,35,237
7	THE SUPERINTENDENT, GENARAL HOSPITAL, PATHANAMTHITTA, .	7,87,117
8	THE SECRETARY, KOZHENCERY GRAMA PANCHAYATH, VILLAGE OFFICE, KOZHENCHERRY	4,38,005
9	THE DEPUTY SUPERINTENDENT OF POLICE, POLICE QUARTERS, OLD BLOCK D AND E, PATHANAMTHITTA	4,31,880
10	MUHAMMED HASHIM, PUTHEN BUNGLOW, FATHIMATOURIST HOME, ADOOR.P.O	3,11,179

BPL DATA

BPL CONNECTIONS AS % OF TOTAL LIVE CONNECTIONS



● BPL CONNECTIONS ● TOTAL LIVE CONNECTIONS

TOTAL NO OF BPL CONNECTIONS

AS ON JULY 2023

8,763

COMPREHENSIVE INDEX

Marks

Total marks

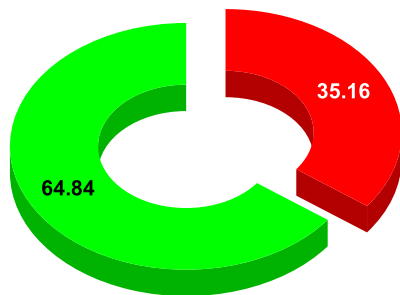
Rank

71.48

100

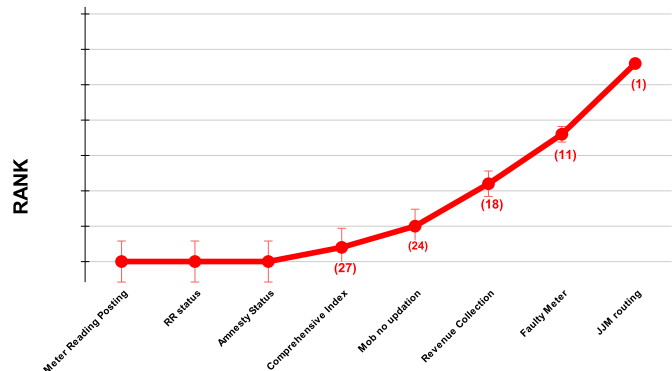
20

MARKS OBTAINED



● Percent Score to be Achieved ● Percent Score Achieved

DIVISION RANK IN VARIOUS PARAMETERS



Marks

Total marks

Rank

COMPREHENSIVE INDEX

71.48

100

20

REVENUE COLLECTION ACHIEVEMENT

12.77

25

25

METER READING POSTING

14.57

16

28

FAULTY METER REPLACEMENT

12.94

20

21

MOBILE NO UPDATION

10.00

10

14

REVENUE RECOVERY STATUS

0.74

8

19

JAL JEEVAN MISSION ROUTING

10.00

10

13

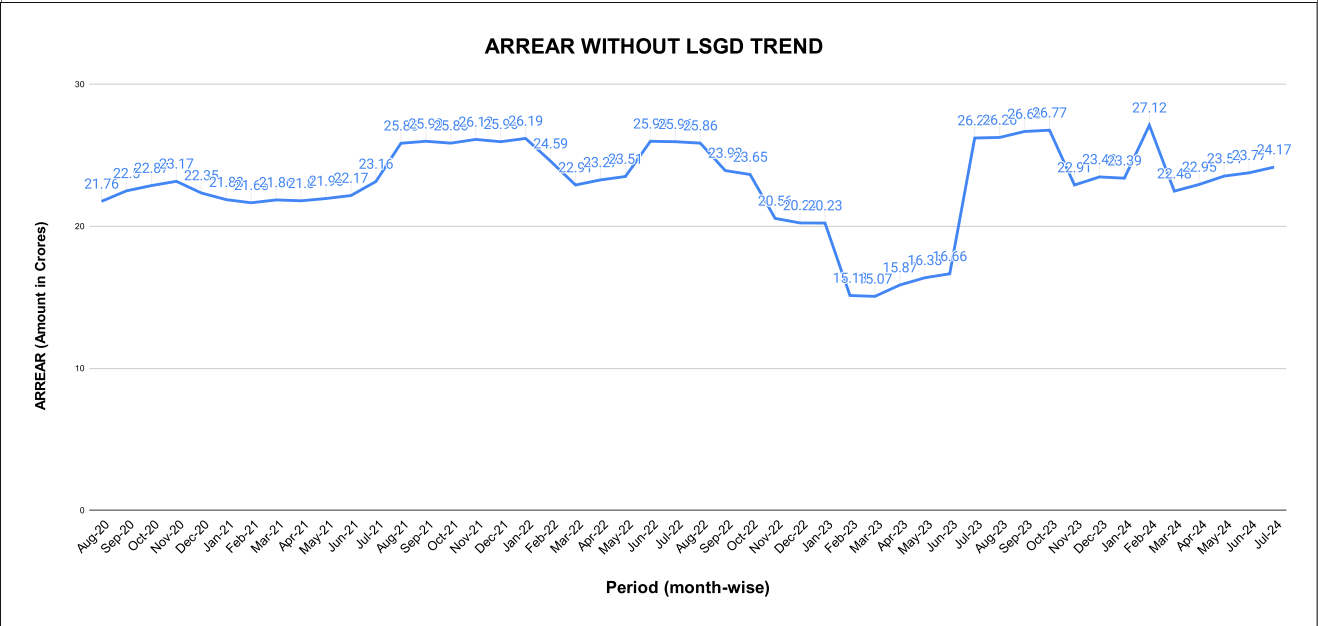
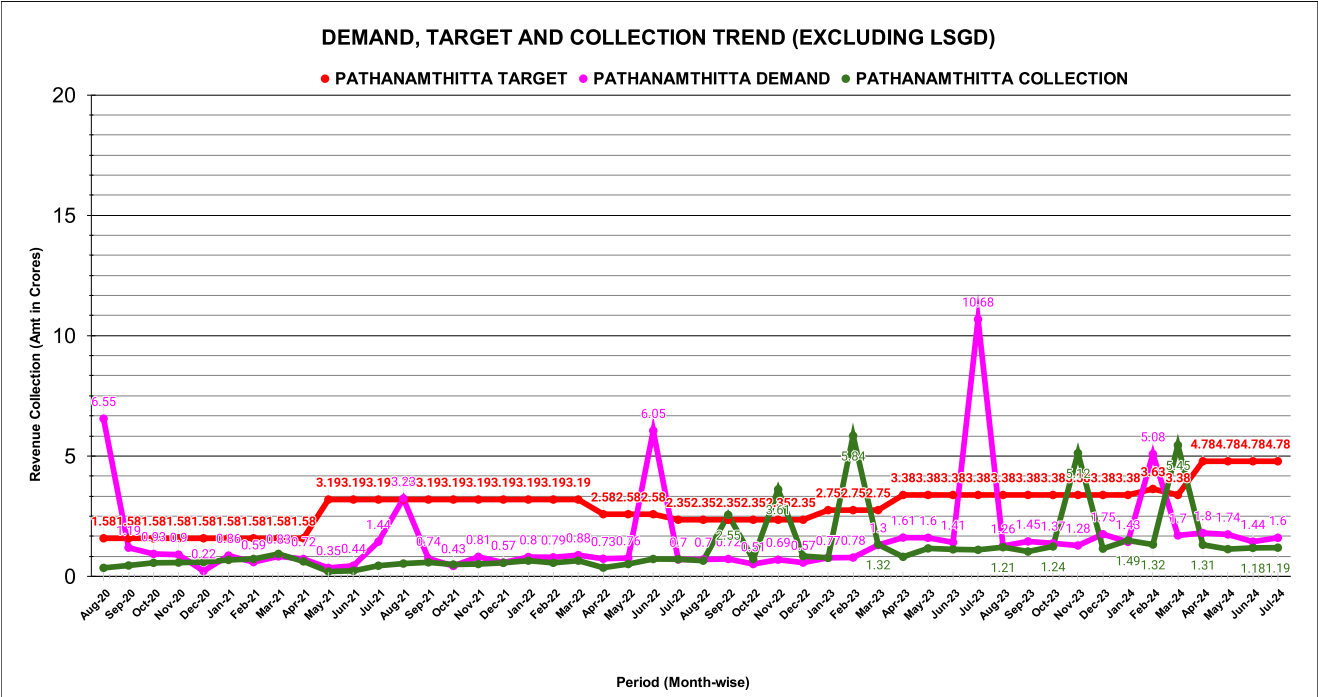
AMNESTY

10.46

11

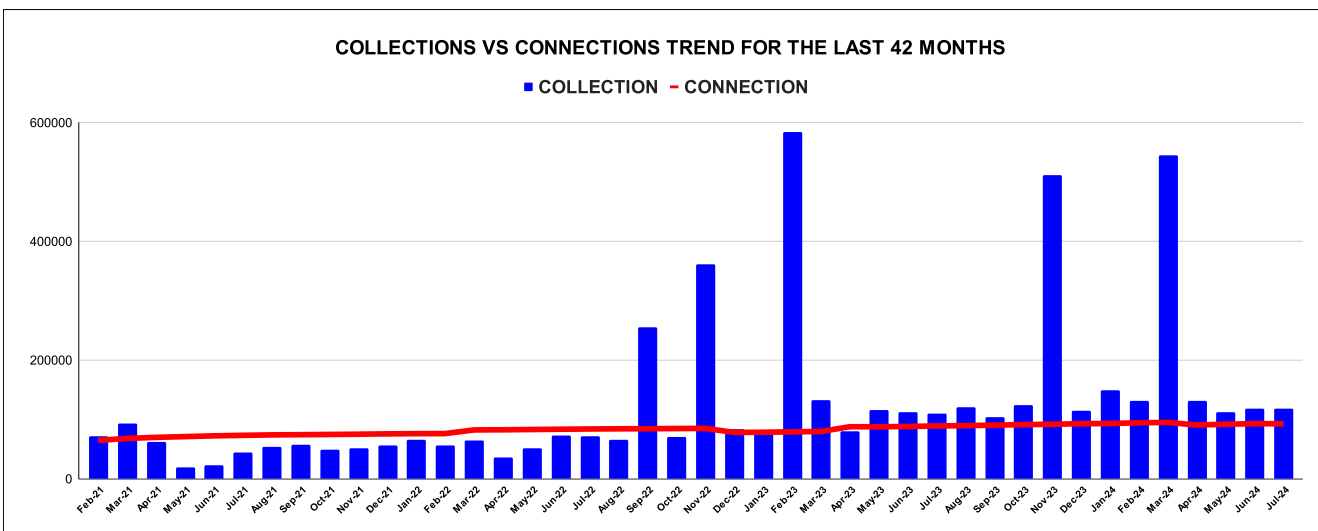
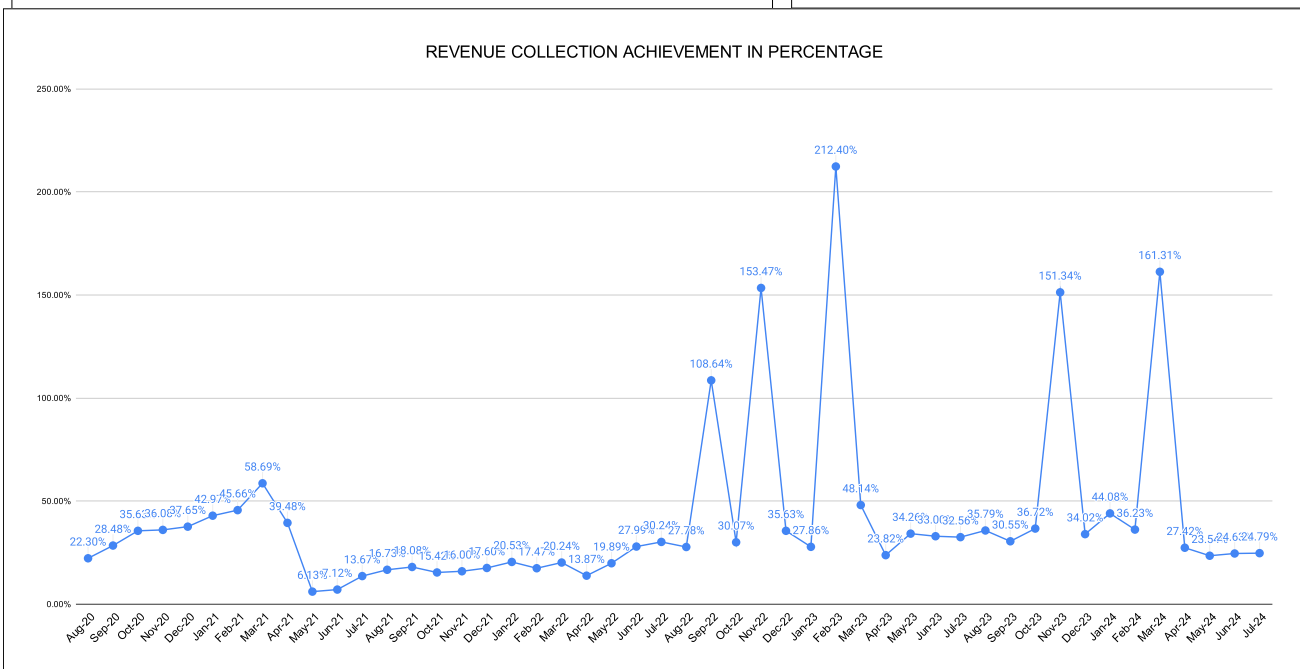
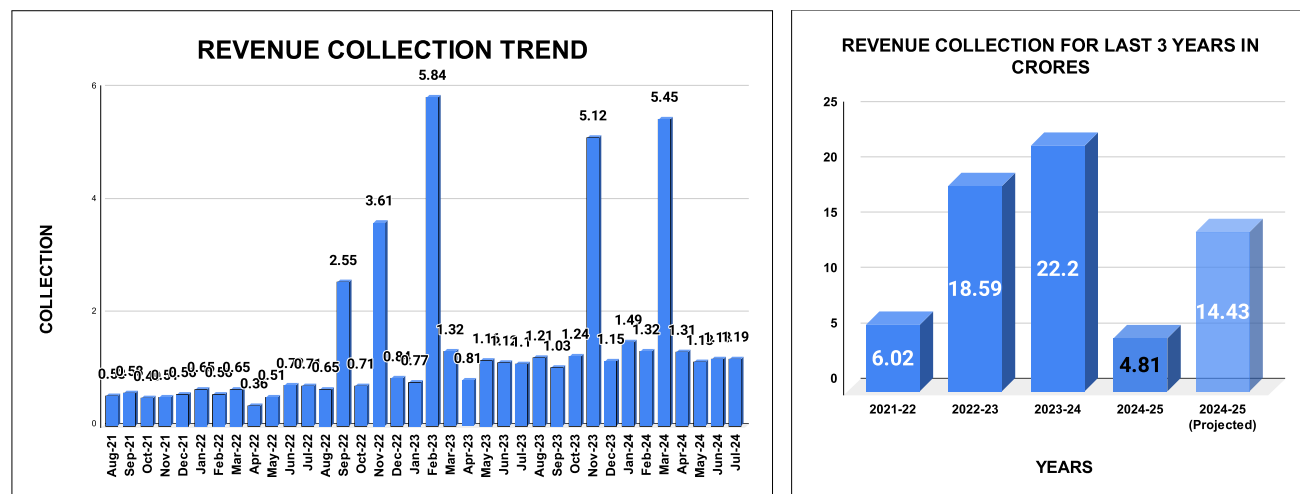
1

[illegible]

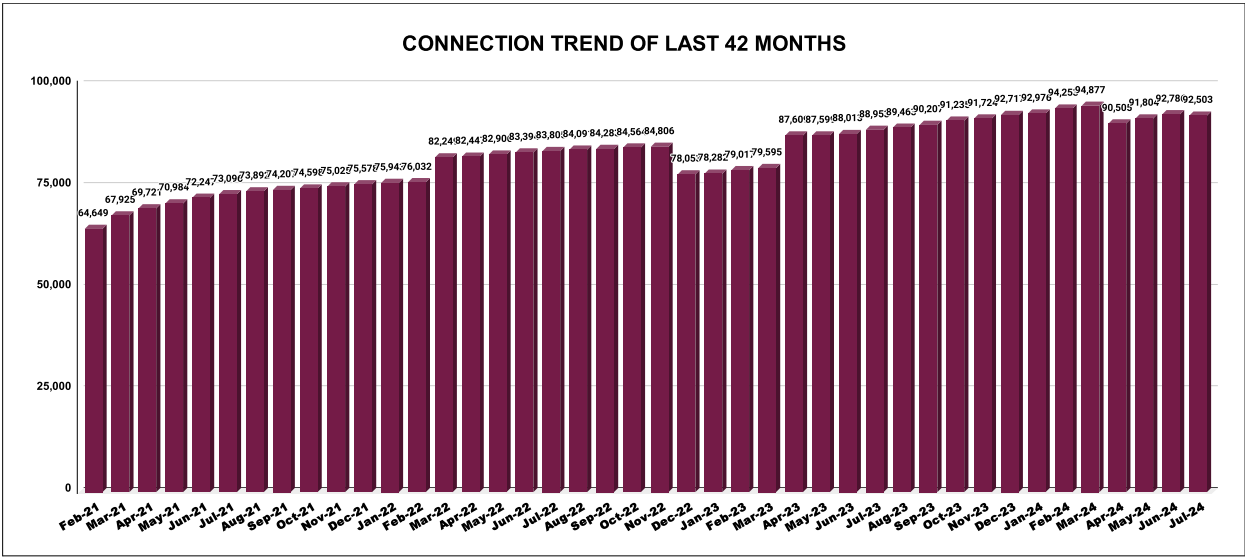


YEAR	April	May	June	July	August	September	October	November	December	January	February	March
2020-21	0.88	12.26	27.37	15.23	21.75	21.57	25.97	26.45	32.79	36.75	44.20	77.01
2021-22	16.09	7.71	14.81	31.30	31.07	25.91	23.07	26.62	31.75	38.23	33.28	57.28
2022-23	15.82	27.04	37.74	31.88	35.13	48.38	34.87	32.53	36.79	44.38	35.28	74.03
2023-24	34.10	41.55	42.47	49.48	57.17	50.90	61.49	60.11	57.92	79.46	75.69	91.53
2024-25	131.06	112.52	117.71	118.51								

YEAR	2020-21	2021-22	2022-23	2023-24	2024-25	2024-25 (Proj)
COLLECTION IN LAKHS	342.24	337.12	453.86	701.86	479.80	1,439.39



CONNECTION OF LAST 52 MONTHS												
YEAR	April	May	June	July	August	September	October	November	December	January	February	March
2020-21	22,135	22,274	22,373	22,493	22,532	22,591	22,705	29,224	30,989	33,006	35,344	38,069
2021-22	39,358	39,855	40,762	41,760	43,138	44,267	45,281	46,163	47,073	47,802	48,382	49,123
2022-23	49,299	49,951	51,130	51,985	52,931	53,519	54,302	54,882	49,774	51,782	52,720	53,858
2023-24	87,609	87,599	88,013	88,953	89,463	90,207	91,235	91,724	92,717	92,976	94,253	94,877
2024-25	90,505	91,804	92,786	92,503								

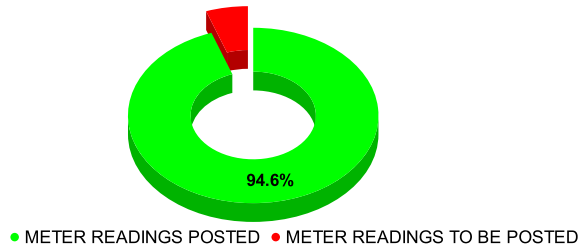


METER READING POSTING	Marks	Total marks	Rank
	14.57	16	28

Total No. of Live connection on February	Total No. of readings posted on February	Total Readings of February against 50% Total Live Connections of February 24
86,388	40,855	94.58%
Total No. of Live connection on April	Total No. of readings posted on April	Total Readings of April against 50% Total Live Connections of April 24
89,143	38,035	85.33%
Total No. of Live connection on June	Total No. of readings posted on June	Total Readings of June against 50% Total Live Connections of June 24
90,278	40,256	89.18%

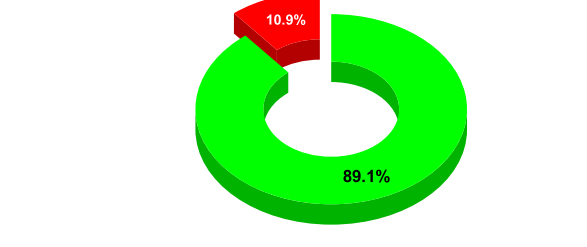
Total No. of Live connection on March	Total No. of readings posted on March	Total Readings of March against 50% Total Live Connections of March 24
86,818	38,678	89.10%
Total No. of Live connection on May	Total No. of readings posted on May	Total Readings of May against 50% Total Live Connections of May 24
91,067	39,248	86.20%
Total No. of Live connection on July	Total No. of readings posted on July	Total Readings of July against 50% Total Live Connections of July 24
73,821	36,554	99.03%

METER READING POSTING % AGAINST NUMBER OF LIVE CONNECTIONS OF FEBRUARY



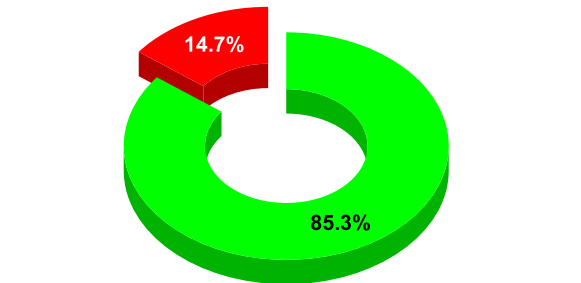
● METER READINGS POSTED ● METER READINGS TO BE POSTED

METER READING POSTING % AGAINST NUMBER OF LIVE CONNECTIONS OF MARCH



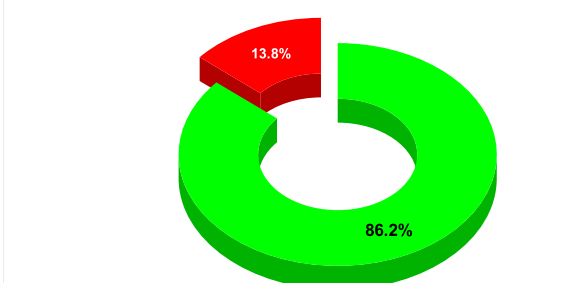
● METER READINGS POSTED ● METER READINGS TO BE POSTED

METER READING POSTING % AGAINST NUMBER OF LIVE CONNECTIONS OF APRIL



● METER READINGS POSTED ● METER READINGS TO BE POSTED

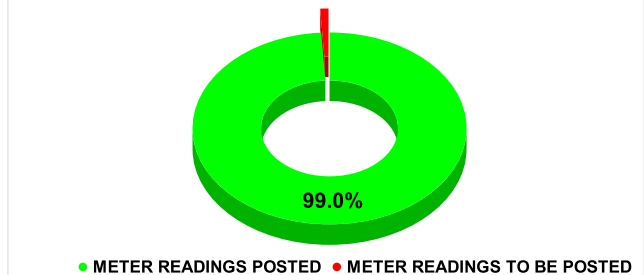
METER READING POSTING % AGAINST NUMBER OF LIVE CONNECTIONS OF MAY



● METER READINGS POSTED ● METER READINGS TO BE POSTED

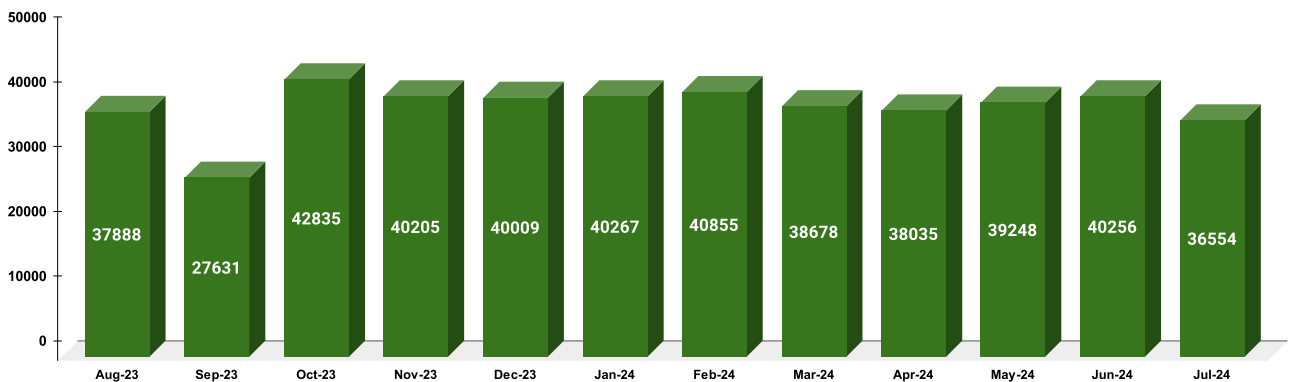
METER READING POSTING % AGAINST NUMBER OF LIVE CONNECTIONS OF JUNE

METER READING POSTING % AGAINST NUMBER OF LIVE CONNECTIONS OF JULY



● METER READINGS POSTED ● METER READINGS TO BE POSTED

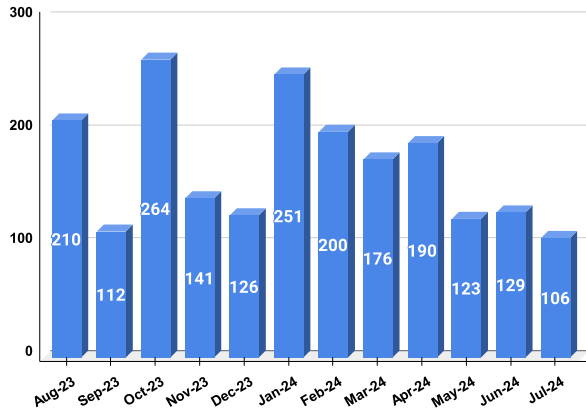
METER READING POSTED FOR LAST 12 MONTHS



FAULTY METER

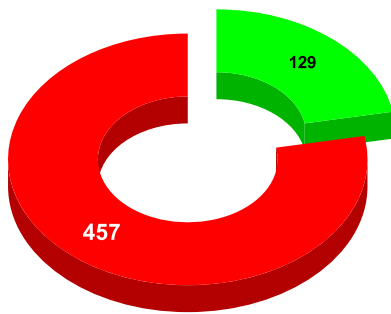
Marks	Total marks	Rank
12.94	20	21

FAULTY METER REPLACEMENT OF LAST 12 MONTHS



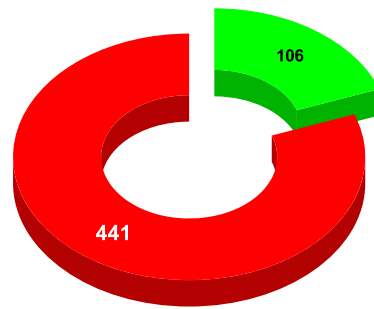
MONTH	Total No.of Faulty meters	Number of Faulty meter replaced	Number of Faulty meter pending
FEBRUARY	612	200	412
MARCH	589	176	413
APRIL	583	190	393
MAY	561	123	438
JUNE	586	129	457
JULY	547	106	441

FAULTY METER REPLACED VS FAULTY METER TO BE REPLACED ON JUNE



- NO OF FAULTY METERS REPLACED
- FAULTY METERS TO BE REPLACED

FAULTY METER REPLACED VS FAULTY METER TO BE REPLACED ON JULY



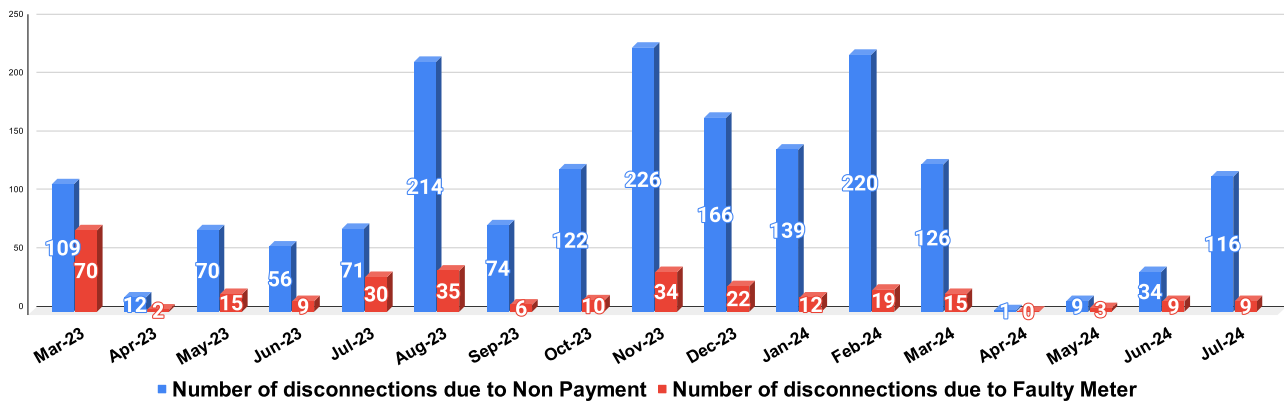
- NO OF FAULTY METERS REPLACED
- FAULTY METERS TO BE REPLACED

DISCONNECTION STATUS

Marks	Total marks	Rank
-	-	-

DISCONNECTI ONS	APRIL	MAY	JUNE	JULY	AUGUST	SEPTEMBER	OCTOBER	NOVEMBER	DECEMBER	JANUARY	FEBRUARY	MARCH
DUE TO NON PAYMENT ()	12	70	56	71	214	74	122	226	166	139	220	126
DUE TO FAULTY METER ()	2	15	9	30	35	6	10	34	22	12	19	15
DUE TO NON PAYMENT ()	1	9	34	116								
DUE TO FAULTY METER ()	0	3	9	9								

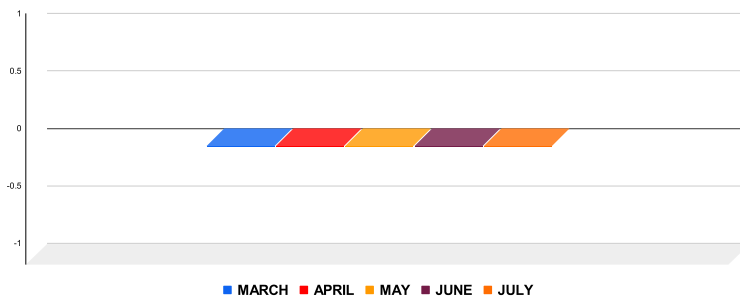
NUMBER OF DISCONNECTIONS DUE TO NON PAYMENT VS DUE TO FAULTY METERS



MOBILE NUMBER UPDATION

Marks	Total marks	Rank
10.00	10	14

MOBILE NUMBER UPDATION PENDING



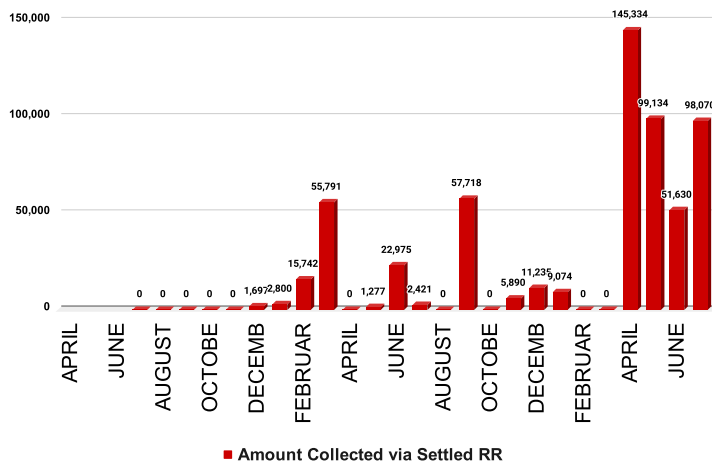
Mobile Number updation pending

MARCH	APRIL	MAY	JUNE	JULY
0	0	0	0	0

REVENUE RECOVERY STATUS

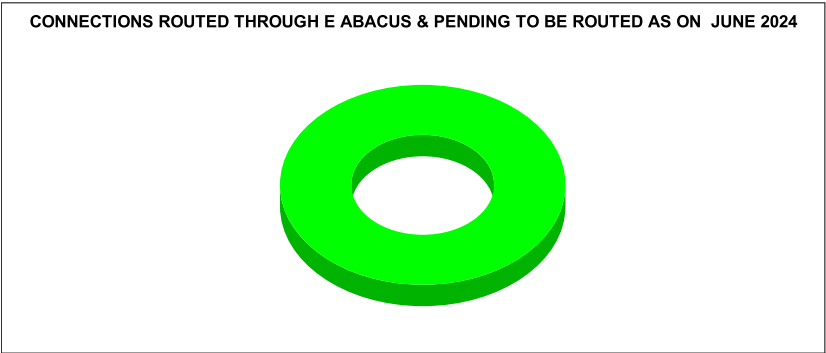
Marks	Total marks	Rank
0.74	8	19

AMOUNT COLLECTED VIA SETTLED RR OF PREVIOUS MONTHS

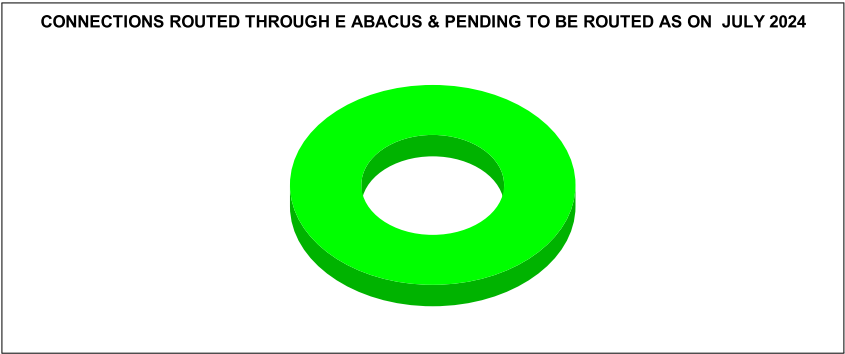


MONTH	No of RR Notices Issued	No of RR Proceed	No Of RR Settled	Amount Collected via Settled RR
FEBRUARY	30	19	26	127,315
MARCH	91	42	44	216,234
APRIL	18	28	11	145,334
MAY	36	13	13	99,134
JUNE	15	42	9	51,630
JULY	33	18	11	98,070

JAL JEEVAN MISSION ROUTING	Marks	Total marks	Rank
	10.00	10	13



FEBRUARY	Total No of JJM Connection	No of connection routed in e-Abacus	Balance connection to be routed
	4,348	4,047	301
MARCH	Total No of JJM Connection	No of connection routed in e-Abacus	Balance connection to be routed
	4,044	4,044	0
APRIL	Total No of JJM Connection	No of connection routed in e-Abacus	Balance connection to be routed
	778	778	0
MAY	Total No of JJM Connection	No of connection routed in e-Abacus	Balance connection to be routed
	520	500	20
JUNE	Total No of JJM Connection	No of connection routed in e-Abacus	Balance connection to be routed
	1,059	1,059	0
JULY	Total No of JJM Connection	No of connection routed in e-Abacus	Balance connection to be routed
	162	162	0



Sources of data	
Revenue Collection Data	DCB based on E-abacus data collected from Divisions and consolidated by RMC
Amnesty Data	Summary of Live data submitted by Revenue Division via Google sheet shared
Meter Reading Data	Data collected from division via google sheets
Faulty Meter Replacement Data	Data collected from division via google sheets
JJM Reading Posting	Data collected from division via google sheets
Moile Number updation Status	Data collected from division via google sheets
Disconnection data	Data collected from division via google sheets
BPL data	Data provided from DBA
Arrear Break up	Govt. Arrear , Central Govt. Arrear as on January based on e-abacus ; LSGD data based on DCB
Total Arrears and Total Connections	Data from DCB
Top Defaulters	Arrear data from E-abacus as on July