



# കേരള ജല അതോറിറ്റി

THALIPARAMBA	JULY	Report Generated at 04/09/2024 14:49:13	Rank -18
--------------	------	---	----------

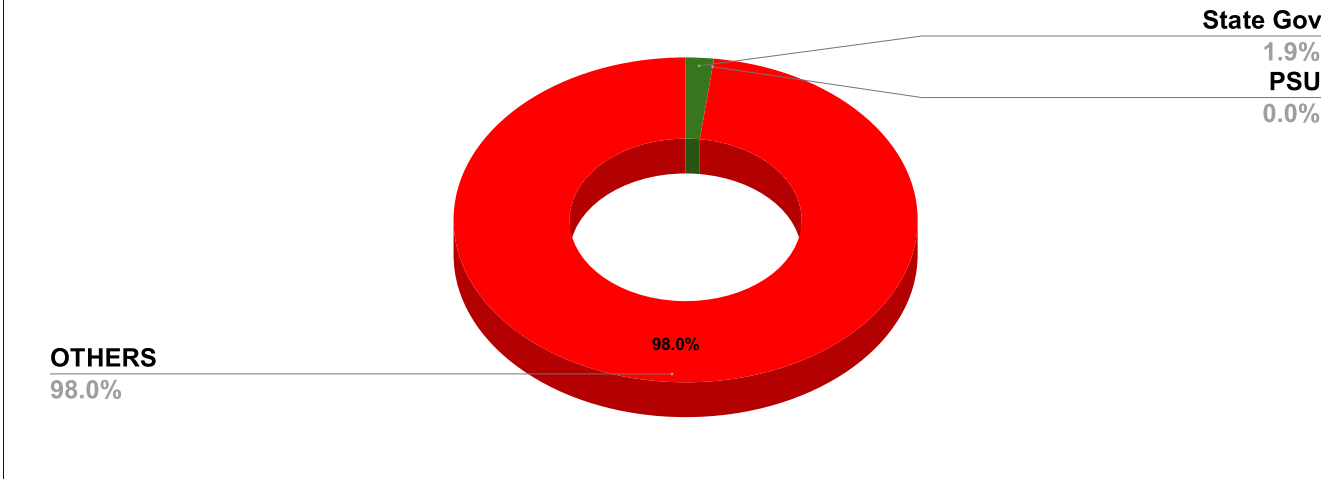
<b>Name of Executive Engineer</b>	Smt. Deepa P P
-----------------------------------	----------------

<b>Name of Revenue officer</b>	Smt.Shiji.R.P
--------------------------------	---------------

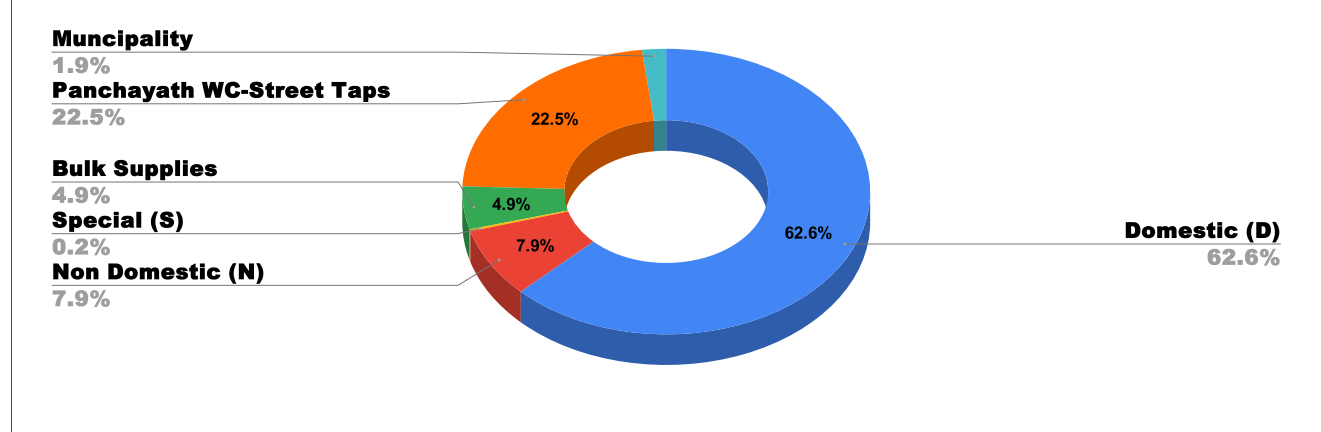
<b>CONNECTIONS AS ON AS ON JULY :</b>	<b>1,10,549</b>	<b>ARREARS IN CRORE AS ON JULY :</b>	<b>6.30</b>
---------------------------------------	-----------------	--------------------------------------	-------------

ARREARS				
STATE GOVERNMENT	CENTRAL GOVERNMENT	PSU	OTHERS	LSGD
12,29,044	384	4,364	6,18,06,318	2,03,33,644

## ARREAR BREAK UP INCLUDING LSGD



## ARREARS INCLUDING LSGD



DOMESTIC	NON DOMESTIC	INDUSTRIAL	SPECIAL	BULK SUPPLY	Panchayath WC-Street Taps	Municipality WC -Street Taps	Corporation WC - Street Taps
5,21,59,587	65,54,993	95,594	1,88,962	40,40,974	1,87,41,634	15,92,010	0

## ARREARS WITH OUT LSGD

### Bulk Supplies

6.4%

### Special (S)

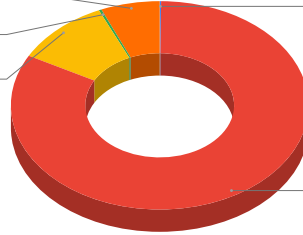
0.3%

### Non Domestic (N)

10.4%

### Industrial (I)

0.2%



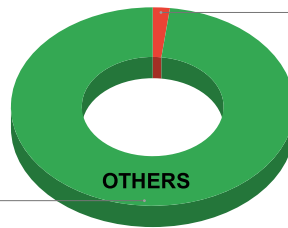
### Domestic (D)

82.7%

## ARREAR BREAK UP WITH OUT LSGD

### State Gov

1.9%



### Domestic, Nondomestic and others

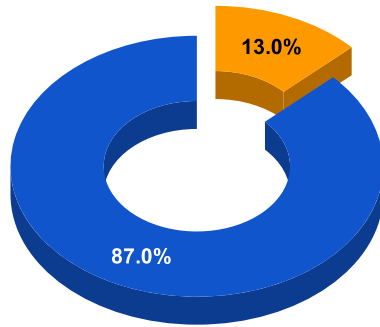
98.0%

## TOP DEFAULTERS OF THALIPARAMBA FOR THE MONTH OF JULY

SL NO	NAME	ARREAR
1	FAISAL K M, SPECTROM PLYWOOD, IDP ANDOOR, PARASSINI 9745690000	7,14,762
2	MUHAMMED KUNJHI.K.P, SEA LAND TOURIST HOME, TALIPARAMBA,	6,13,771
3	M V RAGHAVAN / PRESIDENT, PAMCH, MEDICAL COLLEGE, PARASSINIKADAVU, 8086995299	5,70,575
4	Gangadharan.K, VII/114,Kunimmal House, Keezhara,valluvankadavu road, Keezhara	4,98,782
5	SURENDRAN.K, SREEDEVI, CHAVANAPUZHA, PO KARIMBAM-Ph.no : 9947904718	1,38,177
6	SUPERINTENDENT E.K.N.M, G.W.&C HOSPITAL, X/459, Anthoor, PARASSINIKADAVU	1,28,206
7	PRESIDENT, PAMCH 9847434255, AYURVEDA PHARMACY, 4972780250	1,18,471
8	BOBBY C M, EP498/5 RS NO 25/115, CHETTIYAM KUNNEL(H),CRUSHER, NARIKKODE AALL, EZHOME	1,16,411
9	MUHAMMED KUNJHI.K.P, SEA LAND TOURIST HOME, TALIPAAMBA,	1,04,643
10	PRESIDENT, VISHA CHIKILSA SOCIETY, PAPPINISSERY-Ph.no : 8086995299, SOAP COMPANY ROAD	97,732

## BPL DATA

BPL CONNECTIONS AS % OF TOTAL LIVE CONNECTIONS



● BPL CONNECTIONS ● TOTAL LIVE CONNECTIONS

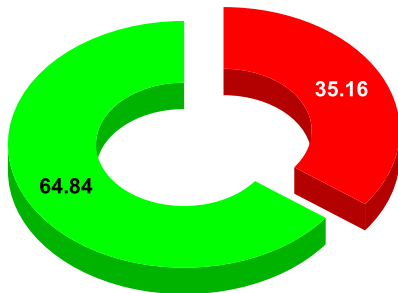
TOTAL NO OF BPL CONNECTIONS

AS ON JULY 2023 19,227

## COMPREHENSIVE INDEX

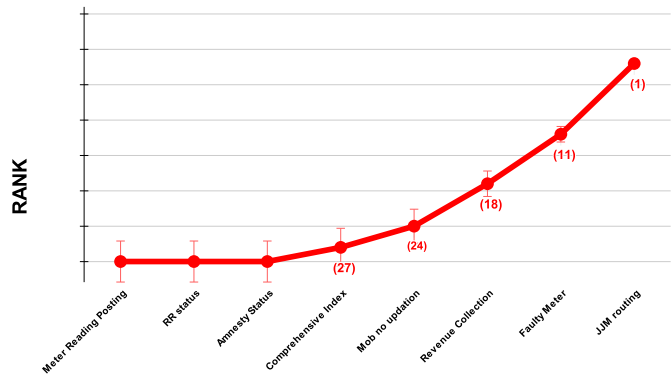
Marks	Total marks	Rank
73.45	100	18

MARKS OBTAINED



● Percent Score to be Achieved ● Percent Score Achieved

DIVISION RANK IN VARIOUS PARAMETERS



Marks	Total marks	Rank
73.45	100	18

COMPREHENSIVE INDEX

REVENUE COLLECTION ACHIEVEMENT

METER READING POSTING

FAULTY METER REPLACEMENT

MOBILE NO UPDATION

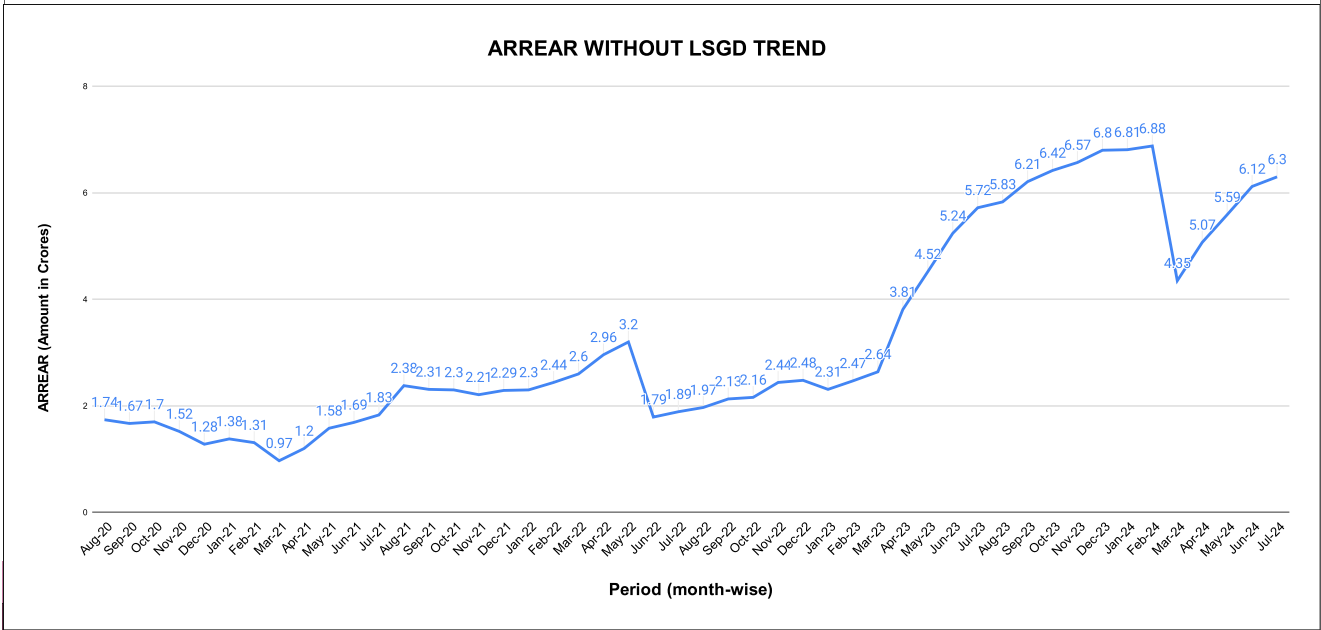
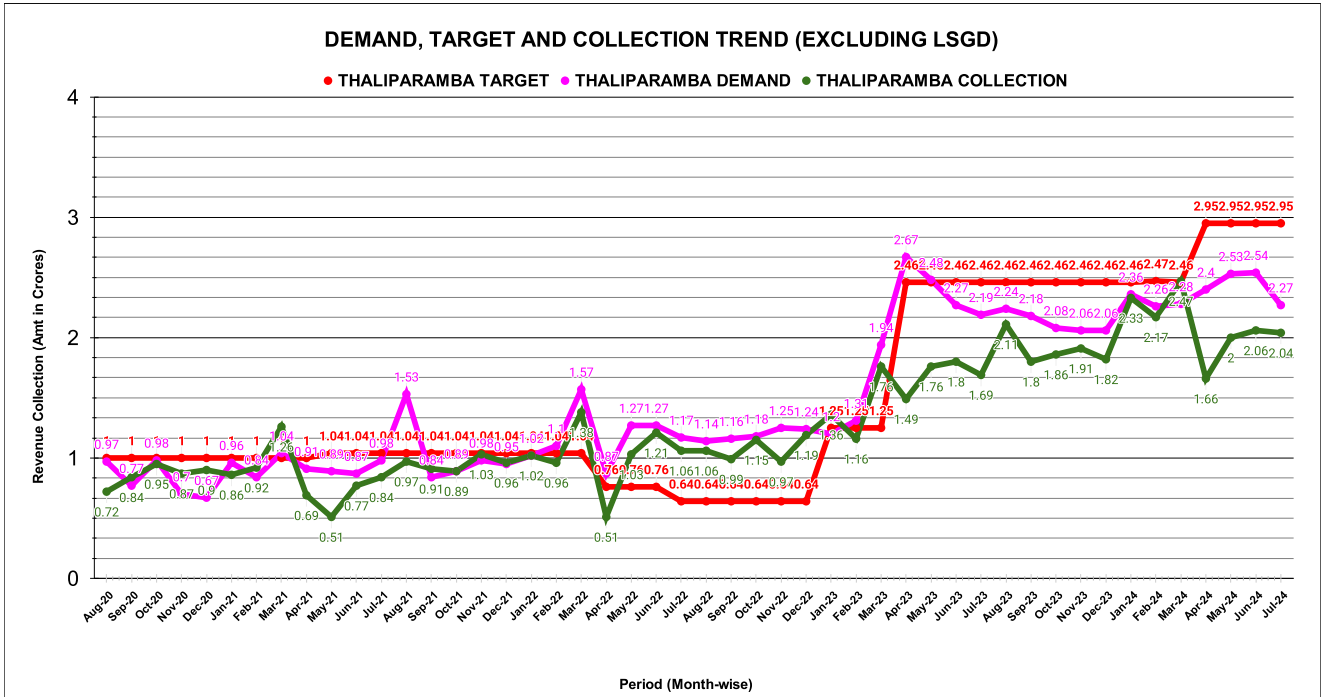
REVENUE RECOVERY STATUS

JAL JEEVAN MISSION ROUTING

AMNESTY

Marks	Total marks	Rank
73.45	100	18
19.79	25	3
15.88	16	14
11.82	20	25
10.00	10	1
0.52	8	24
10.00	10	16
5.44	11	24

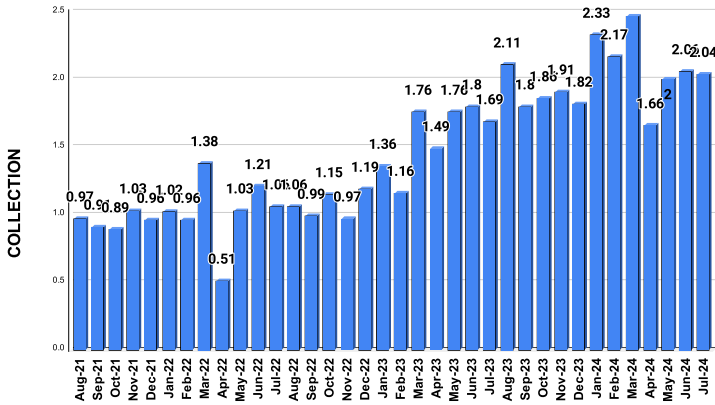




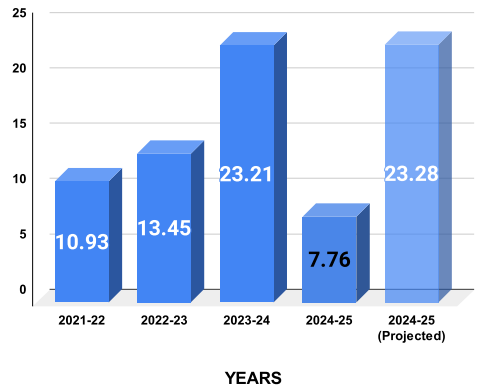
YEAR	April	May	June	July	August	September	October	November	December	January	February	March
2020-21	0.88	12.26	27.37	15.23	21.75	21.57	25.97	26.45	32.79	36.75	44.20	77.01
2021-22	16.09	7.71	14.81	31.30	31.07	25.91	23.07	26.62	31.75	38.23	33.28	57.28
2022-23	15.82	27.04	37.74	31.88	35.13	48.38	34.87	32.53	36.79	44.38	35.28	74.03
2023-24	34.10	41.55	42.47	49.48	57.17	50.90	61.49	60.11	57.92	79.46	75.69	91.53
2024-25	166.34	200.43	205.75	204.30								

YEAR	2020-21	2021-22	2022-23	2023-24	2024-25	2024-25 (Proj)
COLLECTION IN LAKHS	342.24	337.12	453.86	701.86	776.82	2,330.46

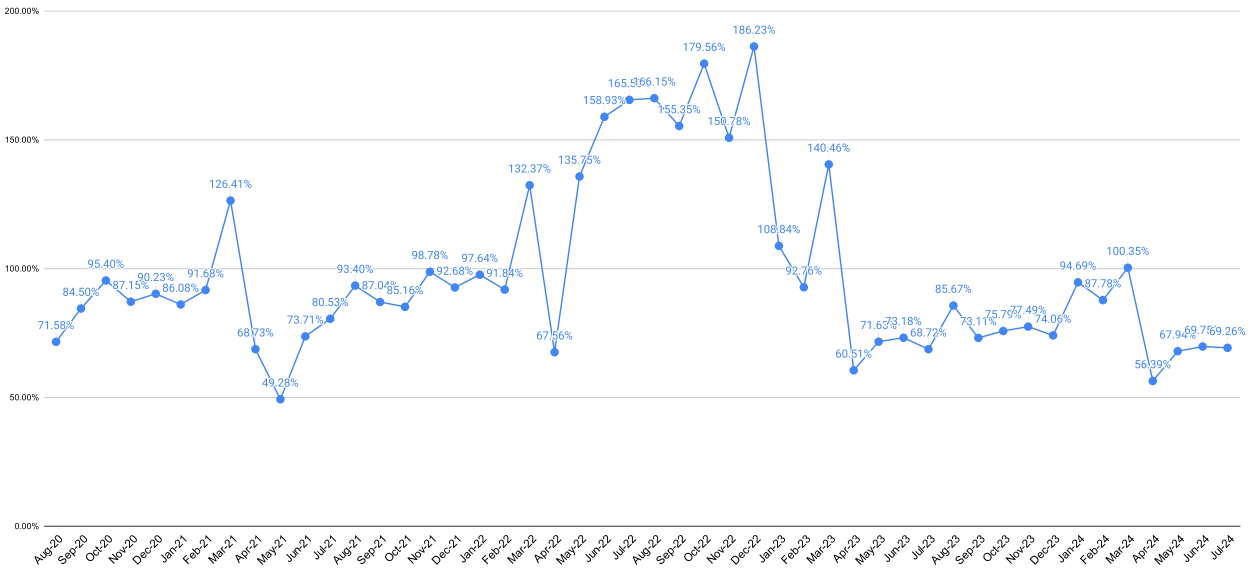
### REVENUE COLLECTION TREND



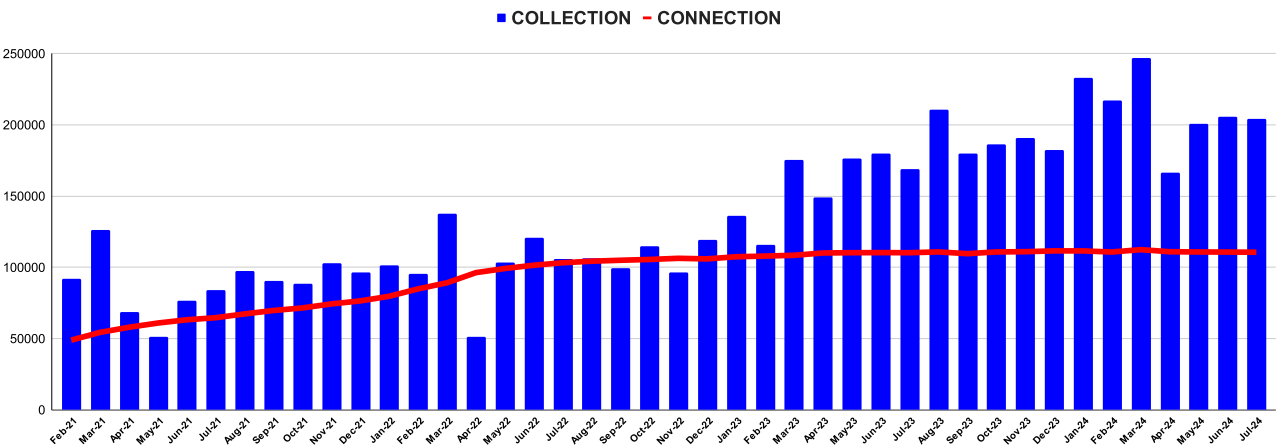
### REVENUE COLLECTION FOR LAST 3 YEARS IN CRORES



### REVENUE COLLECTION ACHIEVEMENT IN PERCENTAGE



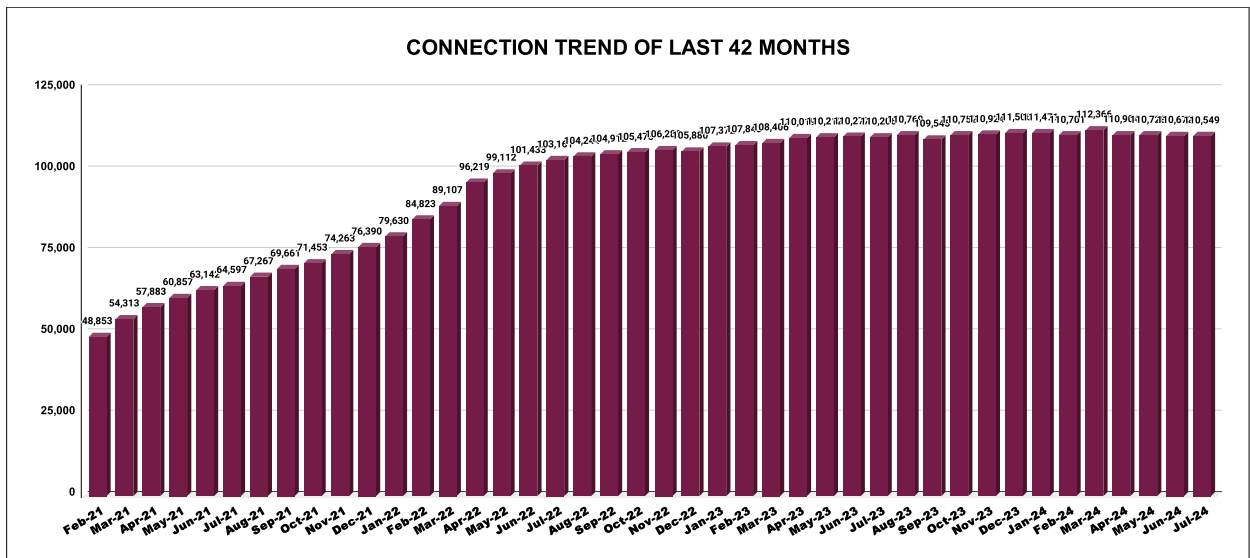
### COLLECTIONS VS CONNECTIONS TREND FOR THE LAST 42 MONTHS



## CONNECTION OF LAST 52 MONTHS

YEAR	April	May	June	July	August	September	October	November	December	January	February	March
2020-21	22,135	22,274	22,373	22,493	22,532	22,591	22,705	29,224	30,989	33,006	35,344	38,069
2021-22	39,358	39,855	40,762	41,760	43,138	44,267	45,281	46,163	47,073	47,802	48,382	49,123
2022-23	49,299	49,951	51,130	51,985	52,931	53,519	54,302	54,882	49,774	51,782	52,720	53,858
2023-24	1,10,019	1,10,212	1,10,277	1,10,206	1,10,769	1,09,545	1,10,752	1,10,924	1,11,506	1,11,471	1,10,701	1,12,366
2024-25	1,10,904	1,10,728	1,10,672	1,10,549								

### CONNECTION TREND OF LAST 42 MONTHS



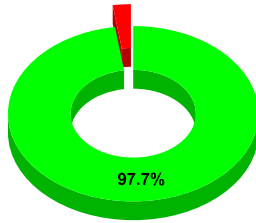
### METER READING POSTING

Marks	Total marks	Rank
15.88	16	14

Total No. of Live connection on February	Total No. of readings posted on February	Total Readings of February against 50% Total Live Connections of February 24
108,605	53,041	97.68%
Total No. of Live connection on April	Total No. of readings posted on April	Total Readings of April against 50% Total Live Connections of April 24
108,726	54,011	99.35%
Total No. of Live connection on June	Total No. of readings posted on June	Total Readings of June against 50% Total Live Connections of June 24
108,154	54,219	100.26%

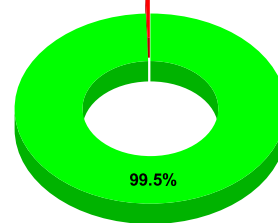
Total No. of Live connection on March	Total No. of readings posted on March	Total Readings of March against 50% Total Live Connections of March 24
108,434	53,926	99.46%
Total No. of Live connection on May	Total No. of readings posted on May	Total Readings of May against 50% Total Live Connections of May 24
108,402	56,013	103.34%
Total No. of Live connection on July	Total No. of readings posted on July	Total Readings of July against 50% Total Live Connections of July 24
107,768	53,313	98.94%

**METER READING POSTING % AGAINST NUMBER OF LIVE CONNECTIONS OF FEBRUARY**



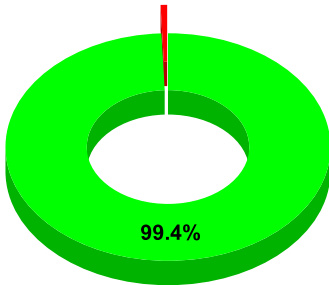
● METER READINGS POSTED ● METER READINGS TO BE POSTED

**METER READING POSTING % AGAINST NUMBER OF LIVE CONNECTIONS OF MARCH**




● METER READINGS POSTED ● METER READINGS TO BE POSTED

**METER READING POSTING % AGAINST NUMBER OF LIVE CONNECTIONS OF APRIL**



● METER READINGS POSTED ● METER READINGS TO BE POSTED

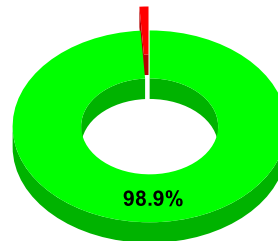
**METER READING POSTING % AGAINST NUMBER OF LIVE CONNECTIONS OF MAY**



● METER READINGS POSTED

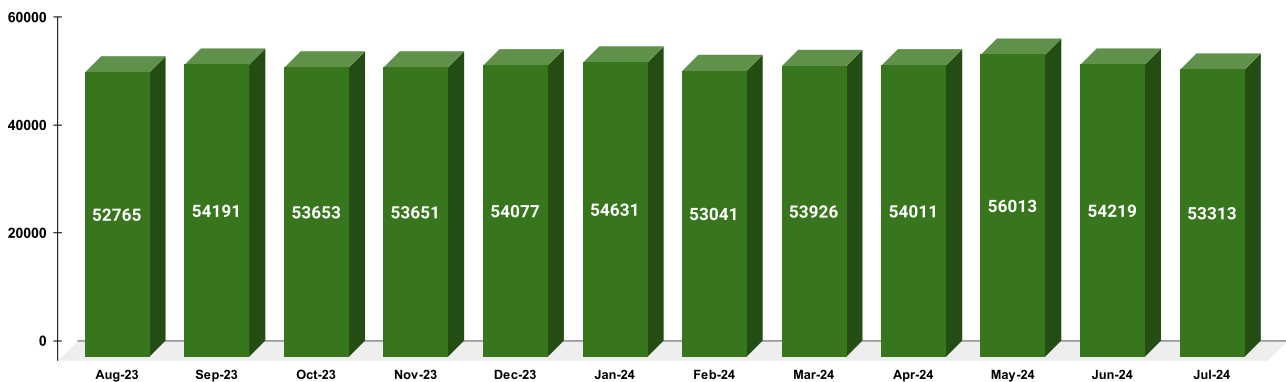
**METER READING POSTING % AGAINST NUMBER OF LIVE CONNECTIONS OF JUNE**

**METER READING POSTING % AGAINST NUMBER OF LIVE CONNECTIONS OF JULY**



● METER READINGS POSTED ● METER READINGS TO BE POSTED

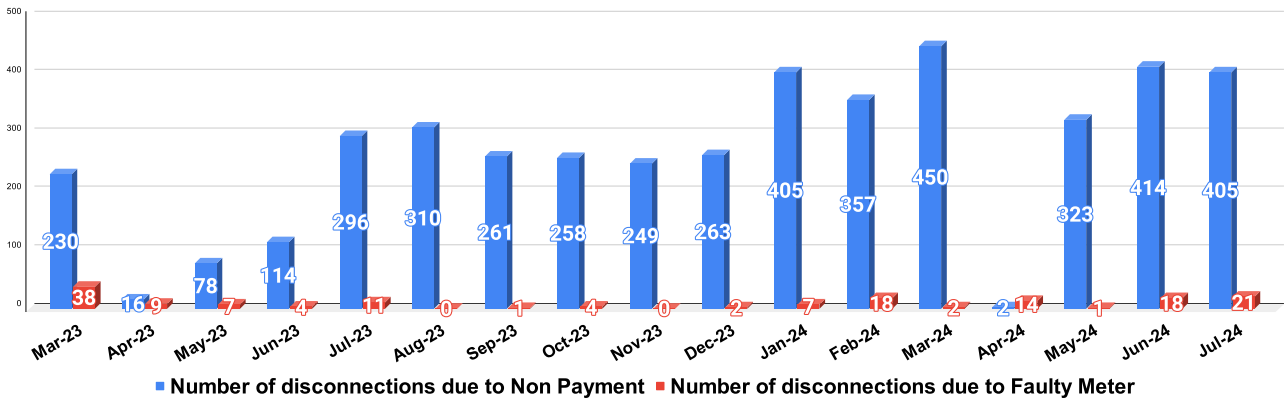
**METER READING POSTED FOR LAST 12 MONTHS**







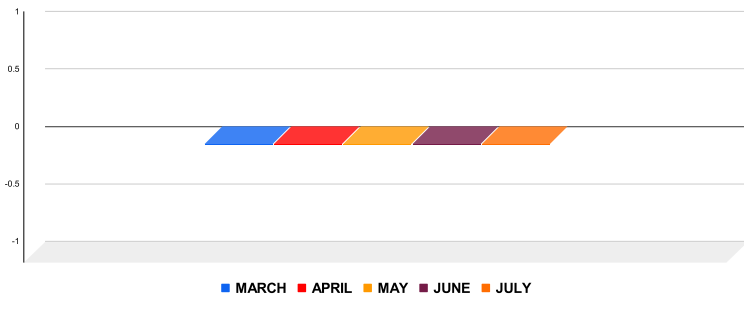
### NUMBER OF DISCONNECTIONS DUE TO NON PAYMENT VS DUE TO FAULTY METERS



### MOBILE NUMBER UPDATION

Marks	Total marks	Rank
10.00	10	1

#### MOBILE NUMBER UPDATION PENDING



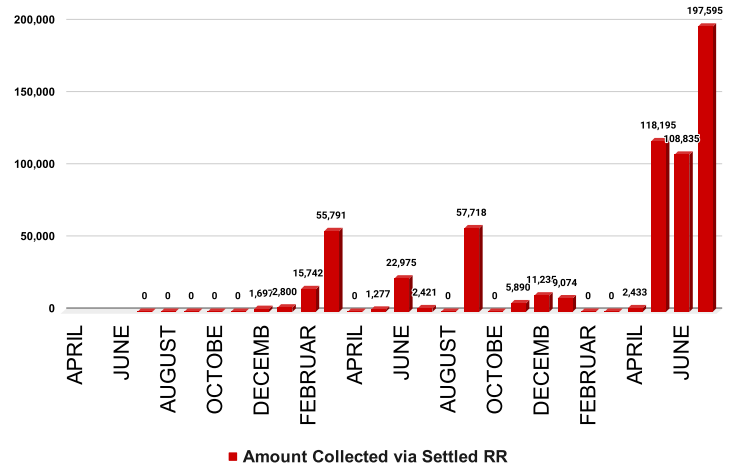
#### Mobile Number updation pending

MARCH	APRIL	MAY	JUNE	JULY
0	0	0	0	0

### REVENUE RECOVERY STATUS

Marks	Total marks	Rank
0.52	8	24

#### AMOUNT COLLECTED VIA SETTLED RR OF PREVIOUS MONTHS




MONTH	No of RR Notices Issued	No of RR Proceed	No Of RR Settled	Amount Collected via Settled RR
FEBRUARY	166	151	19	306,212
MARCH	210	23	52	685,447
APRIL	50	0	1	2,433
MAY	261	61	37	118,195
JUNE	109	101	30	108,835
JULY	180	203	41	197,595

## JAL JEEVAN MISSION ROUTING

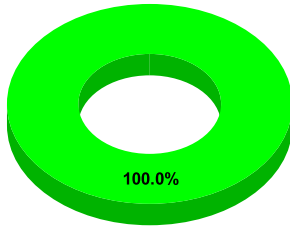
Marks	Total marks	Rank
<b>10.00</b>	<b>10</b>	<b>16</b>

CONNECTIONS ROUTED THROUGH E ABACUS & PENDING TO BE ROUTED AS ON JUNE 2024



Month	Total No of JJM Connection	No of connection routed in e-Abacus	Balance connection to be routed
<b>FEBRUARY</b>	<b>80,177</b>	<b>80,177</b>	<b>0</b>
<b>MARCH</b>	<b>80,477</b>	<b>80,453</b>	<b>24</b>
<b>APRIL</b>	<b>73,609</b>	<b>73,609</b>	<b>0</b>
<b>MAY</b>	<b>73,667</b>	<b>73,667</b>	<b>0</b>
<b>JUNE</b>	<b>73,756</b>	<b>73,756</b>	<b>0</b>
<b>JULY</b>	<b>49,085</b>	<b>49,085</b>	<b>0</b>

CONNECTIONS ROUTED THROUGH E ABACUS & PENDING TO BE ROUTED AS ON JULY 2024



Sources of data	
Revenue Collection Data	DCB based on E-abacus data collected from Divisions and consolidated by RMC
Amnesty Data	Summary of Live data submitted by Revenue Division via Google sheet shared
Meter Reading Data	Data collected from division via google sheets
Faulty Meter Replacement Data	Data collected from division via google sheets
JJM Reading Posting	Data collected from division via google sheets
Moile Number updation Status	Data collected from division via google sheets
Disconnection data	Data collected from division via google sheets
BPL data	Data provided from DBA
Arrear Break up	Govt. Arrear , Central Govt. Arrear as on January based on e-abacus ; LSGD data based on DCB
Total Arrears and Total Connections	Data from DCB
Top Defaulters	Arrear data from E-abacus as on July