



കേരള ജല അതോറിറ്റി

VATAKARA	JULY	Report Generated at 04/09/2024 14:48:44	Rank -11
----------	------	---	----------

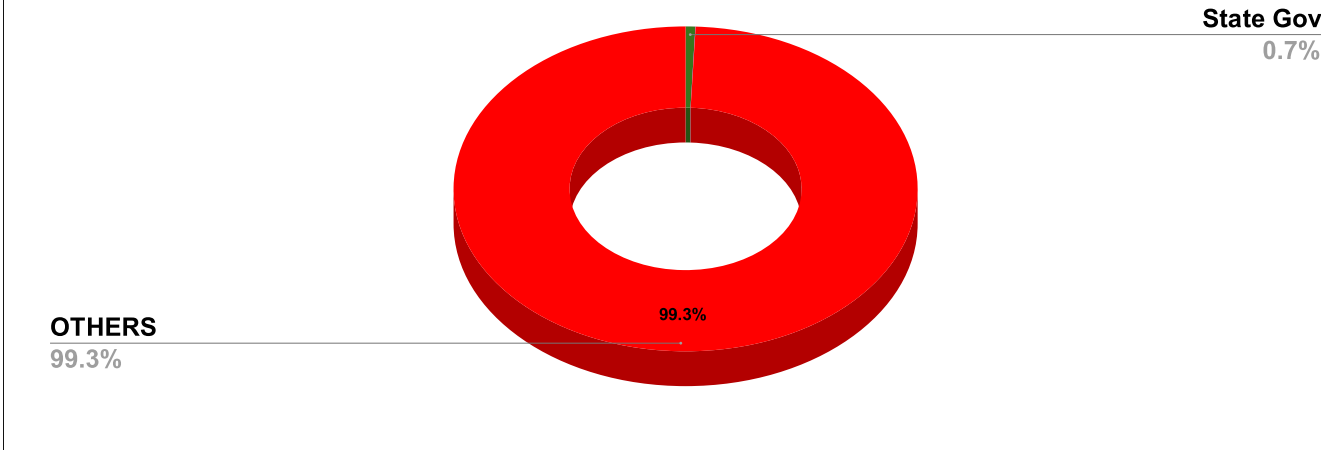
Name of Executive Engineer	Sri.Hasheer.A
-----------------------------------	---------------

Name of Revenue officer	Smt. Bindhu V P
--------------------------------	-----------------

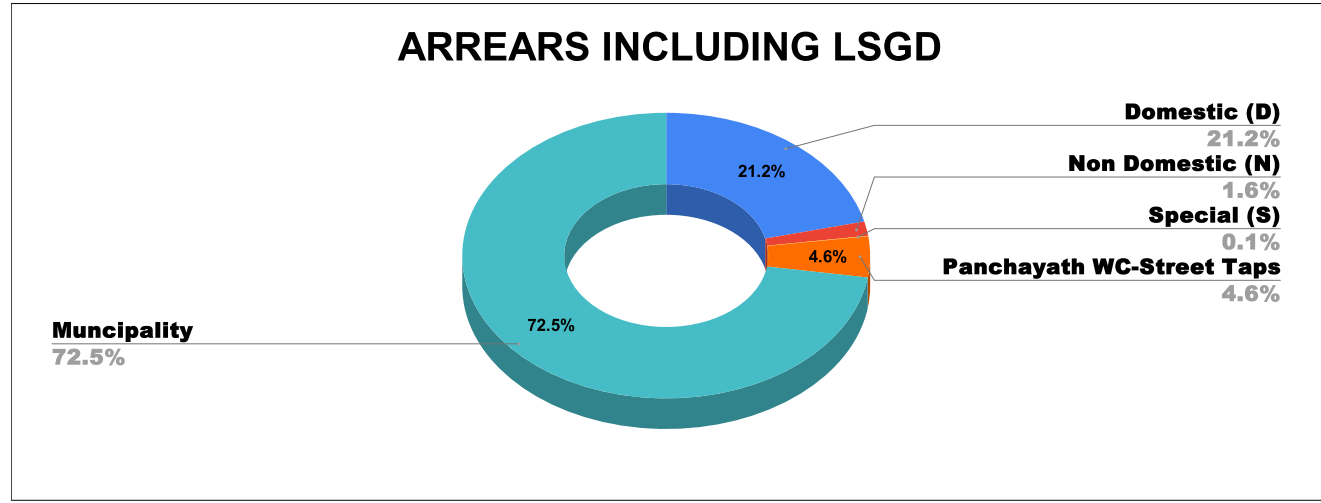
CONNECTIONS AS ON AS ON JULY :	64,192	ARREARS IN CRORE AS ON JULY :	4.16
---------------------------------------	---------------	--------------------------------------	-------------

ARREARS				
STATE GOVERNMENT	CENTRAL GOVERNMENT	PSU	OTHERS	LSGD
2,79,555	1,055	7,973	4,13,23,678	14,05,16,356

ARREAR BREAK UP INCLUDING LSGD



ARREARS INCLUDING LSGD



DOMESTIC	NON DOMESTIC	INDUSTRIAL	SPECIAL	BULK SUPPLY	Panchayath WC-Street Taps	Municipality WC -Street Taps	Corporation WC -Street Taps
3,85,43,430	29,56,543	16,044	96,244	0	84,00,379	13,21,15,977	0

ARREARS WITH OUT LSGD

Special (S)

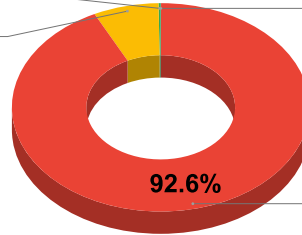
0.2%

Non Domestic (N)

7.1%

Industrial (I)

0.0%



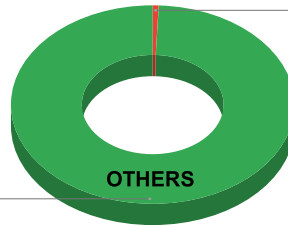
Domestic (D)

92.6%

ARREAR BREAK UP WITH OUT LSGD

State Gov

0.7%



Domestic, Nondomestic and others

99.3%

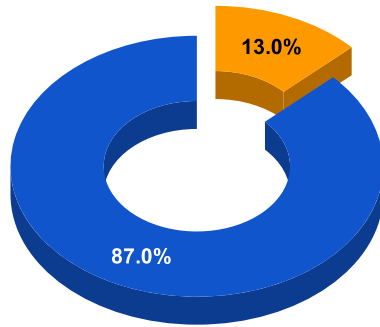
OTHERS

TOP DEFAULTERS OF VATAKARA FOR THE MONTH OF JULY

SL NO	NAME	ARREAR
1	THE SECRETARY, VATAKARA SAHAKARANA ASUPATRI, VATAKARA, .9446160439	4,98,545
2	Rukhiya, 11/nil chettivanveetil thamasikkum then, Payyoli angadi, Payyoli angadi	88,367
3	Saheera a v, 1/nil kallida, payyoli angadi, payyoli angadi	65,270
4	UMMERKUTTI, KUYALIL F/O RAMEES, RIJAS VILLA KUTTOTH, KEEZHAL(P, NEAR KULANGARATH RD. OLD ROUTE 9	59,401
5	KUNHAMMED PULIYULLAIHIL, 381/7 (OLD NO602), PULIYULLATHIL (HO), TALIYIL (PO)	57,917
6	Nasarulla K, 2/182 Kandoth, Palachuvadu, Payyoli Angadi	54,966
7	NABEESA, VELLACHALIL, VALIYA PARAMBATH, NUT STREET, .REVENUE RECOVERY MARKED	54,549

BPL DATA

BPL CONNECTIONS AS % OF TOTAL LIVE CONNECTIONS



● BPL CONNECTIONS ● TOTAL LIVE CONNECTIONS

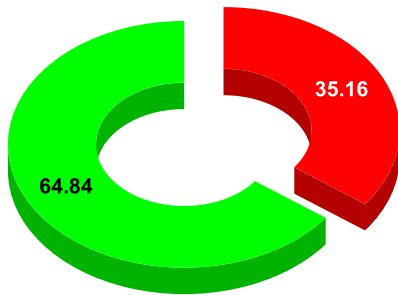
TOTAL NO OF BPL CONNECTIONS

AS ON JULY 2023 11,944

COMPREHENSIVE INDEX

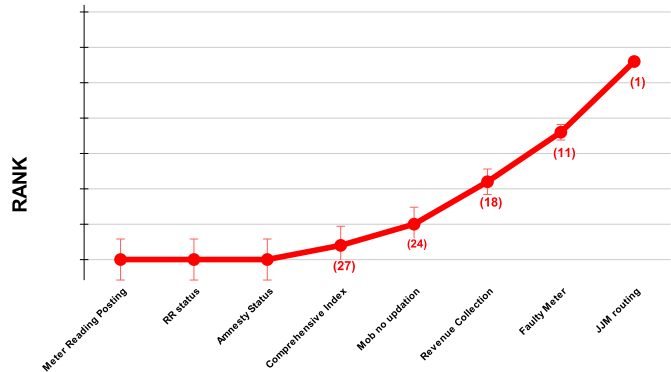
Marks	Total marks	Rank
78.05	100	11

MARKS OBTAINED



● Percent Score to be Achieved ● Percent Score Achieved

DIVISION RANK IN VARIOUS PARAMETERS



Marks	Total marks	Rank
78.05	100	11

COMPREHENSIVE INDEX

REVENUE COLLECTION ACHIEVEMENT

METER READING POSTING

FAULTY METER REPLACEMENT

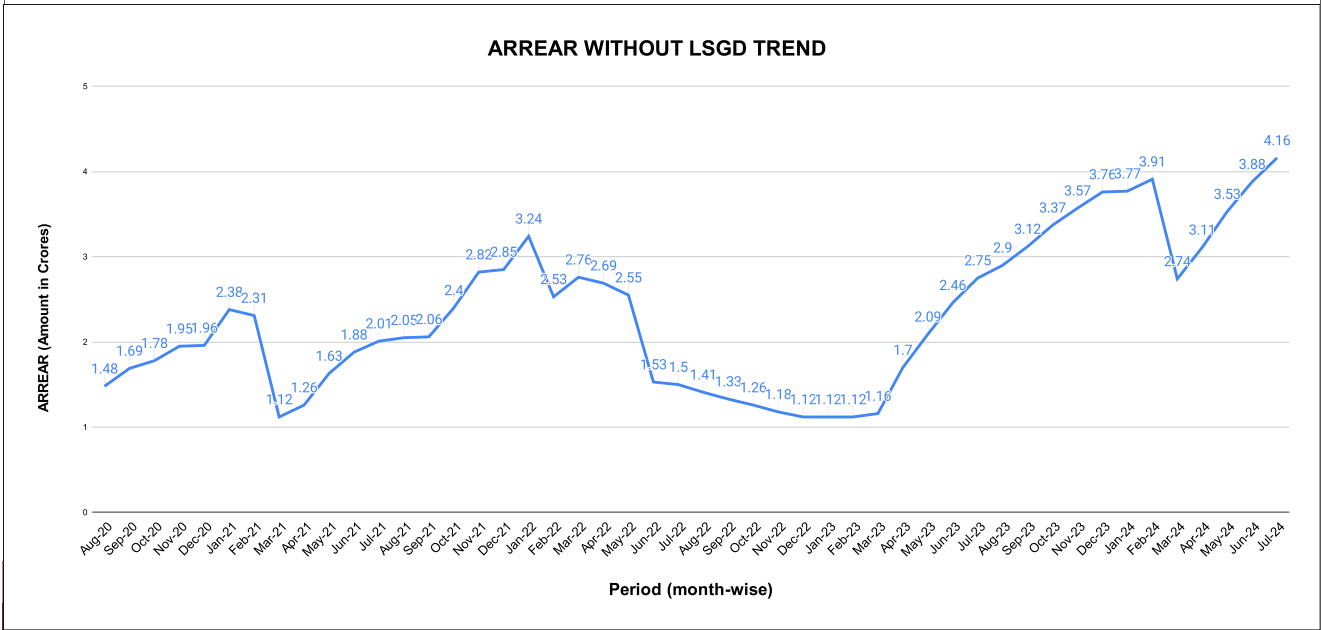
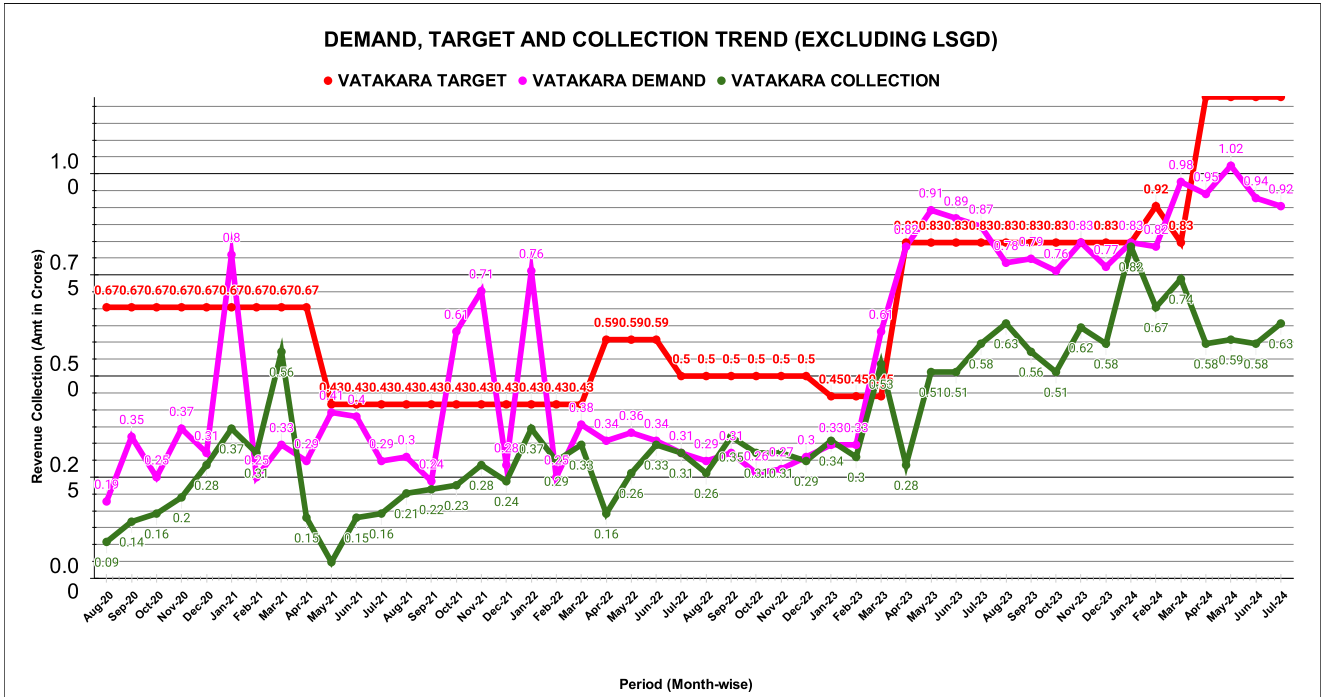
MOBILE NO UPDATION

REVENUE RECOVERY STATUS

JAL JEEVAN MISSION ROUTING

AMNESTY

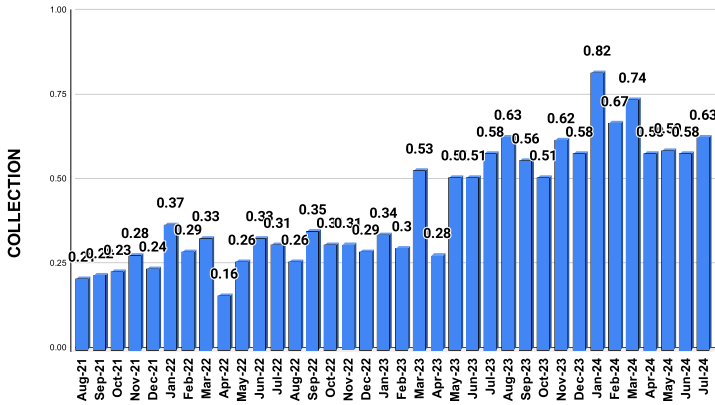
Marks	Total marks	Rank
78.05	100	11
15.95	25	16
15.18	16	23
20.00	20	2
10.00	10	4
0.63	8	20
10.00	10	4
6.29	11	21



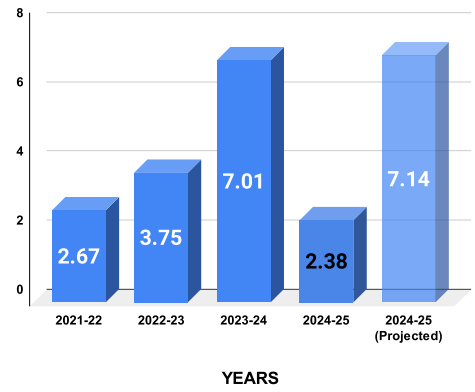
YEAR	April	May	June	July	August	September	October	November	December	January	February	March
2020-21	0.88	12.26	27.37	15.23	21.75	21.57	25.97	26.45	32.79	36.75	44.20	77.01
2021-22	16.09	7.71	14.81	31.30	31.07	25.91	23.07	26.62	31.75	38.23	33.28	57.28
2022-23	15.82	27.04	37.74	31.88	35.13	48.38	34.87	32.53	36.79	44.38	35.28	74.03
2023-24	34.10	41.55	42.47	49.48	57.17	50.90	61.49	60.11	57.92	79.46	75.69	91.53
2024-25	58.29	59.45	58.44	63.19								

YEAR	2020-21	2021-22	2022-23	2023-24	2024-25	2024-25 (Proj)
COLLECTION IN LAKHS	342.24	337.12	453.86	701.86	239.37	718.12

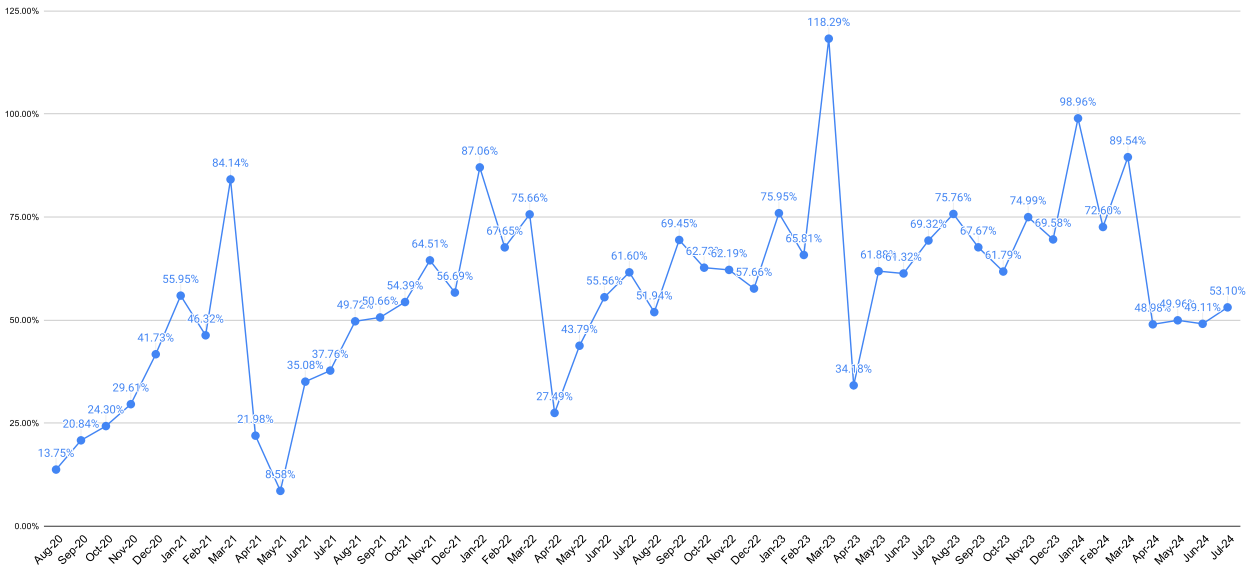
REVENUE COLLECTION TREND



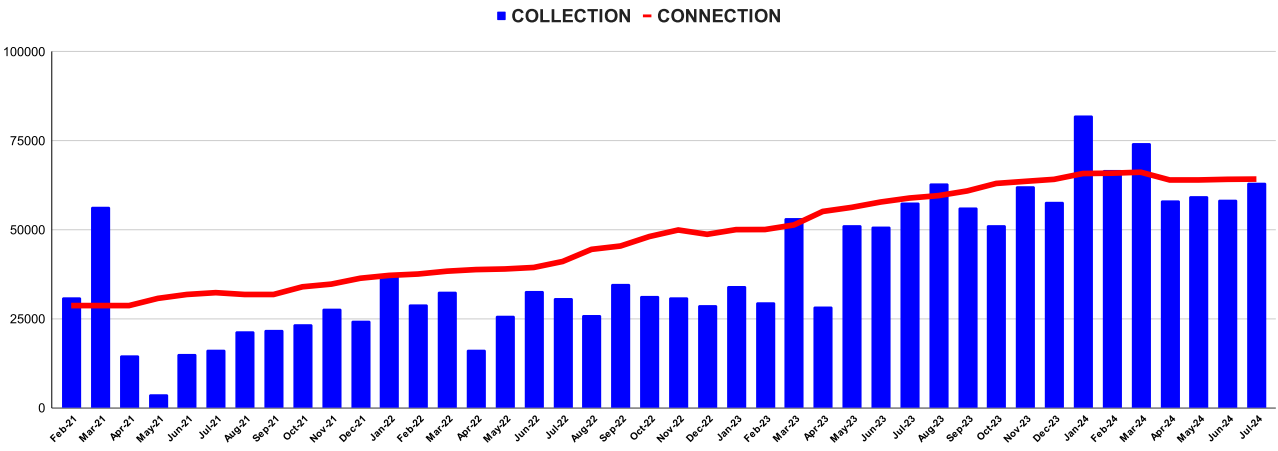
REVENUE COLLECTION FOR LAST 3 YEARS IN CRORES



REVENUE COLLECTION ACHIEVEMENT IN PERCENTAGE



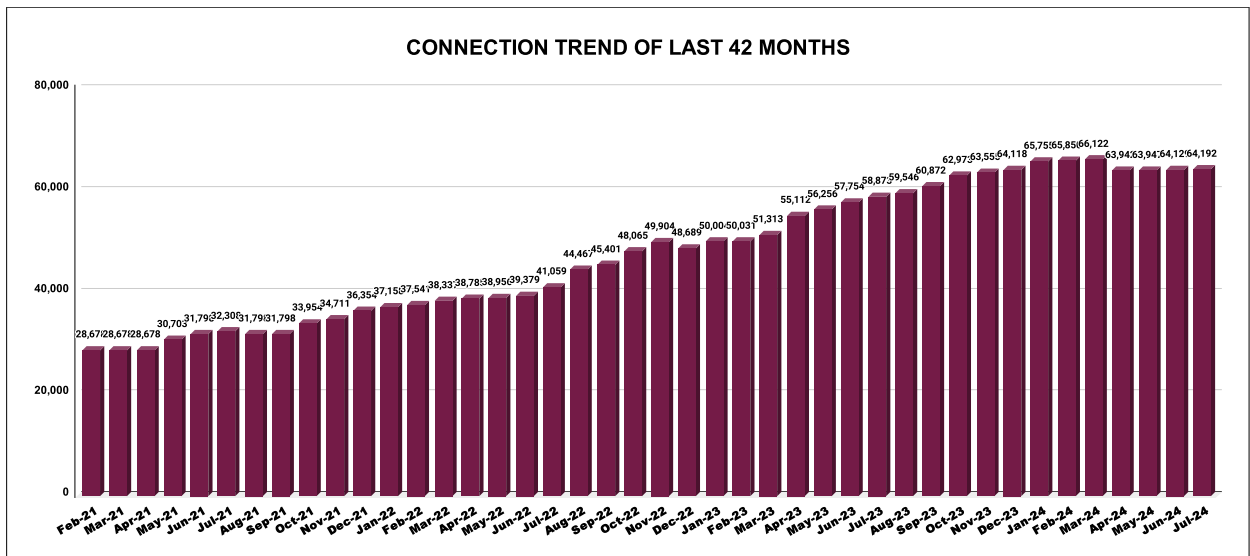
COLLECTIONS VS CONNECTIONS TREND FOR THE LAST 42 MONTHS



CONNECTION OF LAST 52 MONTHS

YEAR	April	May	June	July	August	September	October	November	December	January	February	March
2020-21	22,135	22,274	22,373	22,493	22,532	22,591	22,705	29,224	30,989	33,006	35,344	38,069
2021-22	39,358	39,855	40,762	41,760	43,138	44,267	45,281	46,163	47,073	47,802	48,382	49,123
2022-23	49,299	49,951	51,130	51,985	52,931	53,519	54,302	54,882	49,774	51,782	52,720	53,858
2023-24	55,112	56,256	57,754	58,873	59,546	60,872	62,973	63,555	64,118	65,755	65,850	66,122
2024-25	63,942	63,947	64,129	64,192								

CONNECTION TREND OF LAST 42 MONTHS



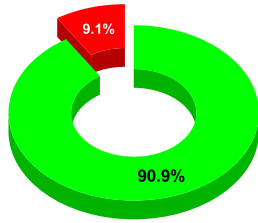
METER READING POSTING

Marks	Total marks	Rank
15.18	16	23

Total No. of Live connection on February	Total No. of readings posted on February	Total Readings of February against 50% Total Live Connections of February 24
62,796	28,544	90.91%
Total No. of Live connection on April	Total No. of readings posted on April	Total Readings of April against 50% Total Live Connections of April 24
62,711	28,014	89.34%
Total No. of Live connection on June	Total No. of readings posted on June	Total Readings of June against 50% Total Live Connections of June 24
63,282	29,359	92.79%

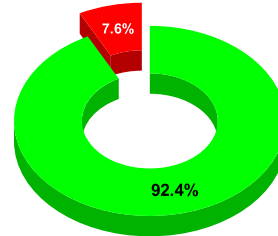
Total No. of Live connection on March	Total No. of readings posted on March	Total Readings of March against 50% Total Live Connections of March 24
63,547	29,371	92.44%
Total No. of Live connection on May	Total No. of readings posted on May	Total Readings of May against 50% Total Live Connections of May 24
63,190	28,468	90.10%
Total No. of Live connection on July	Total No. of readings posted on July	Total Readings of July against 50% Total Live Connections of July 24
63,354	28,839	91.04%

METER READING POSTING % AGAINST NUMBER OF LIVE CONNECTIONS OF FEBRUARY



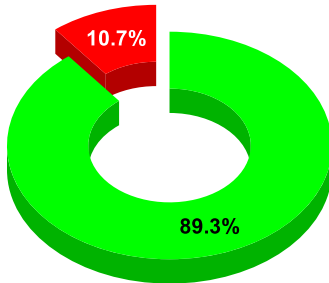
● METER READINGS POSTED ● METER READINGS TO BE POSTED

METER READING POSTING % AGAINST NUMBER OF LIVE CONNECTIONS OF MARCH



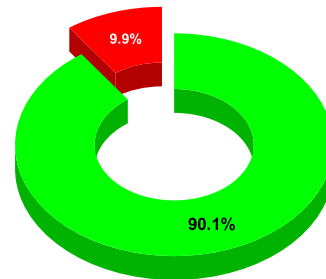
● METER READINGS POSTED ● METER READINGS TO BE POSTED

METER READING POSTING % AGAINST NUMBER OF LIVE CONNECTIONS OF APRIL



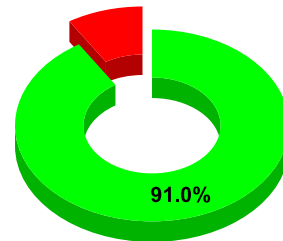
● METER READINGS POSTED ● METER READINGS TO BE POSTED

METER READING POSTING % AGAINST NUMBER OF LIVE CONNECTIONS OF MAY



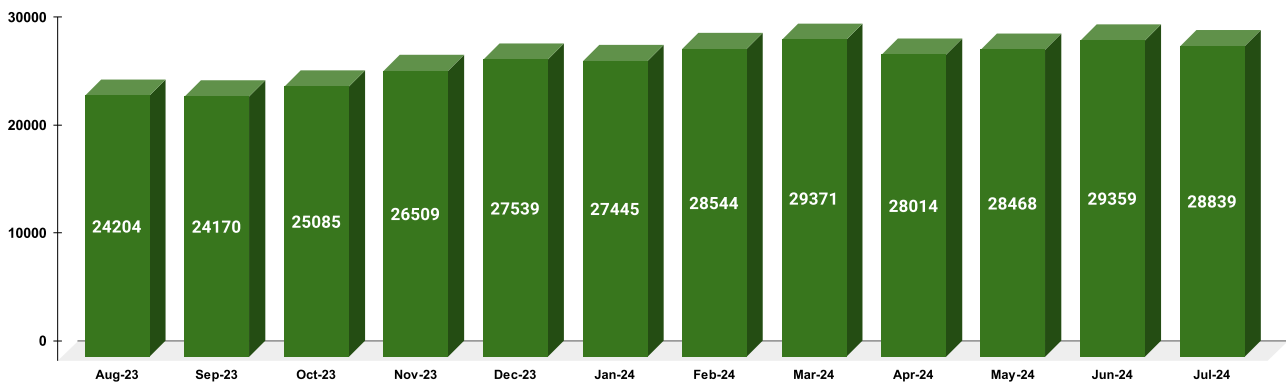
● METER READINGS POSTED ● METER READINGS TO BE POSTED

METER READING POSTING % AGAINST NUMBER OF LIVE CONNECTIONS OF JUNE

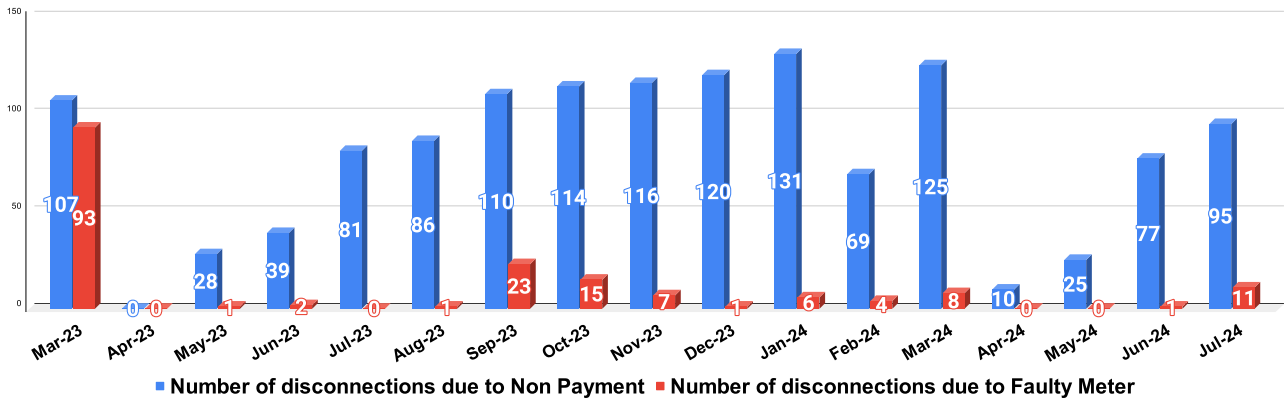


● METER READINGS POSTED ● METER READINGS TO BE POSTED

METER READING POSTED FOR LAST 12 MONTHS



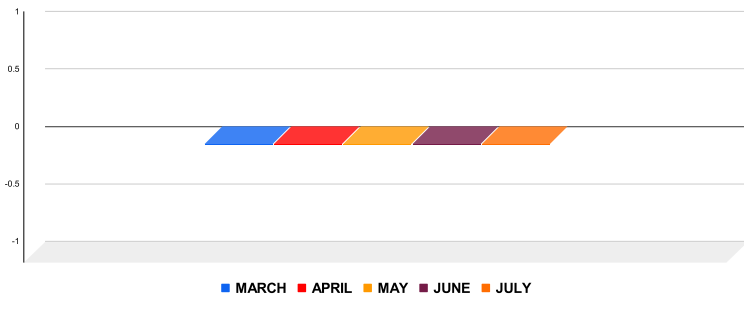
NUMBER OF DISCONNECTIONS DUE TO NON PAYMENT VS DUE TO FAULTY METERS



MOBILE NUMBER UPDATION

Marks	Total marks	Rank
10.00	10	4

MOBILE NUMBER UPDATION PENDING

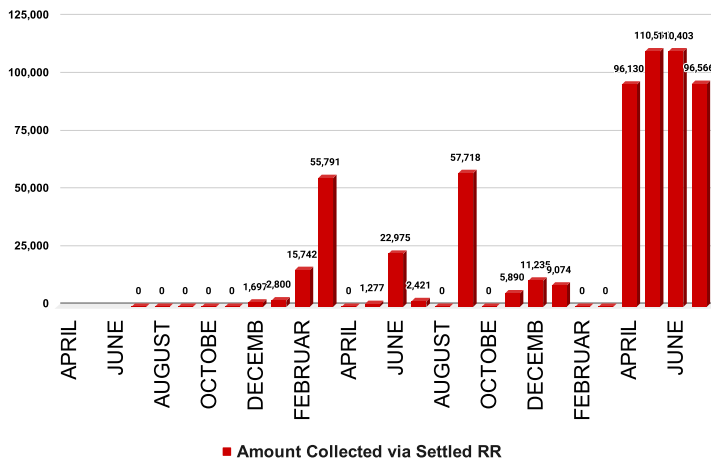


Mobile Number updation pending				
MARCH	APRIL	MAY	JUNE	JULY
0	0	0	0	0

REVENUE RECOVERY STATUS

Marks	Total marks	Rank
0.63	8	20

AMOUNT COLLECTED VIA SETTLED RR OF PREVIOUS MONTHS




MONTH	No of RR Notices Issued	No of RR Proceed	No Of RR Settled	Amount Collected via Settled RR
FEBRUARY	127	47	45	198,140
MARCH	117	40	26	188,002
APRIL	106	16	17	96,130
MAY	46	12	30	110,596
JUNE	56	51	54	110,403
JULY	50	38	59	96,566

JAL JEEVAN MISSION ROUTING


Marks	Total marks	Rank
10.00	10	4

CONNECTIONS ROUTED THROUGH E ABACUS & PENDING TO BE ROUTED AS ON JUNE 2024



Month	Total No of JJM Connection	No of connection routed in e-Abacus	Balance connection to be routed
FEBRUARY			
	454	454	0
MARCH			
	194	194	0
APRIL			
	92	92	0
MAY			
	148	148	0
JUNE			
	318	318	0
JULY			
	20	20	0

CONNECTIONS ROUTED THROUGH E ABACUS & PENDING TO BE ROUTED AS ON JULY 2024



Sources of data	
Revenue Collection Data	DCB based on E-abacus data collected from Divisions and consolidated by RMC
Amnesty Data	Summary of Live data submitted by Revenue Division via Google sheet shared
Meter Reading Data	Data collected from division via google sheets
Faulty Meter Replacement Data	Data collected from division via google sheets
JJM Reading Posting	Data collected from division via google sheets
Moile Number updation Status	Data collected from division via google sheets
Disconnection data	Data collected from division via google sheets
BPL data	Data provided from DBA
Arrear Break up	Govt. Arrear , Central Govt. Arrear as on January based on e-abacus ; LSGD data based on DCB
Total Arrears and Total Connections	Data from DCB
Top Defaulters	Arrear data from E-abacus as on July