



കേരള ജല അതോറിറ്റി

| | | | |
|---------------|------|---|----------|
| NEYYATTINKARA | JULY | Report Generated at 04/09/2024 14:44:42 | Rank -26 |
|---------------|------|---|----------|

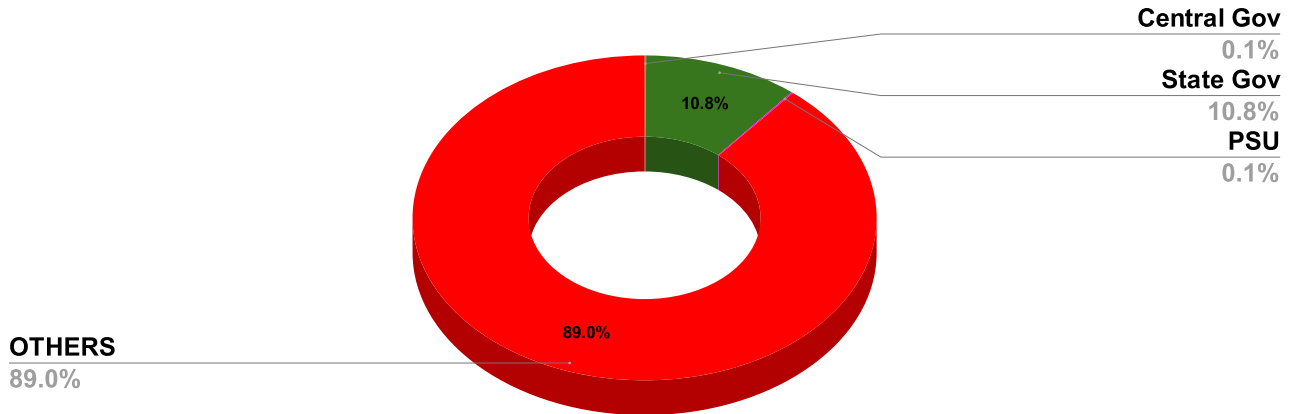
| | |
|-----------------------------------|------------------|
| Name of Executive Engineer | Sri. Jayakumar P |
|-----------------------------------|------------------|

| | |
|--------------------------------|----------------|
| Name of Revenue officer | Sri. Ranjeev s |
|--------------------------------|----------------|

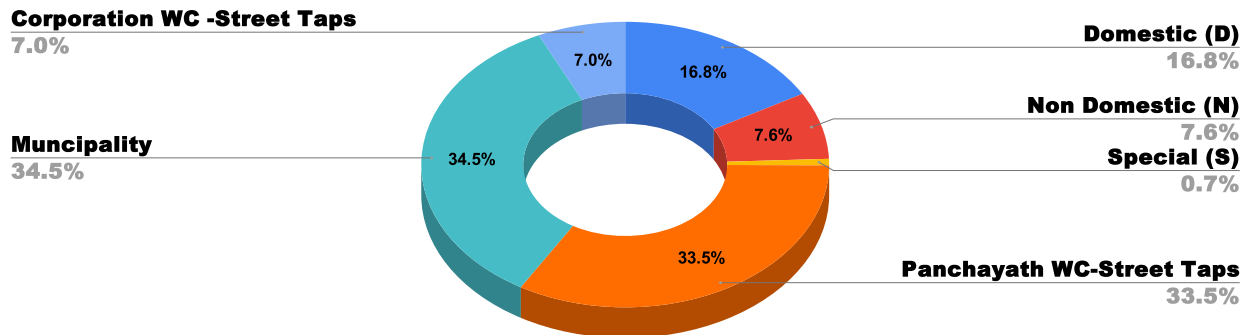
| | | | |
|---------------------------------------|-----------------|--------------------------------------|--------------|
| CONNECTIONS AS ON AS ON JULY : | 1,80,322 | ARREARS IN CRORE AS ON JULY : | 19.34 |
|---------------------------------------|-----------------|--------------------------------------|--------------|

| ARREARS | | | | |
|------------------|--------------------|----------|--------------|--------------|
| STATE GOVERNMENT | CENTRAL GOVERNMENT | PSU | OTHERS | LSGD |
| 2,09,28,026 | 2,09,374 | 2,12,561 | 17,20,80,056 | 57,19,18,527 |

ARREAR BREAK UP INCLUDING LSGD



ARREARS INCLUDING LSGD



| DOMESTIC | NON DOMESTIC | INDUSTRIAL | SPECIAL | BULK SUPPLY | Panchayath WC-Street Taps | Municipality WC -Street Taps | Corporation WC - Street Taps |
|--------------|--------------|------------|-----------|-------------|---------------------------|------------------------------|------------------------------|
| 12,79,05,311 | 5,80,47,816 | 18,42,637 | 56,34,253 | 0 | 25,54,19,833 | 26,32,78,481 | 5,32,20,213 |

ARREARS WITH OUT LSGD

Special (S)

2.9%

Non Domestic (N)

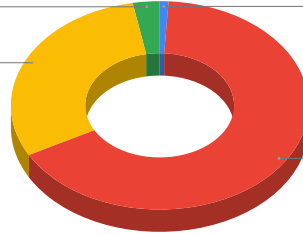
30.0%

Industrial (I)

1.0%

Domestic (D)

66.1%



ARREAR BREAK UP WITH OUT LSGD

State Gov

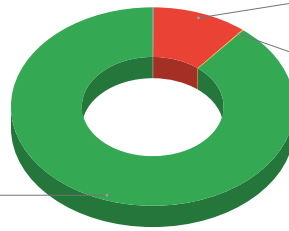
10.8%

PSU

0.1%

Domestic, Nondomestic and others

89.0%

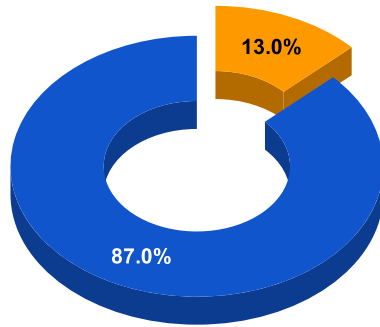


TOP DEFAULTERS OF NEYYATTINKARA FOR THE MONTH OF JULY

| SL NO | NAME | ARREAR |
|-------|---|-----------|
| 1 | THE HEAD MASTER, GOVT H.S, PERUMPAZHUTHOOR, 9349993985 | 23,28,533 |
| 2 | THE COMMISSIONER, MUNICIPAL MARKET, MUNICIPAL COUNCIL LODGE, NEYYATTINKARA | 19,46,527 |
| 3 | THE SECREATARY, CORPORATION, 0471 2320821, THIRUVANANTHAPURAM, RAY OFFICE CO OPERATION BUILDING II nd F | 17,75,427 |
| 4 | THE HEADMASTER, GOVT G.H.S., PARASSALA, | 16,17,981 |
| 5 | SREEDHARA PANIKER, MELVILAKATHU VEEDU, THEVARAVILA, 9495391006 | 14,22,704 |
| 6 | M. GOPI, INDIRA INDUSTRIES, PARASSALA, . | 12,15,325 |
| 7 | MONIMON, VASANTHA BHAVAN 8921335454, NELLIKKAKUZHI, KANJIRAMKULAM | 11,35,497 |
| 8 | THE HEAD MASTER, GOVT LPS KAZHIVOOR, KP 5/449, KAZHIVOOR,04712266550 | 10,45,460 |
| 9 | THE HEADMASTER, G.H.S ANAVOOR, KUNNATHUKAL, . | 9,82,709 |
| 10 | THE PRESIDENT, KARICHAL, MAHILA SAMAJAM, | 9,82,064 |

BPL DATA

BPL CONNECTIONS AS % OF TOTAL LIVE CONNECTIONS



● BPL CONNECTIONS ● TOTAL LIVE CONNECTIONS

TOTAL NO OF BPL CONNECTIONS

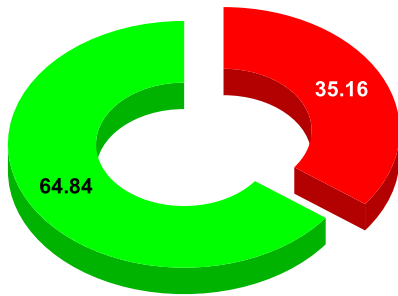
AS ON JULY 2023

22,498

COMPREHENSIVE INDEX

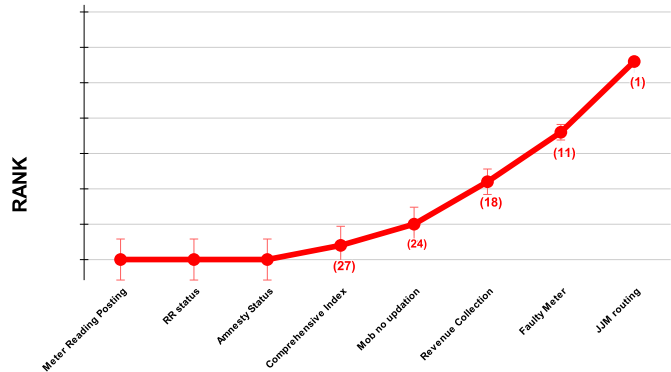
| Marks | Total marks | Rank |
|-------|-------------|------|
| 65.58 | 100 | 26 |

MARKS OBTAINED



● Percent Score to be Achieved ● Percent Score Achieved

DIVISION RANK IN VARIOUS PARAMETERS



| Marks | Total marks | Rank |
|-------|-------------|------|
| 65.58 | 100 | 26 |

COMPREHENSIVE INDEX

REVENUE COLLECTION ACHIEVEMENT

METER READING POSTING

FAULTY METER REPLACEMENT

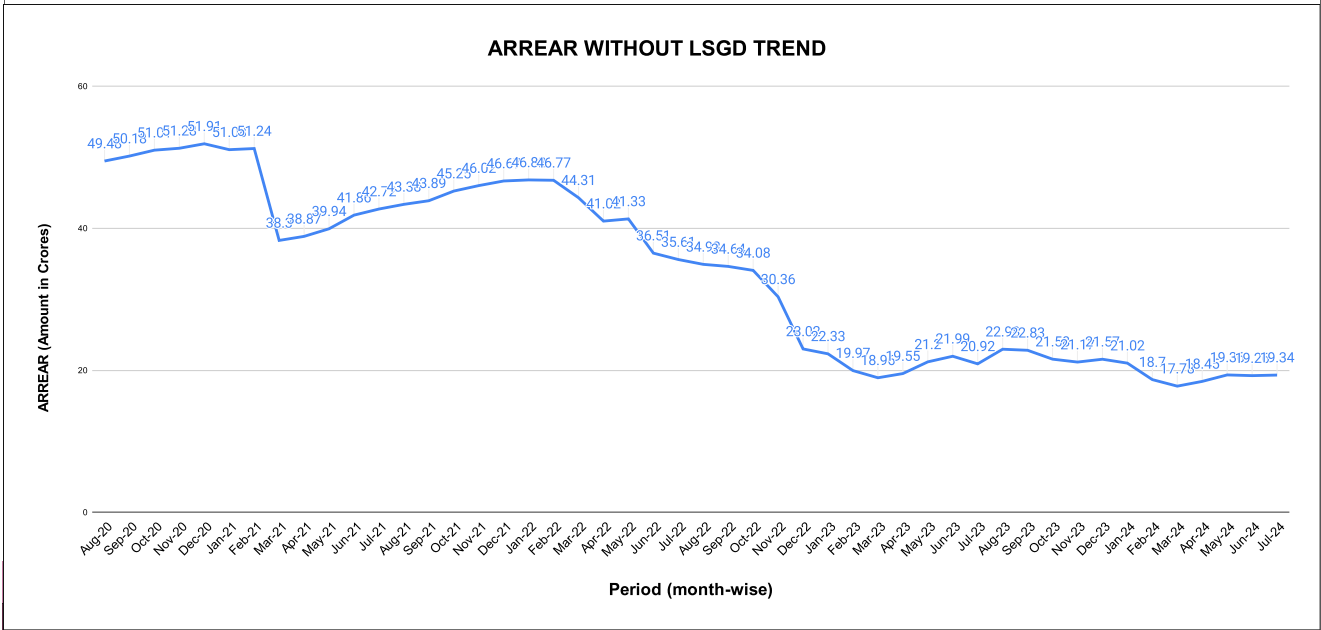
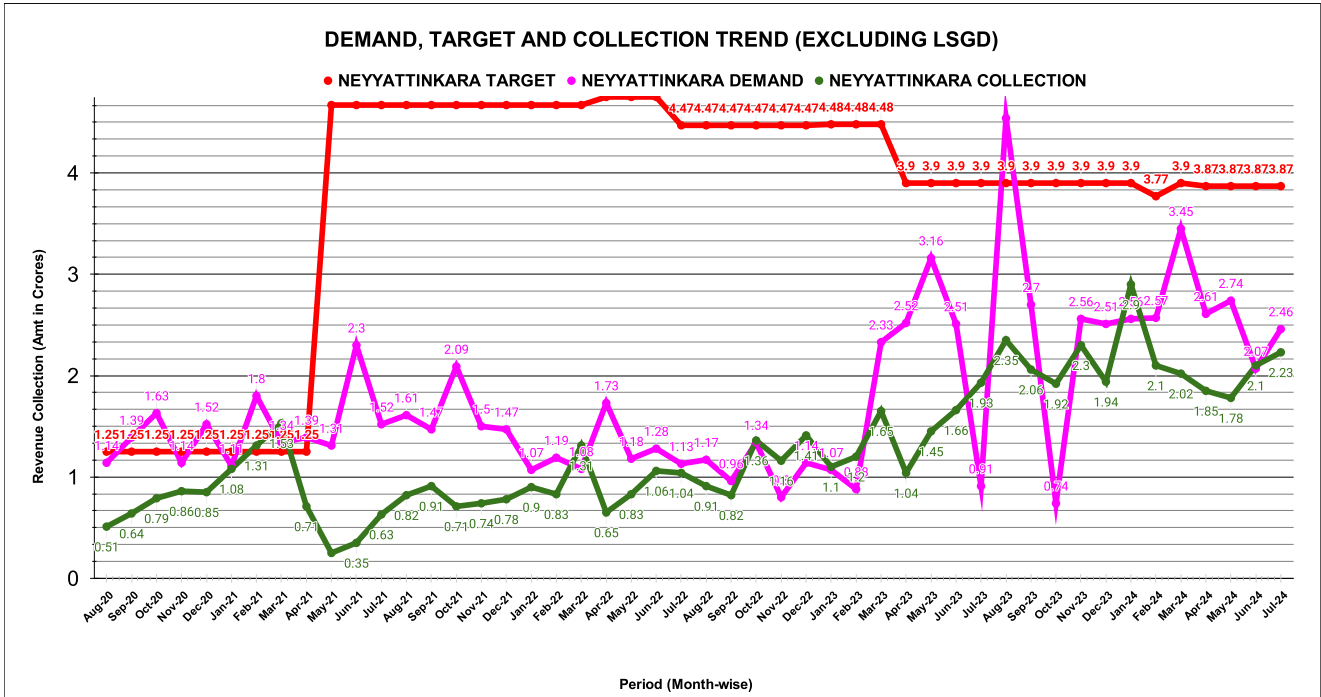
MOBILE NO UPDATION

REVENUE RECOVERY STATUS

JAL JEEVAN MISSION ROUTING

AMNESTY

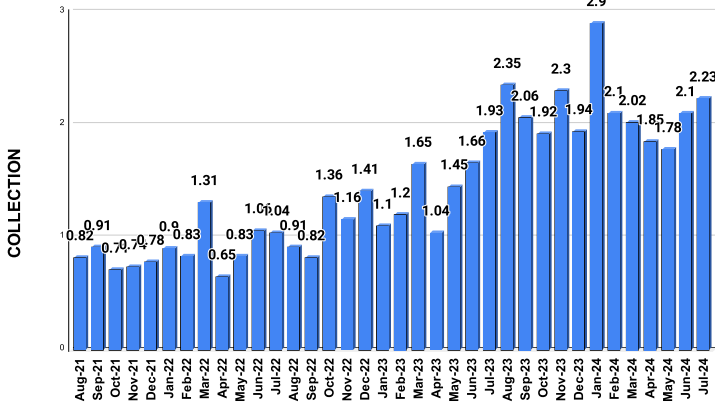
| Marks | Total marks | Rank |
|-------|-------------|------|
| 65.58 | 100 | 26 |
| 13.97 | 25 | 21 |
| 14.69 | 16 | 25 |
| 11.93 | 20 | 24 |
| 10.00 | 10 | 16 |
| 0.02 | 8 | 28 |
| 9.98 | 10 | 21 |
| 4.98 | 11 | 26 |



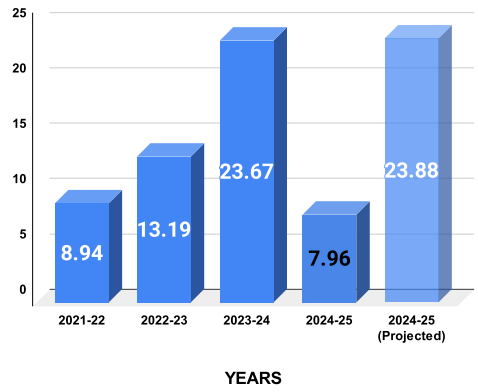
| YEAR | April | May | June | July | August | September | October | November | December | January | February | March |
|---------|--------|--------|--------|--------|--------|-----------|---------|----------|----------|---------|----------|-------|
| 2020-21 | 0.88 | 12.26 | 27.37 | 15.23 | 21.75 | 21.57 | 25.97 | 26.45 | 32.79 | 36.75 | 44.20 | 77.01 |
| 2021-22 | 16.09 | 7.71 | 14.81 | 31.30 | 31.07 | 25.91 | 23.07 | 26.62 | 31.75 | 38.23 | 33.28 | 57.28 |
| 2022-23 | 15.82 | 27.04 | 37.74 | 31.88 | 35.13 | 48.38 | 34.87 | 32.53 | 36.79 | 44.38 | 35.28 | 74.03 |
| 2023-24 | 34.10 | 41.55 | 42.47 | 49.48 | 57.17 | 50.90 | 61.49 | 60.11 | 57.92 | 79.46 | 75.69 | 91.53 |
| 2024-25 | 185.44 | 177.58 | 209.72 | 223.22 | | | | | | | | |

| YEAR | 2020-21 | 2021-22 | 2022-23 | 2023-24 | 2024-25 | 2024-25 (Proj) |
|---------------------|---------|---------|---------|---------|---------|----------------|
| COLLECTION IN LAKHS | 342.24 | 337.12 | 453.86 | 701.86 | 795.96 | 2,387.88 |

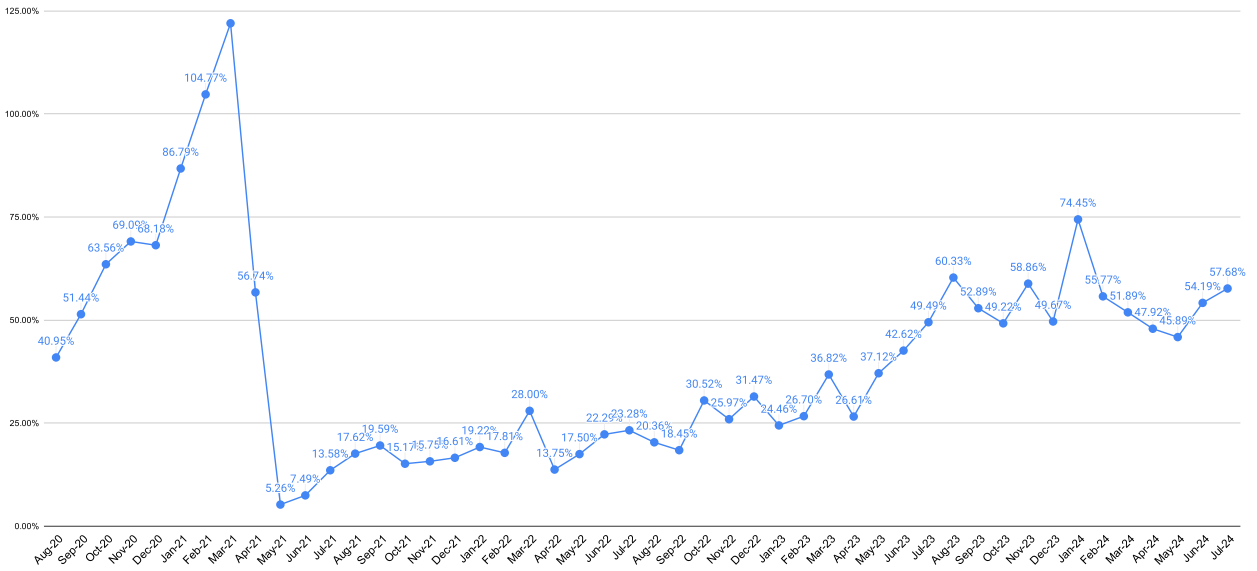
REVENUE COLLECTION TREND



REVENUE COLLECTION FOR LAST 3 YEARS IN CRORES

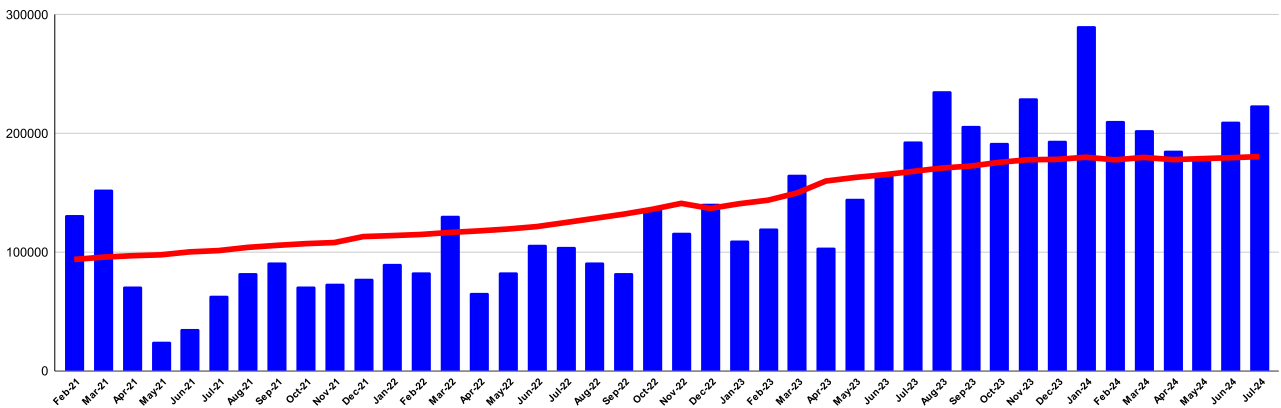


REVENUE COLLECTION ACHIEVEMENT IN PERCENTAGE



COLLECTIONS VS CONNECTIONS TREND FOR THE LAST 42 MONTHS

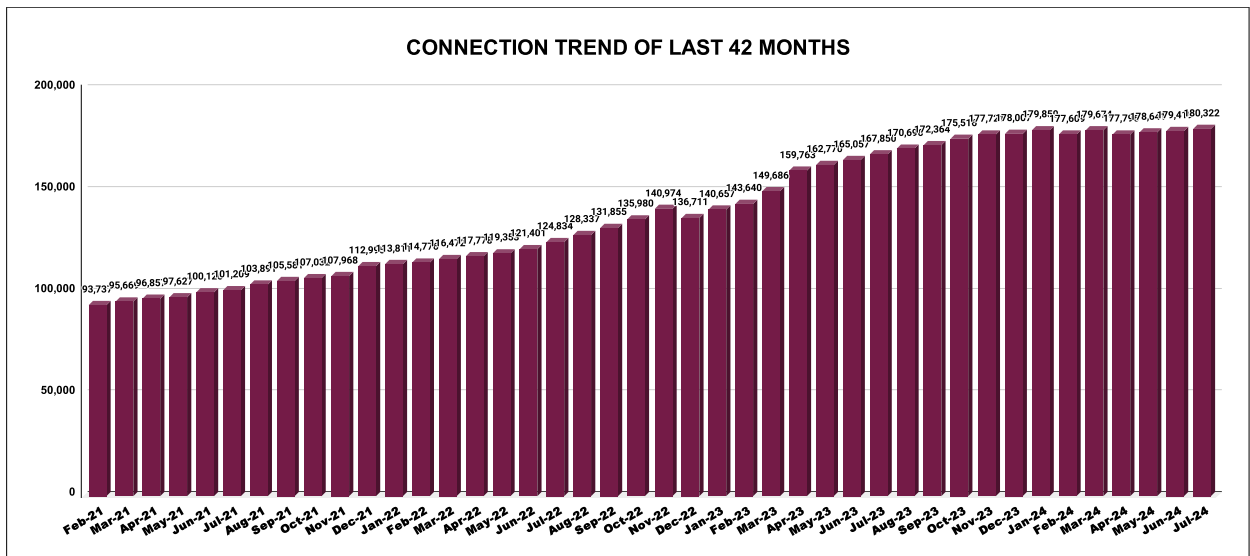
■ COLLECTION - CONNECTION



CONNECTION OF LAST 52 MONTHS

| YEAR | April | May | June | July | August | September | October | November | December | January | February | March |
|---------|----------|----------|----------|----------|----------|-----------|----------|----------|----------|----------|----------|----------|
| 2020-21 | 22,135 | 22,274 | 22,373 | 22,493 | 22,532 | 22,591 | 22,705 | 29,224 | 30,989 | 33,006 | 35,344 | 38,069 |
| 2021-22 | 39,358 | 39,855 | 40,762 | 41,760 | 43,138 | 44,267 | 45,281 | 46,163 | 47,073 | 47,802 | 48,382 | 49,123 |
| 2022-23 | 49,299 | 49,951 | 51,130 | 51,985 | 52,931 | 53,519 | 54,302 | 54,882 | 49,774 | 51,782 | 52,720 | 53,858 |
| 2023-24 | 1,59,763 | 1,62,770 | 1,65,057 | 1,67,850 | 1,70,696 | 1,72,364 | 1,75,516 | 1,77,721 | 1,78,007 | 1,79,850 | 1,77,609 | 1,79,674 |
| 2024-25 | 1,77,796 | 1,78,641 | 1,79,419 | 1,80,322 | | | | | | | | |

CONNECTION TREND OF LAST 42 MONTHS



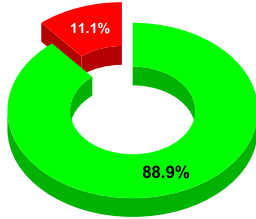
METER READING POSTING

| Marks | Total marks | Rank |
|-------|-------------|------|
| 14.69 | 16 | 25 |

| Total No. of Live connection on February | Total No. of readings posted on February | Total Readings of February against 50% Total Live Connections of February 24 |
|--|--|--|
| 187,986 | 83,524 | 88.86% |
| Total No. of Live connection on April | Total No. of readings posted on April | Total Readings of April against 50% Total Live Connections of April 24 |
| 175,580 | 80,748 | 91.98% |
| Total No. of Live connection on June | Total No. of readings posted on June | Total Readings of June against 50% Total Live Connections of June 24 |
| 175,897 | 85,843 | 97.61% |

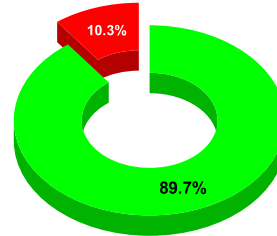
| Total No. of Live connection on March | Total No. of readings posted on March | Total Readings of March against 50% Total Live Connections of March 24 |
|---------------------------------------|---------------------------------------|--|
| 191,587 | 85,955 | 89.73% |
| Total No. of Live connection on May | Total No. of readings posted on May | Total Readings of May against 50% Total Live Connections of May 24 |
| 176,088 | 86,371 | 98.10% |
| Total No. of Live connection on July | Total No. of readings posted on July | Total Readings of July against 50% Total Live Connections of July 24 |
| 179,355 | 88,232 | 98.39% |

METER READING POSTING % AGAINST NUMBER OF LIVE CONNECTIONS OF FEBRUARY



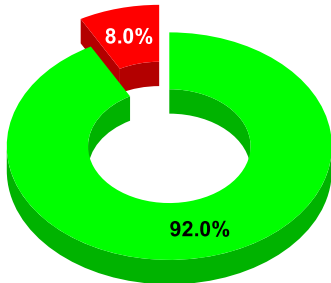
● METER READINGS POSTED ● METER READINGS TO BE POSTED

METER READING POSTING % AGAINST NUMBER OF LIVE CONNECTIONS OF MARCH



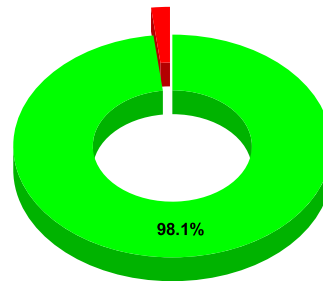
● METER READINGS POSTED ● METER READINGS TO BE POSTED

METER READING POSTING % AGAINST NUMBER OF LIVE CONNECTIONS OF APRIL



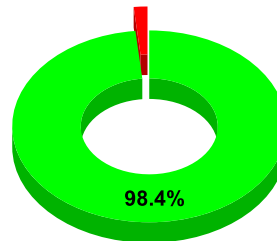
● METER READINGS POSTED ● METER READINGS TO BE POSTED

METER READING POSTING % AGAINST NUMBER OF LIVE CONNECTIONS OF MAY



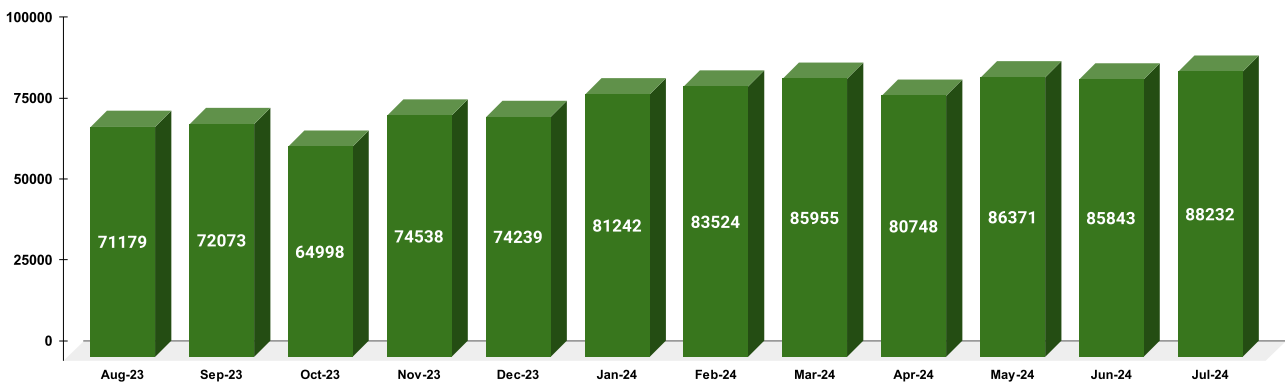
● METER READINGS POSTED ● METER READINGS TO BE POSTED

METER READING POSTING % AGAINST NUMBER OF LIVE CONNECTIONS OF JUNE

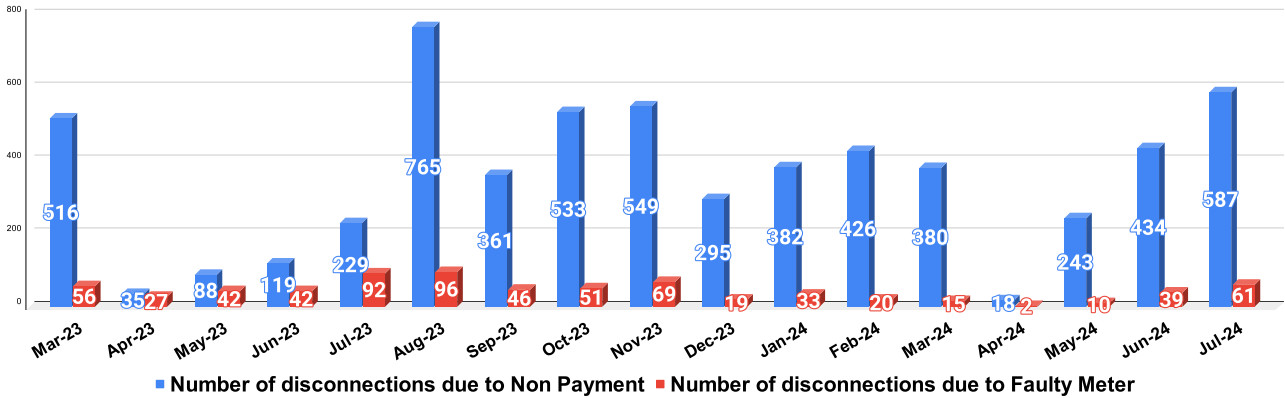


● METER READINGS POSTED ● METER READINGS TO BE POSTED

METER READING POSTED FOR LAST 12 MONTHS



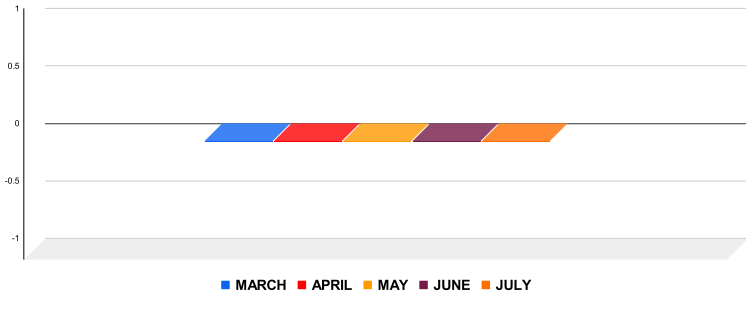
NUMBER OF DISCONNECTIONS DUE TO NON PAYMENT VS DUE TO FAULTY METERS



MOBILE NUMBER UPDATION

| Marks | Total marks | Rank |
|-------|-------------|------|
| 10.00 | 10 | 16 |

MOBILE NUMBER UPDATION PENDING



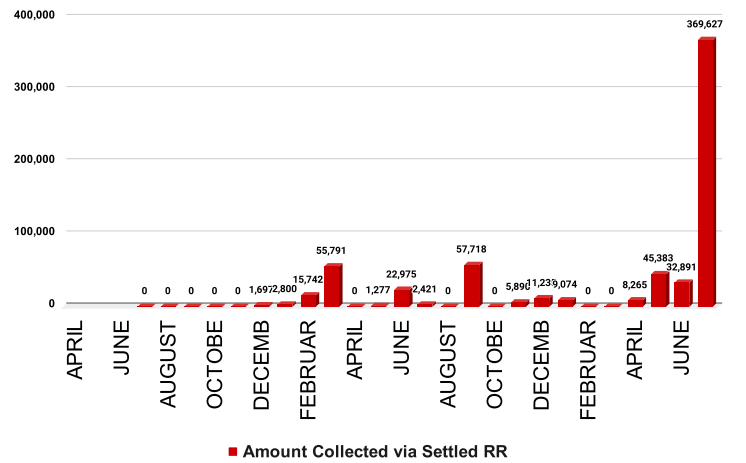
Mobile Number updation pending

| MARCH | APRIL | MAY | JUNE | JULY |
|-------|-------|-----|------|------|
| 0 | 0 | 0 | 0 | 0 |

REVENUE RECOVERY STATUS

| Marks | Total marks | Rank |
|-------|-------------|------|
| 0.02 | 8 | 28 |

AMOUNT COLLECTED VIA SETTLED RR OF PREVIOUS MONTHS

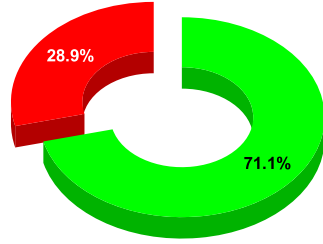


| MONTH | No of RR Notices Issued | No of RR Proceed | No Of RR Settled | Amount Collected via Settled RR |
|----------|-------------------------|------------------|------------------|---------------------------------|
| FEBRUARY | 284 | 7 | 2 | 4,636 |
| MARCH | 136 | 0 | 5 | 39,433 |
| APRIL | 304 | 104 | 14 | 8,265 |
| MAY | 168 | 171 | 18 | 45,383 |
| JUNE | 331 | 64 | 3 | 32,891 |
| JULY | 197 | 176 | 27 | 369,627 |

JAL JEEVAN MISSION ROUTING

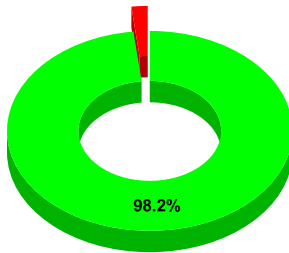
| Marks | Total marks | Rank |
|-------|-------------|------|
| 9.98 | 10 | 21 |

CONNECTIONS ROUTED THROUGH E ABACUS & PENDING TO BE ROUTED AS ON JUNE 2024



● No of connection routed in e-Abacus ● Balance connection to be routed

CONNECTIONS ROUTED THROUGH E ABACUS & PENDING TO BE ROUTED AS ON JULY 2024



● No of connection routed in e-Abacus ● Balance connection to be routed

| Month | Total No of JJM Connection | No of connection routed in e-Abacus | Balance connection to be routed |
|----------|----------------------------|-------------------------------------|---------------------------------|
| FEBRUARY | 55,502 | 46,315 | 9,187 |
| MARCH | 53,133 | 53,047 | 86 |
| APRIL | 37,384 | 25,904 | 11,480 |
| MAY | 37,590 | 26,604 | 10,986 |
| JUNE | 37,831 | 26,897 | 10,934 |
| JULY | 38,008 | 37,314 | 694 |

Sources of data

| | |
|-------------------------------------|--|
| Revenue Collection Data | DCB based on E-abacus data collected from Divisions and consolidated by RMC |
| Amnesty Data | Summary of Live data submitted by Revenue Division via Google sheet shared |
| Meter Reading Data | Data collected from division via google sheets |
| Faulty Meter Replacement Data | Data collected from division via google sheets |
| JJM Reading Posting | Data collected from division via google sheets |
| Moile Number updation Status | Data collected from division via google sheets |
| Disconnection data | Data collected from division via google sheets |
| BPL data | Data provided from DBA |
| Arrear Break up | Govt. Arrear , Central Govt. Arrear as on January based on e-abacus ; LSGD data based on DCB |
| Total Arrears and Total Connections | Data from DCB |
| Top Defaulters | Arrear data from E-abacus as on July |