



കേരള ജല അതോറിറ്റി

THRISSUR	JULY	Report Generated at 04/09/2024 14:47:33	Rank -21
-----------------	------	---	-----------------

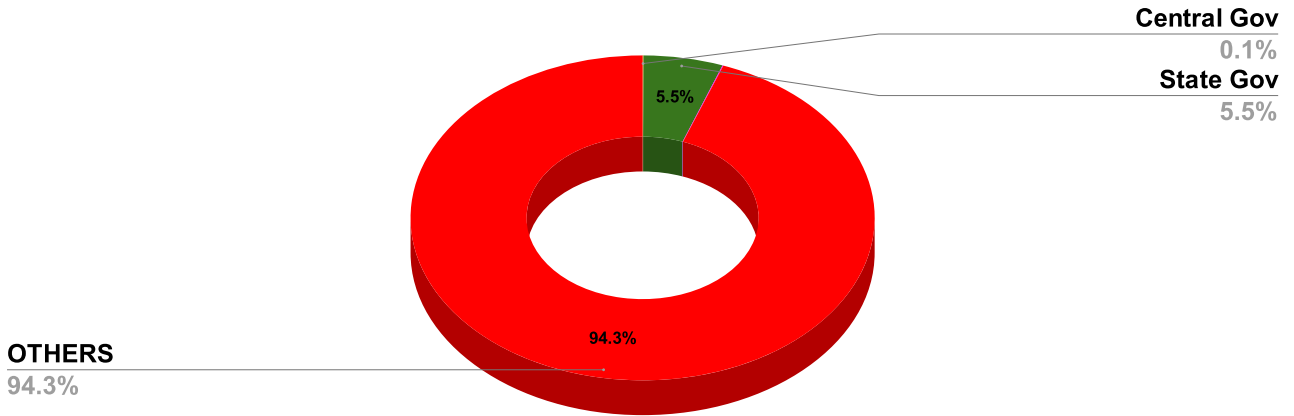
Name of Executive Engineer	Smt.Rekha.P.Nair
-----------------------------------	------------------

Name of Revenue officer	Smt. Ambily.M.K
--------------------------------	-----------------

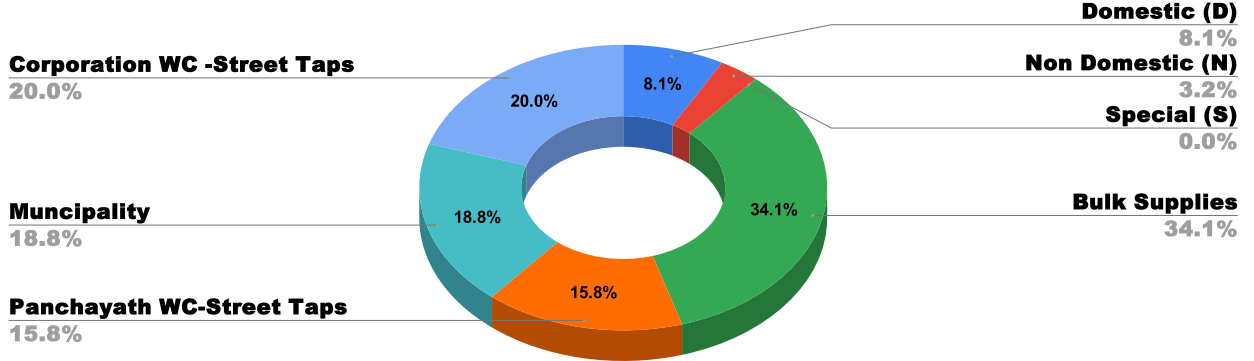
CONNECTIONS AS ON AS ON JULY :	1,31,013	ARREARS IN CRORE AS ON JULY :	45.69
---------------------------------------	-----------------	--------------------------------------	--------------

ARREARS				
STATE GOVERNMENT	CENTRAL GOVERNMENT	PSU	OTHERS	LSGD
2,52,75,188	3,13,424	2,75,436	43,10,47,778	55,07,13,625

ARREAR BREAK UP INCLUDING LSGD

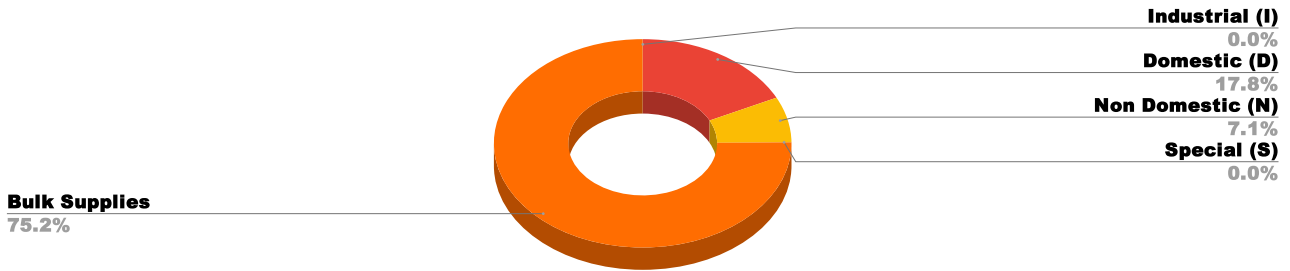


ARREARS INCLUDING LSGD

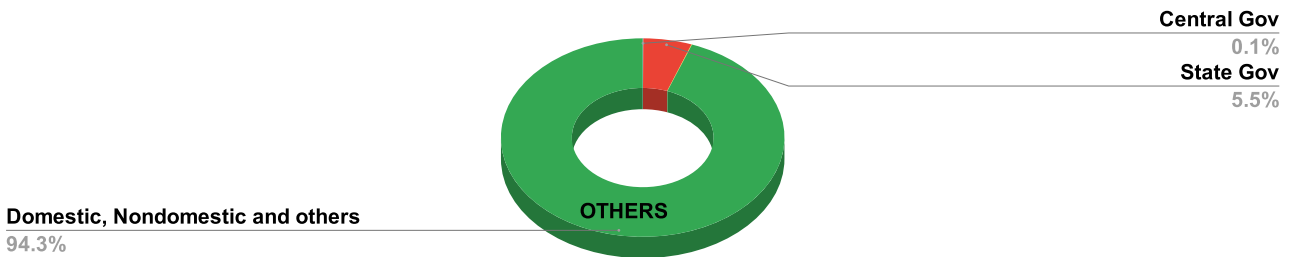


DOMESTIC	NON DOMESTIC	INDUSTRIAL	SPECIAL	BULK SUPPLY	Panchayath WC-Street Taps	Municipality WC -Street Taps	Corporation WC - Street Taps
8,11,40,317	3,22,38,304	1,08,300	6,888	34,34,18,017	15,89,96,485	18,99,14,698	20,18,02,442

ARREARS WITH OUT LSGD



ARREAR BREAK UP WITH OUT LSGD

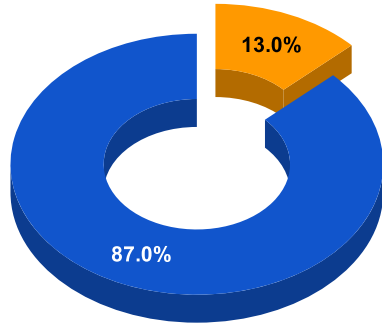


TOP DEFAULTERS OF THRISSUR FOR THE MONTH OF JULY

SL NO	NAME	ARREAR
1	THE COLLECTOR, CIVIL STATION, AYYANTHOLE,	1,17,99,903
2	THE PRINCIPAL,,GOVT. MEDICAL COLLEGE, MULAMKUNNATHUKAVU, KILLANNUR, .	32,55,583
3	THE ASST.EXE.ENGG.,BLDG SUB DIVISION, PWD, CHEMBUKAVU, Thrissur,	29,51,989
4	DEPUTY COMMANDANT, DISTRICT ARMED RESERVE POLICE, THRISSUR, 680631	17,76,237
5	SEC.,THRISSUR CORPORATION, U G FLAT, ANAPPARA, IX/522/III	13,10,662
6	THE MUNCIPAL SECRETARY, GURUVAYOOR MUNICIPALITY TOWN SHIP REST H, WEST NADA GURUVAYOOR,	8,69,739
7	THE MUNICIPAL SECRETARY, GURUVAYUR MUNICIPALITY COMFORT STATION, EAST NADA GURUVAYUR,	5,75,051
8	DEENA, 14/212,MADATHILPARAMBIL, NEHRU ROAD, THOYAKKAVU	5,38,130
9	VASANTHA, 14/239,PADIYATH HOUSE, NEHRU MEMORIAL ROAD, THOYAKKAVU	5,37,264
10	TH EPRINCIPAL, AMRITH AVIDYALAYAM, PANCHIKKAL JUNCTION, AYYANTHOLE	4,64,947

BPL DATA

BPL CONNECTIONS AS % OF TOTAL LIVE CONNECTIONS

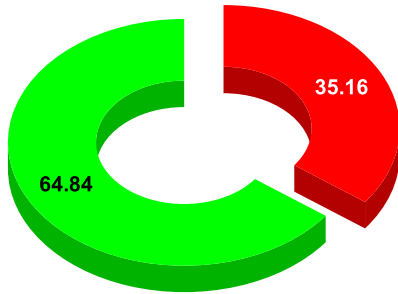


● BPL CONNECTIONS ● TOTAL LIVE CONNECTIONS

TOTAL NO OF BPL CONNECTIONS	
AS ON JULY 2023	20,251

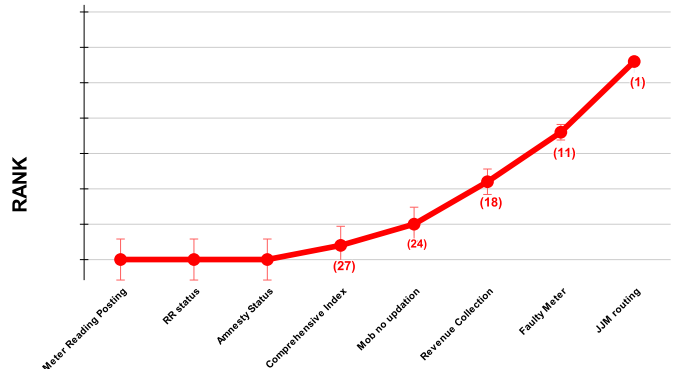
COMPREHENSIVE INDEX	Marks	Total marks	Rank
	69.97	100	21

MARKS OBTAINED

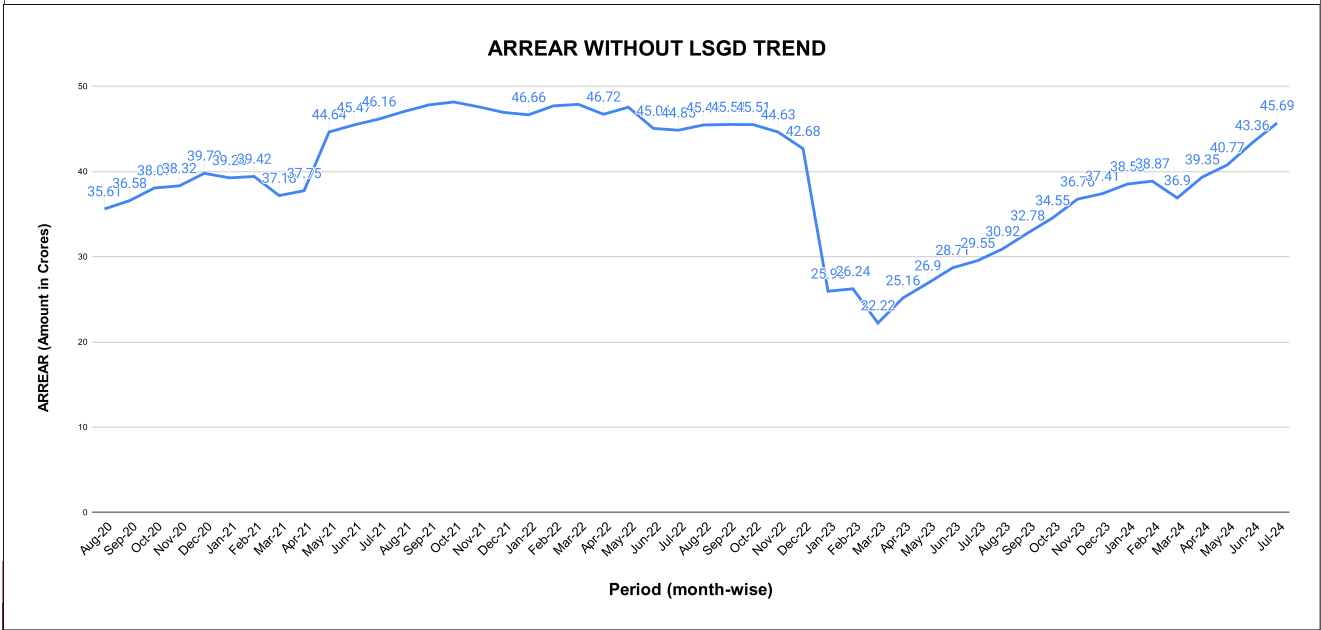
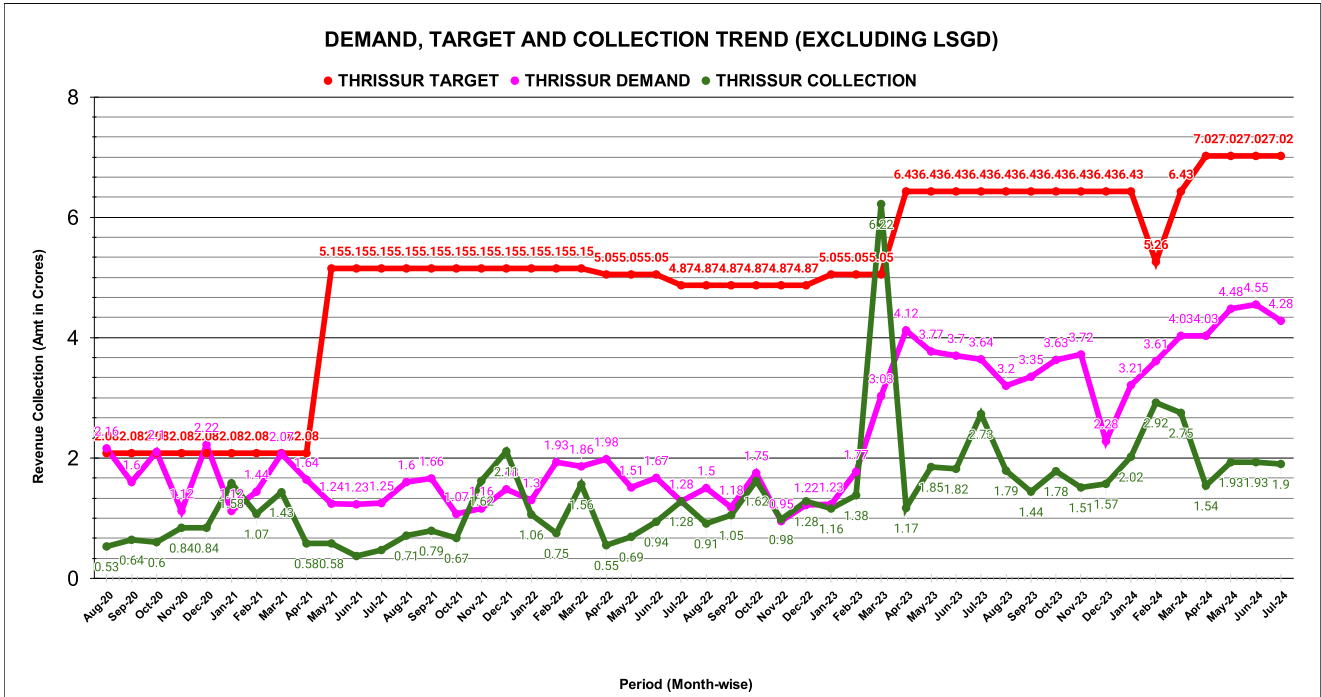


● Percent Score to be Achieved ● Percent Score Achieved

DIVISION RANK IN VARIOUS PARAMETERS



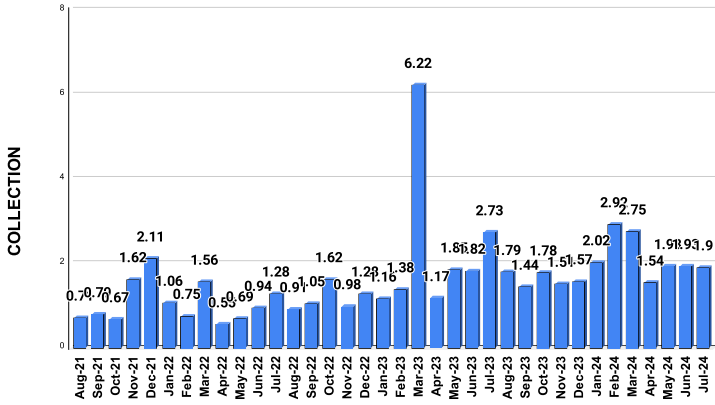
	Marks	Total marks	Rank
<u>COMPREHENSIVE INDEX</u>	69.97	100	21
<u>REVENUE COLLECTION ACHIEVEMENT</u>	9.31	25	29
<u>METER READING POSTING</u>	14.59	16	27
<u>FAULTY METER REPLACEMENT</u>	13.99	20	15
<u>MOBILE NO UPDATION</u>	10.00	10	9
<u>REVENUE RECOVERY STATUS</u>	2.60	8	8
<u>JAL JEEVAN MISSION ROUTING</u>	10.00	10	8
<u>AMNESTY</u>	9.48	11	3



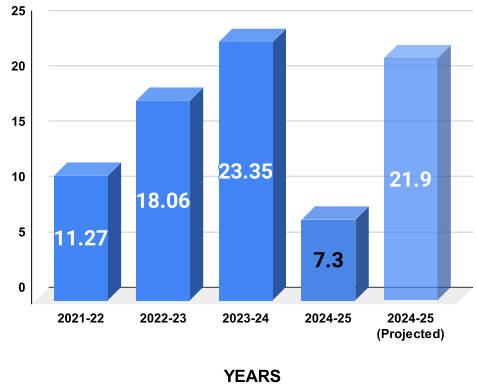
YEAR	April	May	June	July	August	September	October	November	December	January	February	March
2020-21	0.88	12.26	27.37	15.23	21.75	21.57	25.97	26.45	32.79	36.75	44.20	77.01
2021-22	16.09	7.71	14.81	31.30	31.07	25.91	23.07	26.62	31.75	38.23	33.28	57.28
2022-23	15.82	27.04	37.74	31.88	35.13	48.38	34.87	32.53	36.79	44.38	35.28	74.03
2023-24	34.10	41.55	42.47	49.48	57.17	50.90	61.49	60.11	57.92	79.46	75.69	91.53
2024-25	153.58	192.64	193.01	190.31								

YEAR	2020-21	2021-22	2022-23	2023-24	2024-25	2024-25 (Proj)
COLLECTION IN LAKHS	342.24	337.12	453.86	701.86	729.55	2,188.65

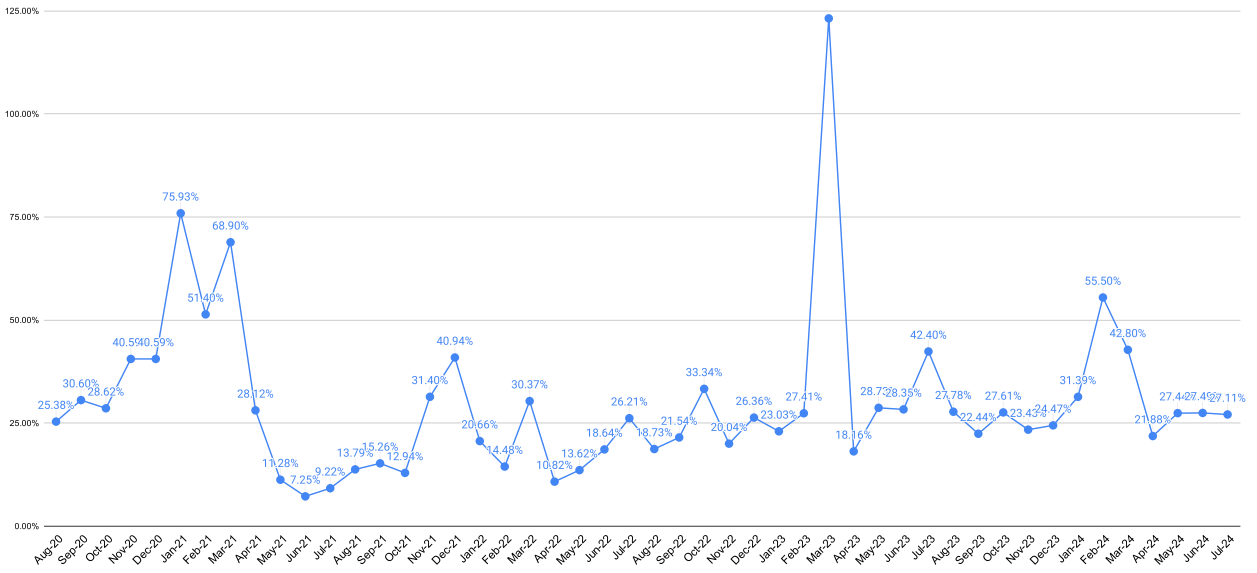
REVENUE COLLECTION TREND



REVENUE COLLECTION FOR LAST 3 YEARS IN CRORES

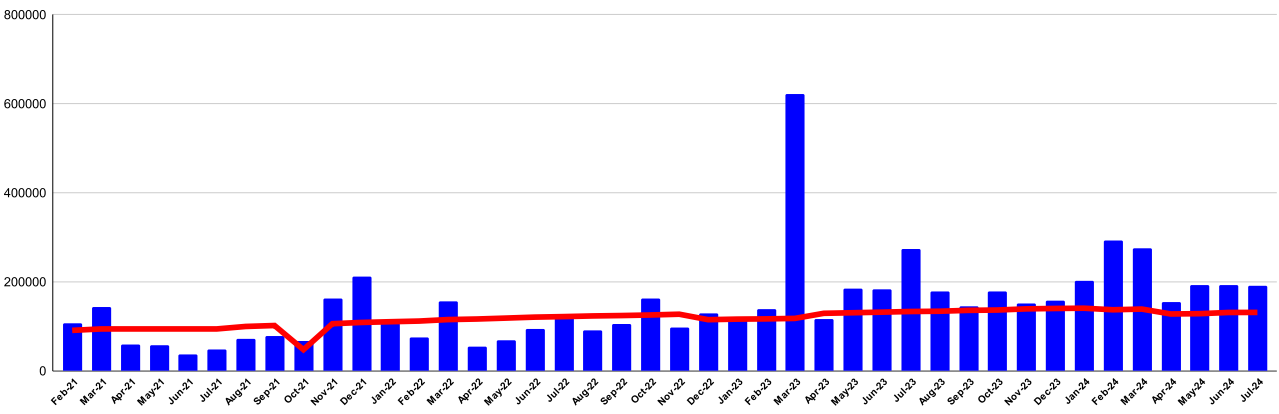


REVENUE COLLECTION ACHIEVEMENT IN PERCENTAGE



COLLECTIONS VS CONNECTIONS TREND FOR THE LAST 42 MONTHS

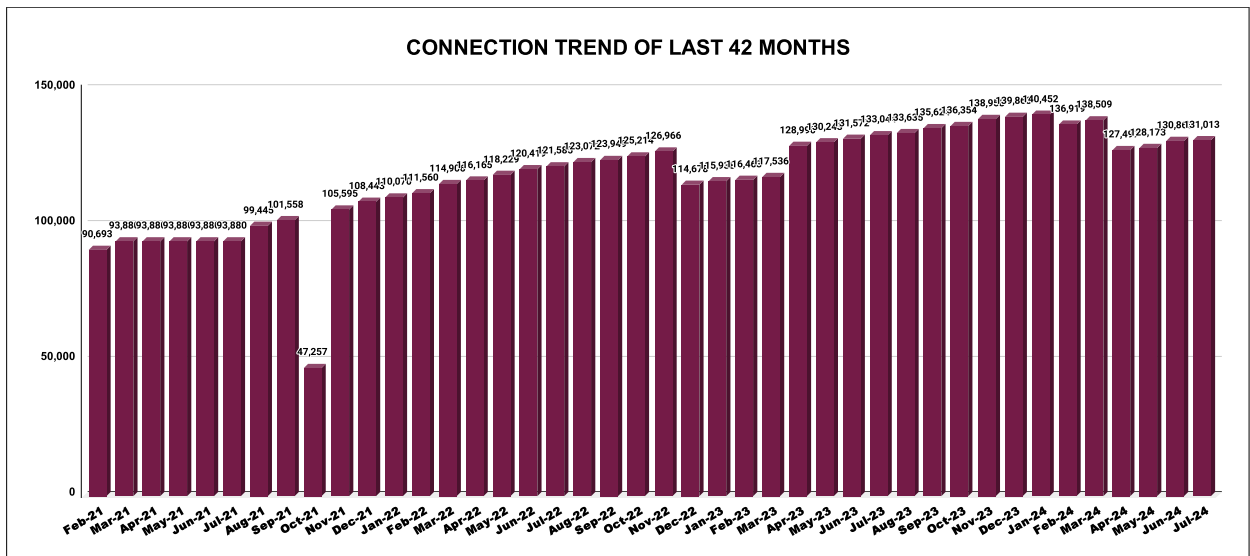
■ COLLECTION - CONNECTION



CONNECTION OF LAST 52 MONTHS

YEAR	April	May	June	July	August	September	October	November	December	January	February	March
2020-21	22,135	22,274	22,373	22,493	22,532	22,591	22,705	29,224	30,989	33,006	35,344	38,069
2021-22	39,358	39,855	40,762	41,760	43,138	44,267	45,281	46,163	47,073	47,802	48,382	49,123
2022-23	49,299	49,951	51,130	51,985	52,931	53,519	54,302	54,882	49,774	51,782	52,720	53,858
2023-24	1,28,990	1,30,243	1,31,572	1,33,044	1,33,635	1,35,624	1,36,354	1,38,958	1,39,863	1,40,452	1,36,919	1,38,509
2024-25	1,27,497	1,28,173	1,30,863	1,31,013								

CONNECTION TREND OF LAST 42 MONTHS



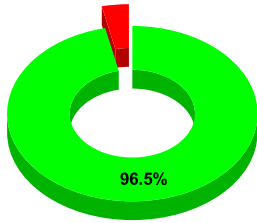
METER READING POSTING

Marks	Total marks	Rank
14.59	16	27

Total No. of Live connection on February	Total No. of readings posted on February	Total Readings of February against 50% Total Live Connections of February 24
123,694	59,695	96.52%
Total No. of Live connection on April	Total No. of readings posted on April	Total Readings of April against 50% Total Live Connections of April 24
124,486	58,770	94.42%
Total No. of Live connection on June	Total No. of readings posted on June	Total Readings of June against 50% Total Live Connections of June 24
124,048	59,118	95.31%

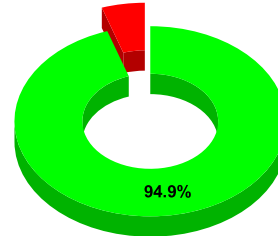
Total No. of Live connection on March	Total No. of readings posted on March	Total Readings of March against 50% Total Live Connections of March 24
123,421	58,545	94.87%
Total No. of Live connection on May	Total No. of readings posted on May	Total Readings of May against 50% Total Live Connections of May 24
121,171	57,011	94.10%
Total No. of Live connection on July	Total No. of readings posted on July	Total Readings of July against 50% Total Live Connections of July 24
126,790	59,424	93.74%

METER READING POSTING % AGAINST NUMBER OF LIVE CONNECTIONS OF FEBRUARY



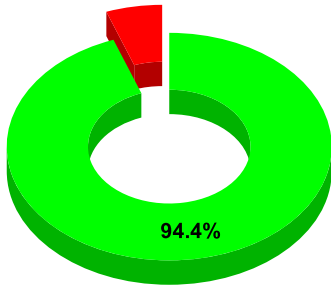
● METER READINGS POSTED ● METER READINGS TO BE POSTED

METER READING POSTING % AGAINST NUMBER OF LIVE CONNECTIONS OF MARCH



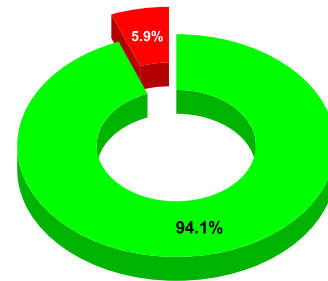
● METER READINGS POSTED ● METER READINGS TO BE POSTED

METER READING POSTING % AGAINST NUMBER OF LIVE CONNECTIONS OF APRIL



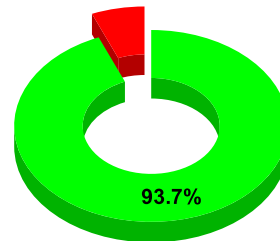
● METER READINGS POSTED ● METER READINGS TO BE POSTED

METER READING POSTING % AGAINST NUMBER OF LIVE CONNECTIONS OF MAY



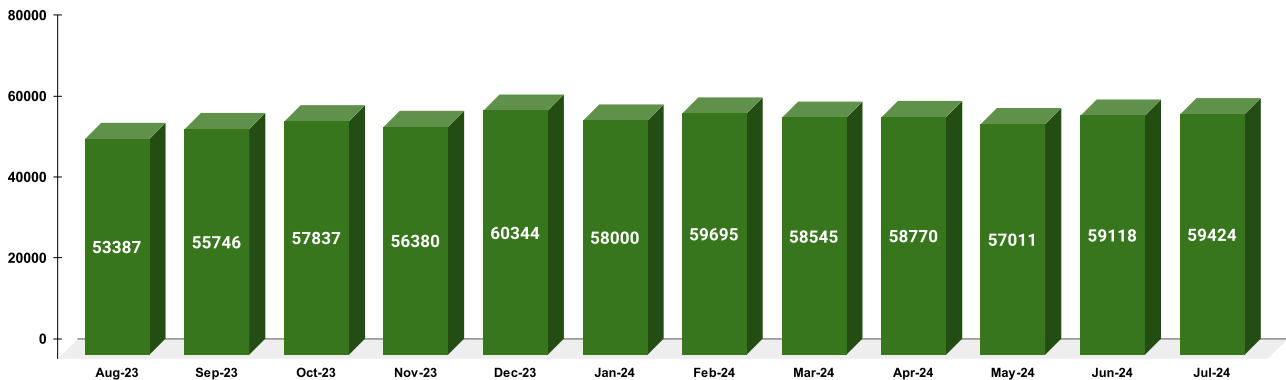
● METER READINGS POSTED ● METER READINGS TO BE POSTED

METER READING POSTING % AGAINST NUMBER OF LIVE CONNECTIONS OF JUNE

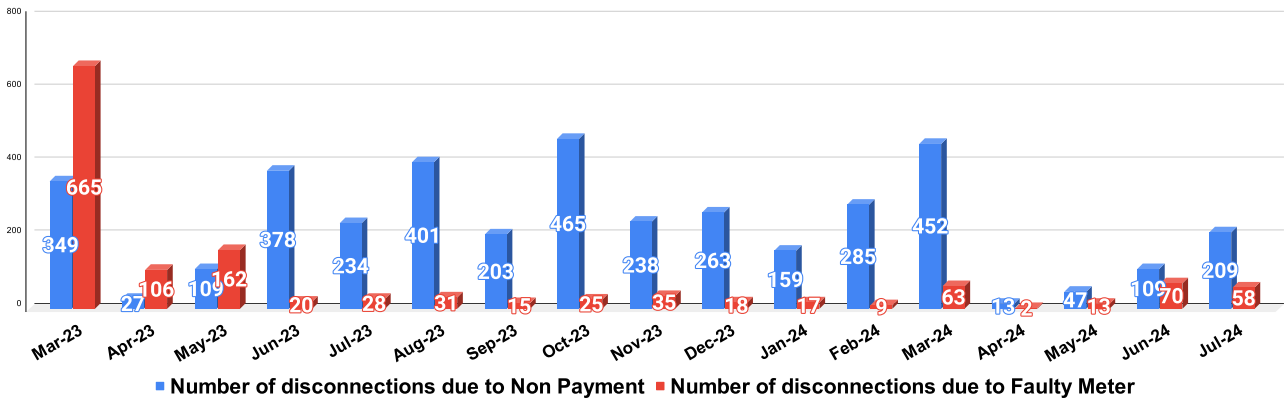


● METER READINGS POSTED ● METER READINGS TO BE POSTED

METER READING POSTED FOR LAST 12 MONTHS



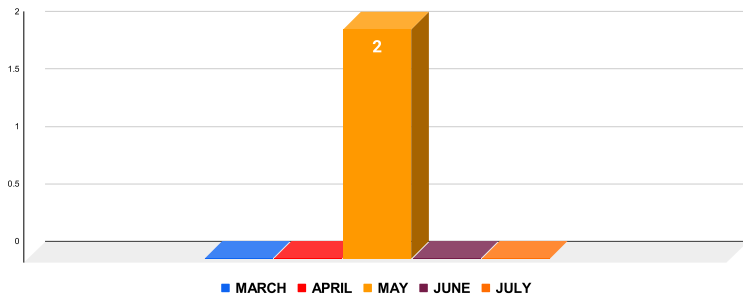
NUMBER OF DISCONNECTIONS DUE TO NON PAYMENT VS DUE TO FAULTY METERS



MOBILE NUMBER UPDATION

Marks	Total marks	Rank
10.00	10	9

MOBILE NUMBER UPDATION PENDING



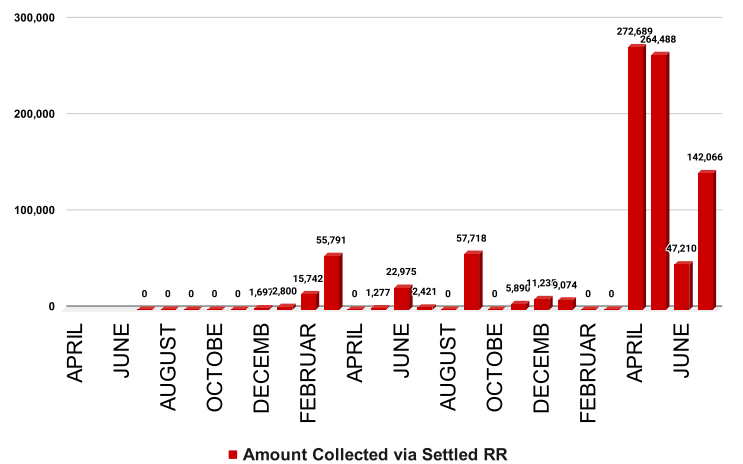
Mobile Number updation pending

MARCH	APRIL	MAY	JUNE	JULY
0	0	2	0	0

REVENUE RECOVERY STATUS

Marks	Total marks	Rank
2.60	8	8

AMOUNT COLLECTED VIA SETTLED RR OF PREVIOUS MONTHS




MONTH	No of RR Notices Issued	No of RR Proceed	No Of RR Settled	Amount Collected via Settled RR
FEBRUARY	48	456	21	99,005
MARCH	360	185	46	259,090
APRIL	79	27	16	272,689
MAY	158	91	46	264,488
JUNE	319	42	22	47,210
JULY	151	264	27	142,066

JAL JEEVAN MISSION ROUTING


Marks	Total marks	Rank
10.00	10	8

CONNECTIONS Routed THROUGH E ABACUS & PENDING TO BE Routed AS ON JUNE 2024



Month	Total No of JJM Connection	No of connection routed in e-Abacus	Balance connection to be routed
FEBRUARY			
	75,677	75,677	0
MARCH			
	77,049	77,049	0
APRIL			
	74,960	74,960	0
MAY			
	76,131	76,131	0
JUNE			
	78,440	78,440	0
JULY			
	79,059	79,059	0

CONNECTIONS Routed THROUGH E ABACUS & PENDING TO BE Routed AS ON JULY 2024



Sources of data	
Revenue Collection Data	DCB based on E-abacus data collected from Divisions and consolidated by RMC
Amnesty Data	Summary of Live data submitted by Revenue Division via Google sheet shared
Meter Reading Data	Data collected from division via google sheets
Faulty Meter Replacement Data	Data collected from division via google sheets
JJM Reading Posting	Data collected from division via google sheets
Moile Number updation Status	Data collected from division via google sheets
Disconnection data	Data collected from division via google sheets
BPL data	Data provided from DBA
Arrear Break up	Govt. Arrear , Central Govt. Arrear as on January based on e-abacus ; LSGD data based on DCB
Total Arrears and Total Connections	Data from DCB
Top Defaulters	Arrear data from E-abacus as on July