



# കേരള ജല അതോറിറ്റി

|                  |      |   |               |
|------------------|------|---|---------------|
| <b>W S KOCHI</b> | JULY | Report Generated at 04/09/2024 14:47:13 | <b>Rank-7</b> |
|------------------|------|---|---------------|

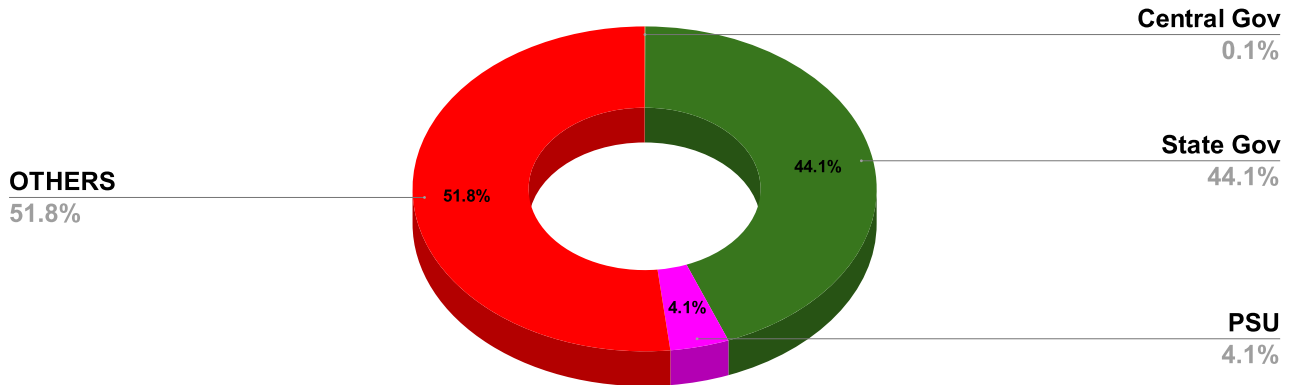
|                                   |                      |
|-----------------------------------|----------------------|
| <b>Name of Executive Engineer</b> | Sri. Rajesh Lakshman |
|-----------------------------------|----------------------|

|                                |                     |
|--------------------------------|---------------------|
| <b>Name of Revenue officer</b> | Smt.AISHA BEEVI P K |
|--------------------------------|---------------------|

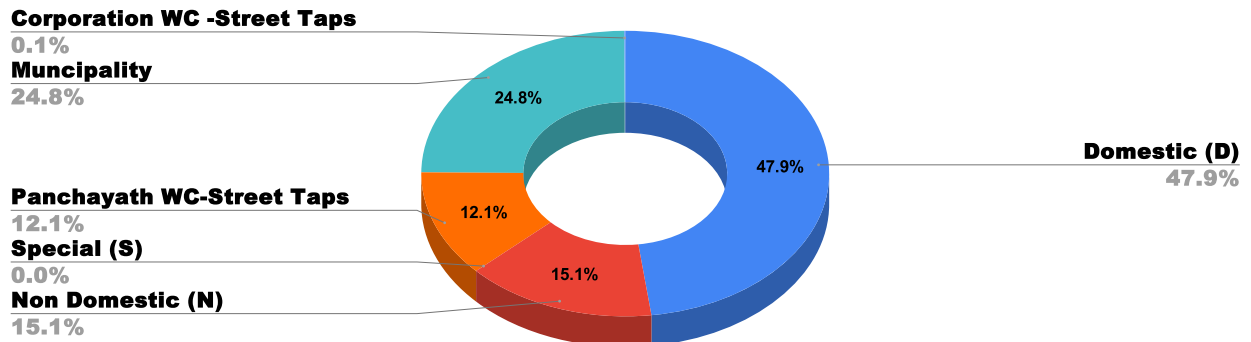
|                                       |                 |                                      |              |
|---------------------------------------|-----------------|--------------------------------------|--------------|
| <b>CONNECTIONS AS ON AS ON JULY :</b> | <b>2,38,982</b> | <b>ARREARS IN CRORE AS ON JULY :</b> | <b>50.17</b> |
|---------------------------------------|-----------------|--------------------------------------|--------------|

| ARREARS          |                    |             |              |              |
|------------------|--------------------|-------------|--------------|--------------|
| STATE GOVERNMENT | CENTRAL GOVERNMENT | PSU         | OTHERS       | LSGD         |
| 22,11,06,710     | 2,51,079           | 2,06,13,137 | 25,97,52,189 | 29,14,31,001 |

## ARREAR BREAK UP INCLUDING LSGD



## ARREARS INCLUDING LSGD



| DOMESTIC     | NON DOMESTIC | INDUSTRIAL | SPECIAL | BULK SUPPLY | Panchayath WC-Street Taps | Municipality WC -Street Taps | Corporation WC - Street Taps |
|--------------|--------------|------------|---------|-------------|---------------------------|------------------------------|------------------------------|
| 37,81,82,668 | 11,91,29,115 | 44,08,608  | 2,724   | 0           | 9,53,46,376               | 19,53,59,442                 | 7,25,183                     |

## ARREARS WITH OUT LSGD

### Special (S)

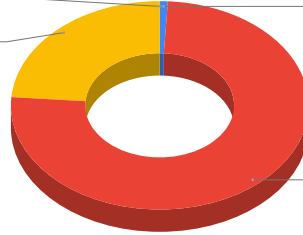
0.0%

### Non Domestic (N)

23.7%

### Industrial (I)

0.9%



### Domestic (D)

75.4%

## ARREAR BREAK UP WITH OUT LSGD

### Domestic, Nondomestic and others

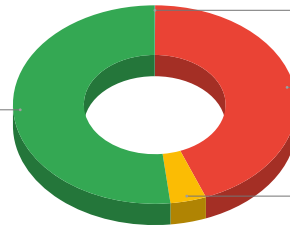
51.8%

### Central Gov

0.1%

### State Gov

44.1%



### PSU

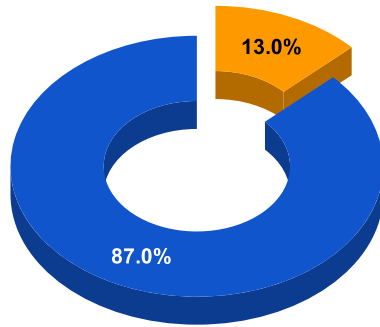
4.1%

## TOP DEFAULTERS OF W S KOCHI FOR THE MONTH OF JULY

| SL NO | NAME   | ARREAR       |
|-------|--|--------------|
| 1     | THE ASSISTANT EXECUTIVE ENGR.^, PWD BUILDINGS SUBDIVISION, THRIKKAKARA P O. PH NO 2427091, NGO QUARTERS JUNCTION | 11,21,67,448 |
| 2     | THE ASSISTANT EXECUTIVE ^, PWD BUILDINGS SUBDIVISION, THRIKKAKARA P O. PH NO 2427091, NGO QURTERS JUNCTION old   | 7,12,71,440  |
| 3     | SHAN MOHAMED, Per/no:Pw2/BA-202/21-22/11717/21 Nadama, Nadama, Vyttila po **NANMA FLAT THYKODAM**                | 3,73,35,564  |
| 4     | THE ASSISTANT EXECUTIVE ^, PWD BUILDINGS SUBDIVISION, THRIKKAKARA P O. PH NO 04842427091, NGO QURTERS JUNCTION   | 2,66,64,996  |
| 5     | THE MANAGER,H.M.T.QUARTERS ##, KALAMASSERY P.O, PIN CODE 683104,,  | 1,94,53,849  |
| 6     | THE MANAGING DIRECTOR, HINDUSTAN ORGANIC CHEMICALS LTD, 2720911-13 or 04842727206, AMBALAMUGAL, PH 8075694268    | 31,55,150    |
| 7     | THE PRINCIPAL, XII/116 B7/UA, ERNAKULAM GOVT MEDICAL COLLEGE, HMT COLONY 9567700750                              | 24,36,384    |
| 8     | V CHANDRA BOSE, KARTHIKA HOUSE, MAHATMA ROAD, MANJELIPADOM, EROOR WEST P.O.                                      | 9,66,848     |
| 9     | THE RESERVE INSPECTOR ^, A R CAMP @, KALAMASSERY,  | 5,84,431     |
| 10    | PURAVANKARA PROJECTS PVT.LTD, H NO-TPI-A4-I/2000-MOONREACH, SEA PORT AIR PORT ROAD, KAKKANADU-THRIKKAKARA PO     | 5,70,255     |

## BPL DATA

### BPL CONNECTIONS AS % OF TOTAL LIVE CONNECTIONS



● BPL CONNECTIONS ● TOTAL LIVE CONNECTIONS

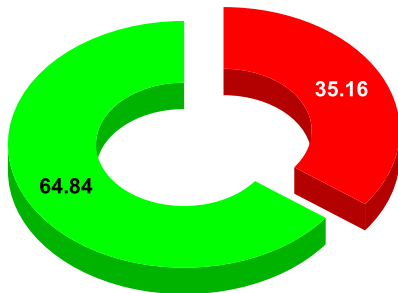
### TOTAL NO OF BPL CONNECTIONS

AS ON JULY 2023 11,125

## COMPREHENSIVE INDEX

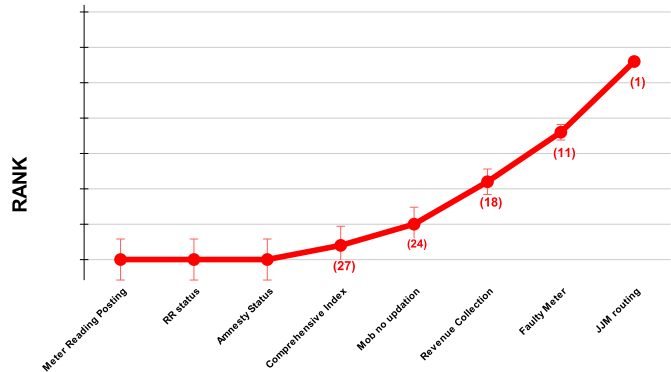
| Marks | Total marks | Rank |
|-------|-------------|------|
| 81.07 | 100         | 7    |

### MARKS OBTAINED



● Percent Score to be Achieved ● Percent Score Achieved

### DIVISION RANK IN VARIOUS PARAMETERS



## COMPREHENSIVE INDEX

## REVENUE COLLECTION ACHIEVEMENT

## METER READING POSTING

## FAULTY METER REPLACEMENT

## MOBILE NO UPDATION

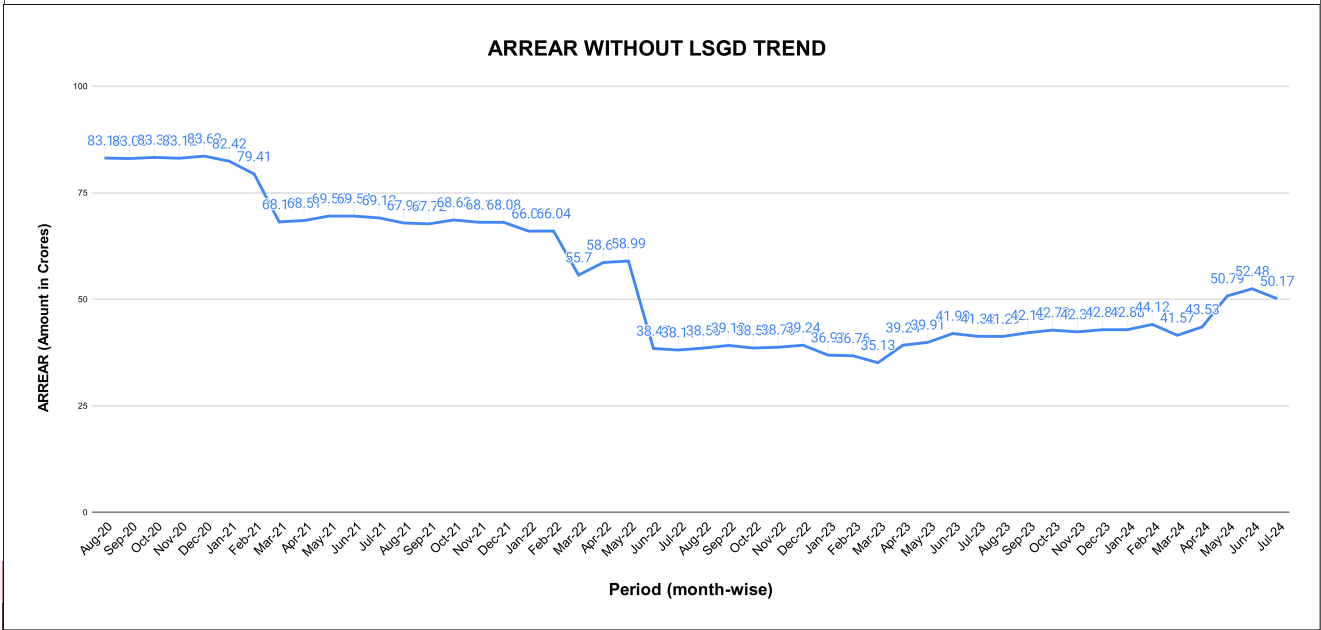
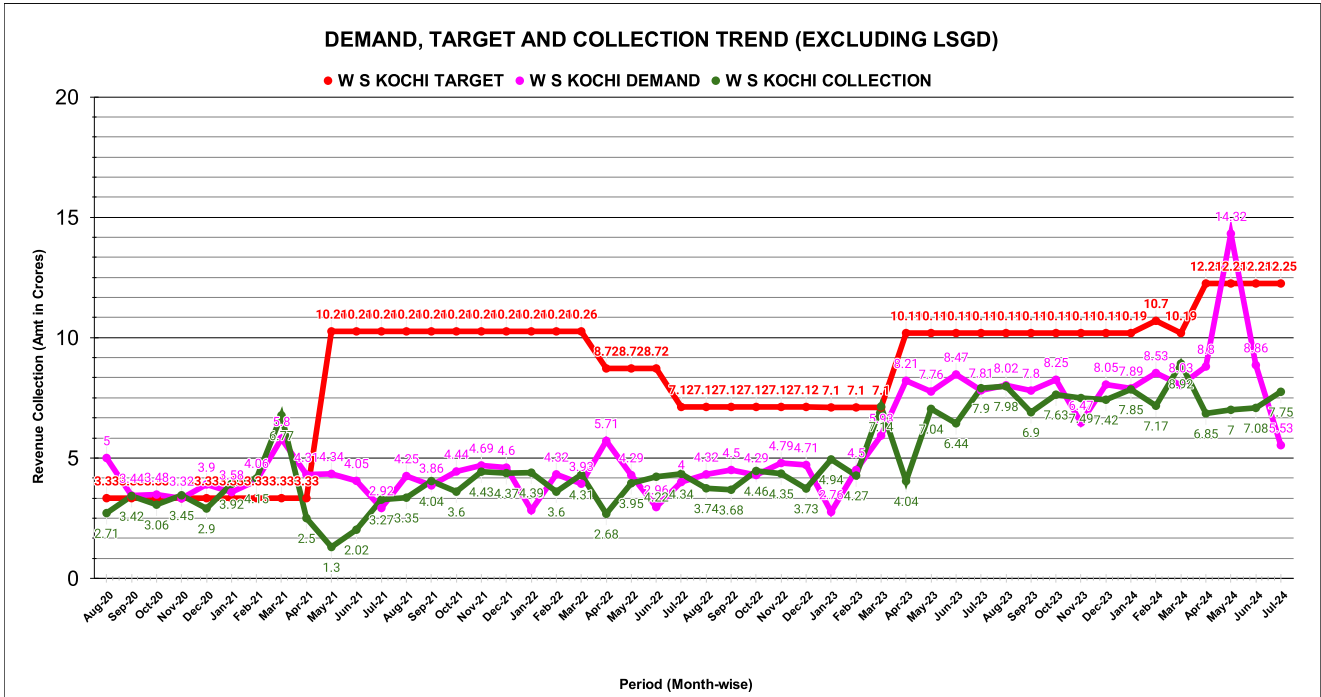
## REVENUE RECOVERY STATUS

## JAL JEEVAN MISSION ROUTING

## AMNESTY

| Marks | Total marks | Rank |
|-------|-------------|------|
| 81.07 | 100         | 7    |
| 16.94 | 25          | 11   |
| 16.00 | 16          | 5    |
| 17.50 | 20          | 10   |
| 9.93  | 10          | 22   |
| 2.87  | 8           | 7    |
| 10.00 | 10          | 9    |
| 7.83  | 11          | 12   |

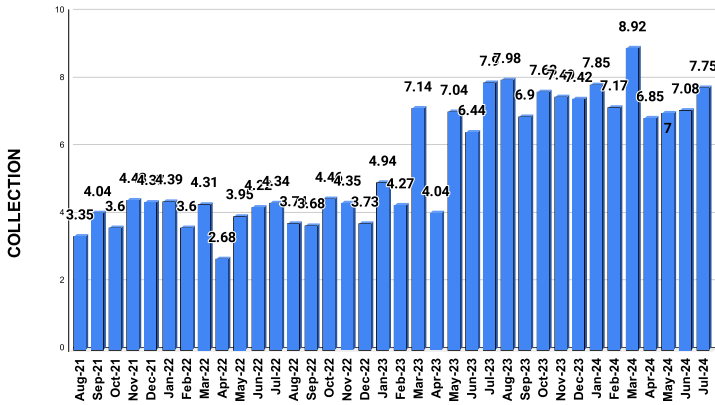




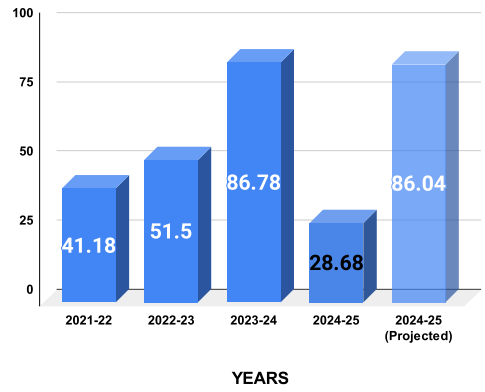
| YEAR    | April  | May    | June   | July   | August | September | October | November | December | January | February | March |
|---------|--------|--------|--------|--------|--------|-----------|---------|----------|----------|---------|----------|-------|
| 2020-21 | 0.88   | 12.26  | 27.37  | 15.23  | 21.75  | 21.57     | 25.97   | 26.45    | 32.79    | 36.75   | 44.20    | 77.01 |
| 2021-22 | 16.09  | 7.71   | 14.81  | 31.30  | 31.07  | 25.91     | 23.07   | 26.62    | 31.75    | 38.23   | 33.28    | 57.28 |
| 2022-23 | 15.82  | 27.04  | 37.74  | 31.88  | 35.13  | 48.38     | 34.87   | 32.53    | 36.79    | 44.38   | 35.28    | 74.03 |
| 2023-24 | 34.10  | 41.55  | 42.47  | 49.48  | 57.17  | 50.90     | 61.49   | 60.11    | 57.92    | 79.46   | 75.69    | 91.53 |
| 2024-25 | 684.84 | 700.20 | 708.09 | 775.45 |        |           |         |          |          |         |          |       |

| YEAR                | 2020-21 | 2021-22 | 2022-23 | 2023-24 | 2024-25  | 2024-25 (Proj) |
|---------------------|---------|---------|---------|---------|----------|----------------|
| COLLECTION IN LAKHS | 342.24  | 337.12  | 453.86  | 701.86  | 2,868.58 | 8,605.74       |

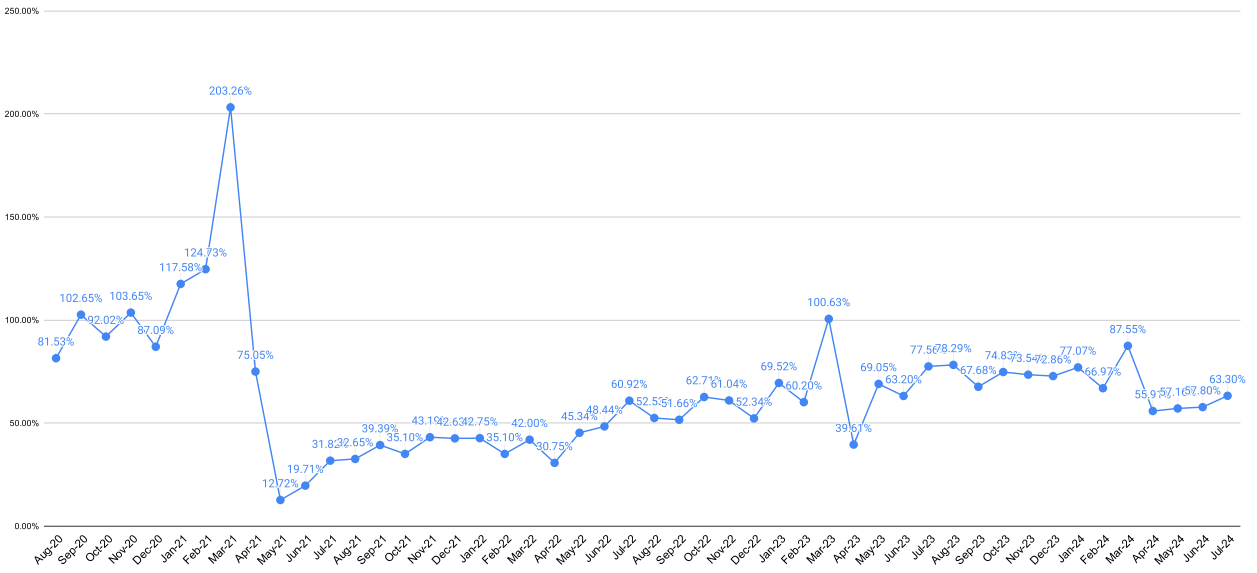
### REVENUE COLLECTION TREND



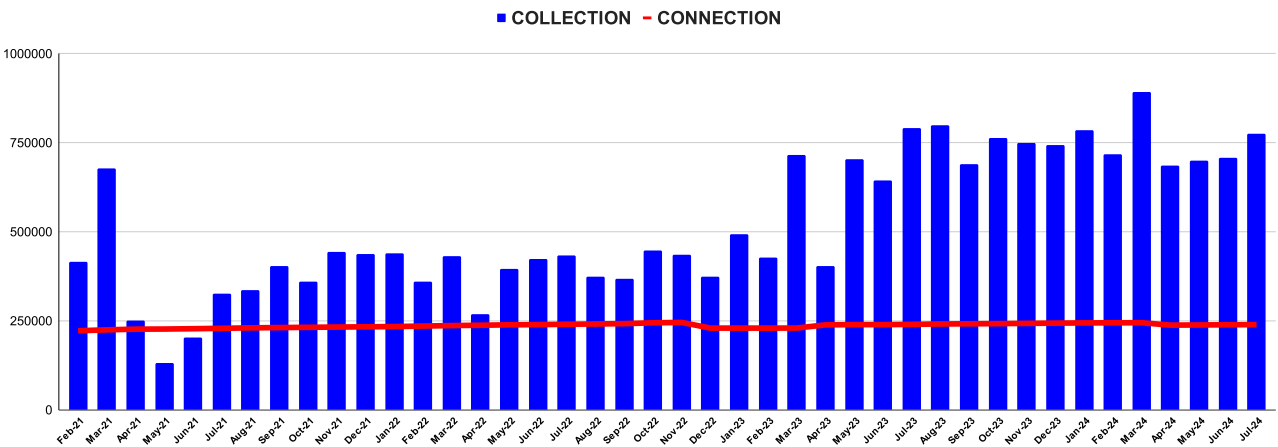
### REVENUE COLLECTION FOR LAST 3 YEARS IN CRORES



### REVENUE COLLECTION ACHIEVEMENT IN PERCENTAGE



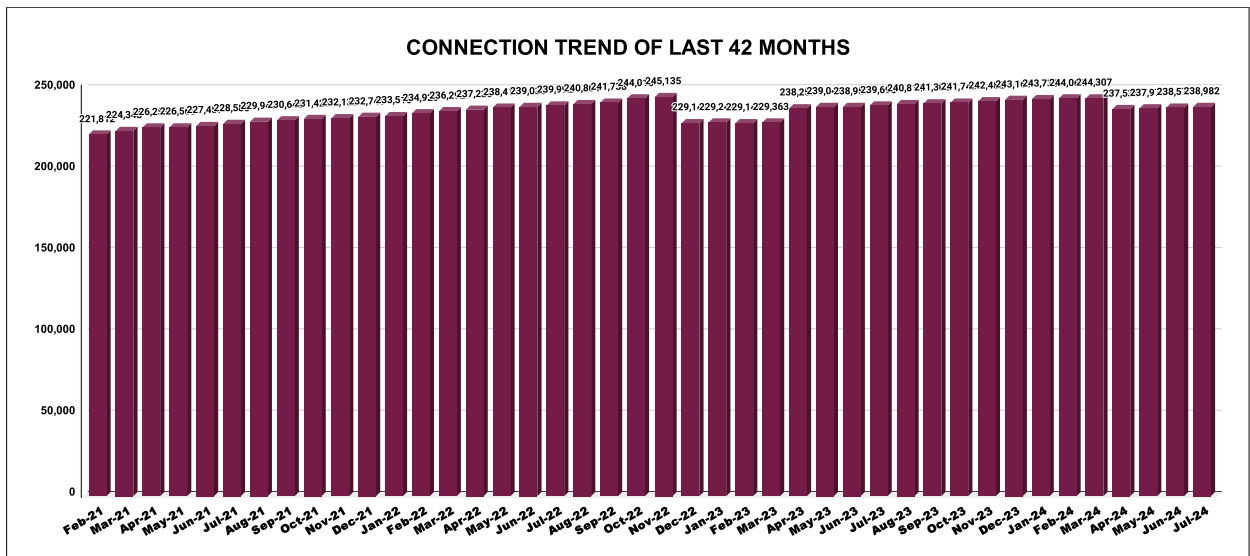
### COLLECTIONS VS CONNECTIONS TREND FOR THE LAST 42 MONTHS



## CONNECTION OF LAST 52 MONTHS

| YEAR    | April    | May      | June     | July     | August   | September | October  | November | December | January  | February | March    |
|---------|----------|----------|----------|----------|----------|-----------|----------|----------|----------|----------|----------|----------|
| 2020-21 | 22,135   | 22,274   | 22,373   | 22,493   | 22,532   | 22,591    | 22,705   | 29,224   | 30,989   | 33,006   | 35,344   | 38,069   |
| 2021-22 | 39,358   | 39,855   | 40,762   | 41,760   | 43,138   | 44,267    | 45,281   | 46,163   | 47,073   | 47,802   | 48,382   | 49,123   |
| 2022-23 | 49,299   | 49,951   | 51,130   | 51,985   | 52,931   | 53,519    | 54,302   | 54,882   | 49,774   | 51,782   | 52,720   | 53,858   |
| 2023-24 | 2,38,257 | 2,39,048 | 2,38,957 | 2,39,698 | 2,40,814 | 2,41,303  | 2,41,749 | 2,42,482 | 2,43,161 | 2,43,735 | 2,44,064 | 2,44,307 |
| 2024-25 | 2,37,536 | 2,37,972 | 2,38,570 | 2,38,982 |          |           |          |          |          |          |          |          |

### CONNECTION TREND OF LAST 42 MONTHS



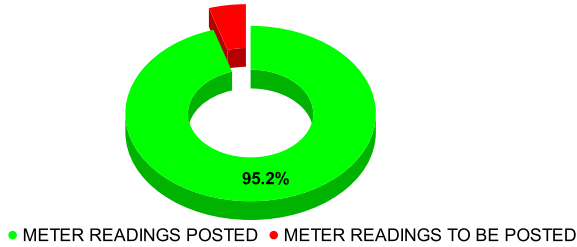
### METER READING POSTING

| Marks | Total marks | Rank |
|-------|-------------|------|
| 16.00 | 16          | 5    |

| Total No. of Live connection on February | Total No. of readings posted on February | Total Readings of February against 50% Total Live Connections of February 24 |
|--|--|--|
| 231,369                                  | 110,159                                  | 95.22%   |
| Total No. of Live connection on April    | Total No. of readings posted on April    | Total Readings of April against 50% Total Live Connections of April 24       |
| 233,488                                  | 110,166                                  | 94.37%   |
| Total No. of Live connection on June     | Total No. of readings posted on June     | Total Readings of June against 50% Total Live Connections of June 24         |
| 233,553                                  | 112,408                                  | 96.26%   |


| Total No. of Live connection on March | Total No. of readings posted on March | Total Readings of March against 50% Total Live Connections of March 24 |
|---------------------------------------|---------------------------------------|--|
| 232,003                               | 118,652                               | 102.28%  |
| Total No. of Live connection on May   | Total No. of readings posted on May   | Total Readings of May against 50% Total Live Connections of May 24     |
| 232,725                               | 118,837                               | 102.13%  |
| Total No. of Live connection on July  | Total No. of readings posted on July  | Total Readings of July against 50% Total Live Connections of July 24   |
| 243,654                               | 120,603                               | 99.00%   |

**METER READING POSTING % AGAINST NUMBER OF LIVE CONNECTIONS OF FEBRUARY**



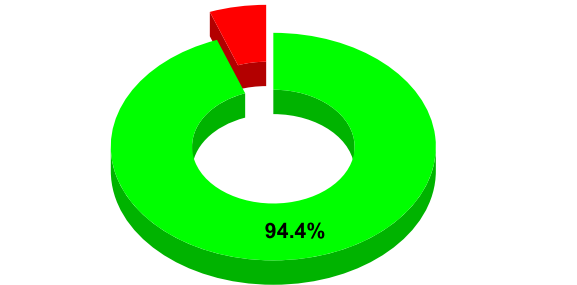
● METER READINGS POSTED ● METER READINGS TO BE POSTED

**METER READING POSTING % AGAINST NUMBER OF LIVE CONNECTIONS OF MARCH**



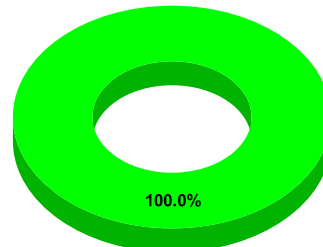
● METER READINGS POSTED

**METER READING POSTING % AGAINST NUMBER OF LIVE CONNECTIONS OF APRIL**



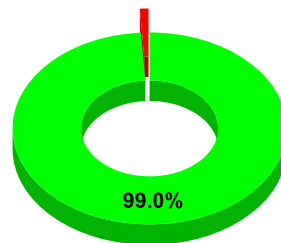
● METER READINGS POSTED ● METER READINGS TO BE POSTED

**METER READING POSTING % AGAINST NUMBER OF LIVE CONNECTIONS OF MAY**



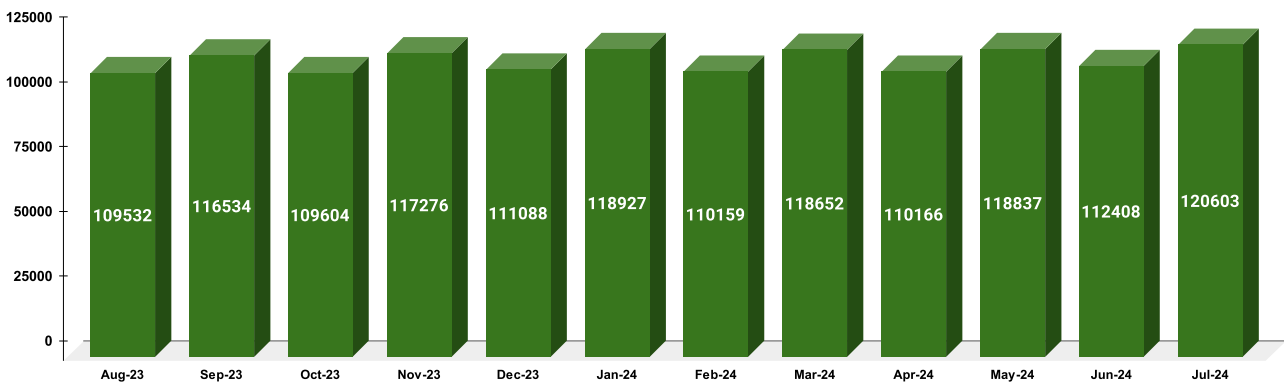
● METER READINGS POSTED

**METER READING POSTING % AGAINST NUMBER OF LIVE CONNECTIONS OF JUNE**



● METER READINGS POSTED ● METER READINGS TO BE POSTED

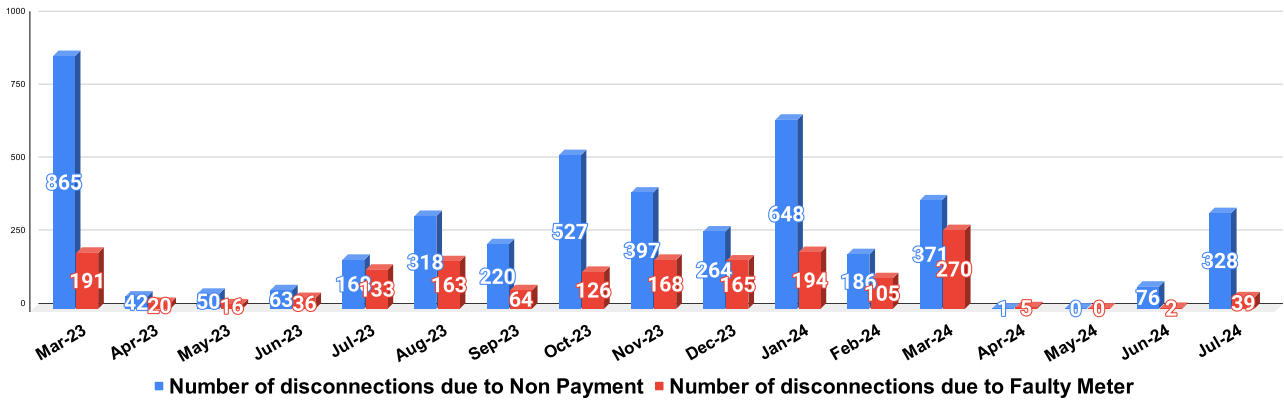
**METER READING POSTED FOR LAST 12 MONTHS**







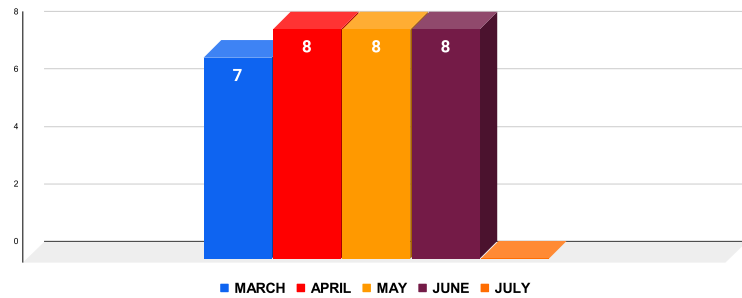
### NUMBER OF DISCONNECTIONS DUE TO NON PAYMENT VS DUE TO FAULTY METERS



### MOBILE NUMBER UPDATION

| Marks | Total marks | Rank |
|-------|-------------|------|
| 9.93  | 10          | 22   |

#### MOBILE NUMBER UPDATION PENDING

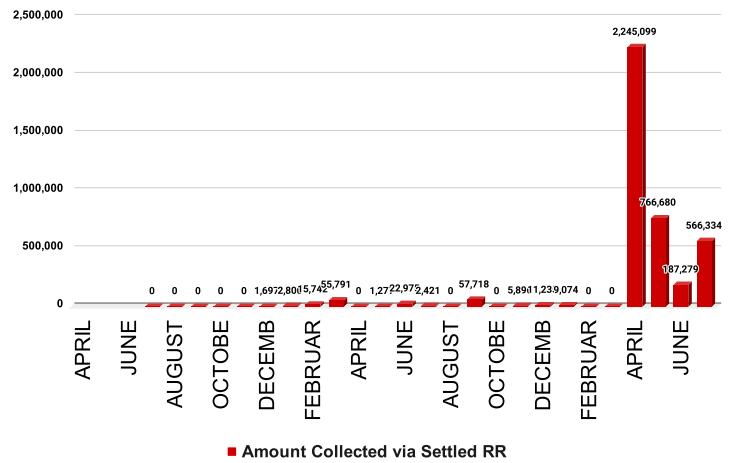


| Mobile Number updation pending |       |     |      |      |
|--------------------------------|-------|-----|------|------|
| MARCH                          | APRIL | MAY | JUNE | JULY |
| 7                              | 8     | 8   | 8    | 0    |

### REVENUE RECOVERY STATUS

| Marks | Total marks | Rank |
|-------|-------------|------|
| 2.87  | 8           | 7    |

#### AMOUNT COLLECTED VIA SETTLED RR OF PREVIOUS MONTHS




| MONTH    | No of RR Notices Issued | No of RR Proceed | No Of RR Settled | Amount Collected via Settled RR |
|----------|-------------------------|------------------|------------------|---------------------------------|
| FEBRUARY | 145                     | 110              | 322              | 2,174,758                       |
| MARCH    | 214                     | 189              | 96               | 811,135                         |
| APRIL    | 303                     | 166              | 55               | 2,245,099                       |
| MAY      | 11                      | 198              | 55               | 766,680                         |
| JUNE     | 16                      | 104              | 38               | 187,279                         |
| JULY     | 117                     | 104              | 52               | 566,334                         |

## JAL JEEVAN MISSION ROUTING


| Marks        | Total marks | Rank     |
|--------------|-------------|----------|
| <b>10.00</b> | <b>10</b>   | <b>9</b> |

CONNECTIONS ROUTED THROUGH E ABACUS & PENDING TO BE ROUTED AS ON JUNE 2024



| Month    | Total No of JJM Connection | No of connection routed in e-Abacus | Balance connection to be routed |
|----------|----------------------------|-------------------------------------|---------------------------------|
| FEBRUARY |                            |                                     |                                 |
|          | <b>17,696</b>              | <b>17,696</b>                       | <b>0</b>                        |
| MARCH    |                            |                                     |                                 |
|          | <b>17,749</b>              | <b>17,749</b>                       | <b>0</b>                        |
| APRIL    |                            |                                     |                                 |
|          | <b>17,771</b>              | <b>17,770</b>                       | <b>1</b>                        |
| MAY      |                            |                                     |                                 |
|          | <b>17,771</b>              | <b>17,770</b>                       | <b>1</b>                        |
| JUNE     |                            |                                     |                                 |
|          | <b>17,909</b>              | <b>17,909</b>                       | <b>0</b>                        |
| JULY     |                            |                                     |                                 |
|          | <b>17,394</b>              | <b>17,394</b>                       | <b>0</b>                        |

CONNECTIONS ROUTED THROUGH E ABACUS & PENDING TO BE ROUTED AS ON JULY 2024



| Sources of data                     |  |
|-------------------------------------|--|
| Revenue Collection Data             | DCB based on E-abacus data collected from Divisions and consolidated by RMC                  |
| Amnesty Data                        | Summary of Live data submitted by Revenue Division via Google sheet shared                   |
| Meter Reading Data                  | Data collected from division via google sheets   |
| Faulty Meter Replacement Data       | Data collected from division via google sheets   |
| JJM Reading Posting                 | Data collected from division via google sheets   |
| Moile Number updation Status        | Data collected from division via google sheets   |
| Disconnection data                  | Data collected from division via google sheets   |
| BPL data                            | Data provided from DBA   |
| Arrear Break up                     | Govt. Arrear , Central Govt. Arrear as on January based on e-abacus ; LSGD data based on DCB |
| Total Arrears and Total Connections | Data from DCB  |
| Top Defaulters                      | Arrear data from E-abacus as on July   |