



# കേരള ജല അതോറിറ്റി

<b>P H KOCHI</b>	<b>JULY</b>	Report Generated at 04/09/2024 14:47:03	<b>Rank -3</b>
------------------	-------------	---	----------------

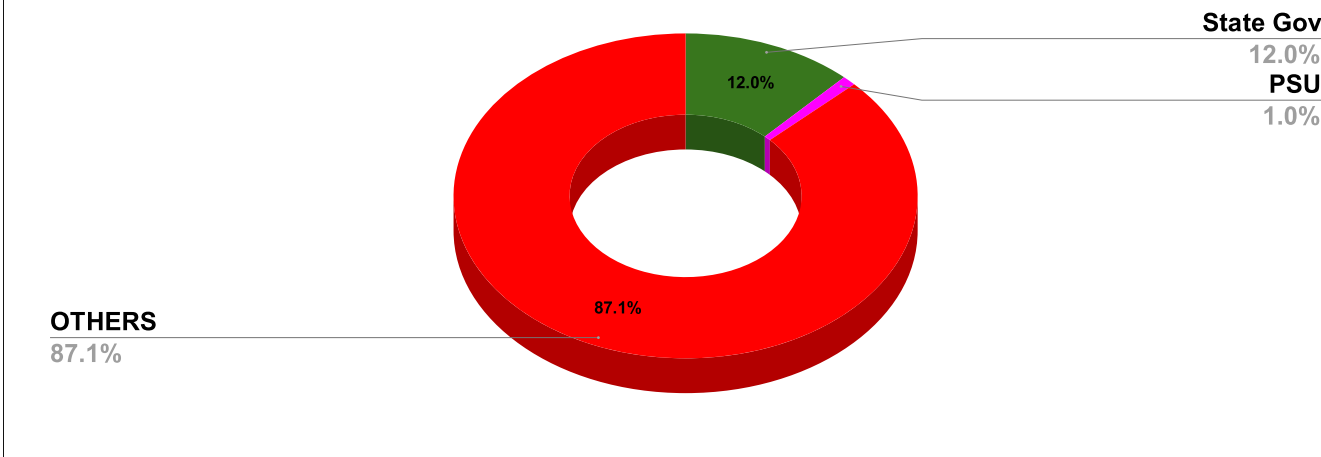
<b>Name of Executive Engineer</b>	Sri. Hashib.P.H
-----------------------------------	-----------------

<b>Name of Revenue officer</b>	Smt.Sheriya Babu
--------------------------------	------------------

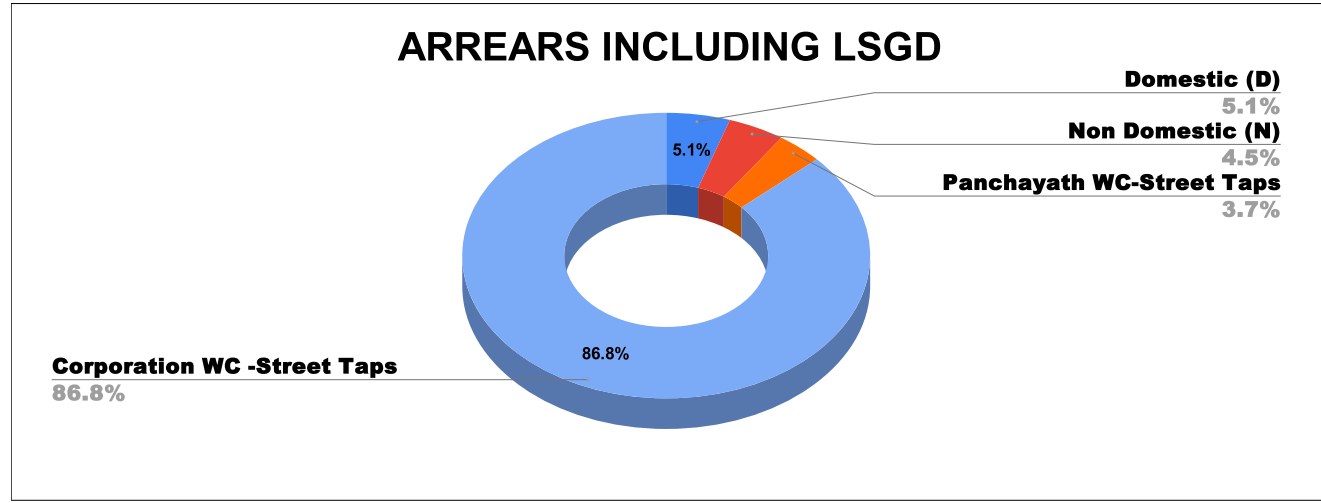
<b>CONNECTIONS AS ON AS ON JULY :</b>	<b>1,89,685</b>	<b>ARREARS IN CRORE AS ON JULY :</b>	<b>15.10</b>
---------------------------------------	-----------------	--------------------------------------	--------------

ARREARS				
STATE GOVERNMENT	CENTRAL GOVERNMENT	PSU	OTHERS	LSGD
1,80,71,642	0	14,72,384	13,14,62,636	142,14,48,403

## ARREAR BREAK UP INCLUDING LSGD



## ARREARS INCLUDING LSGD



DOMESTIC	NON DOMESTIC	INDUSTRIAL	SPECIAL	BULK SUPPLY	Panchayath WC-Street Taps	Municipality WC -Street Taps	Corporation WC - Street Taps
7,95,00,837	7,06,68,697	8,26,388	10,740	0	5,76,21,640	0	136,38,26,763

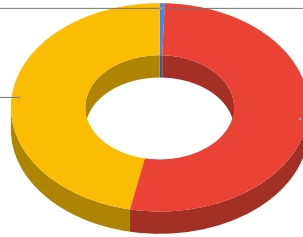
## ARREARS WITH OUT LSGD

**Special (S)**  
0.0%

**Industrial (I)**  
0.5%

**Non Domestic (N)**  
46.8%

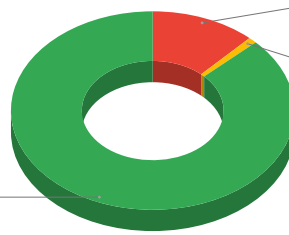
**Domestic (D)**  
52.6%



## ARREAR BREAK UP WITH OUT LSGD

**State Gov**  
12.0%  
**PSU**  
1.0%

**Domestic, Nondomestic and others**  
87.1%

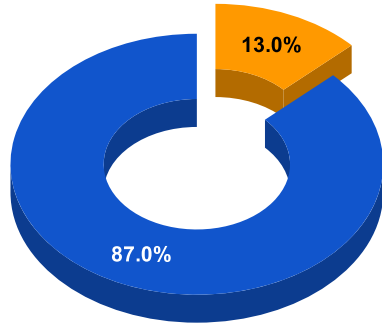


## TOP DEFAULTERS OF P H KOCHI FOR THE MONTH OF JULY

SL NO	NAME	ARREAR
1	THE GARRISSON ENGINEERS, MES,NAVEL BASE, NAVAL BASE P.O, NAVAL BASE, KATARIBHAG, KOCHI-682004,ph-9400673591	58,51,850
2	THE GARRISON ENGINEER, INDIAN NAVAL BASE, KOCHI-4, ph-9400673591	52,61,588
3	THE ASSISTANT ENGINEER(CMI), COCHIN PORT TRUST, KOCHI-9, 9961496233	36,80,137
4	THE PRINCIPAL, MAHARAJAS COLLEGE, ERNAKULAM,	33,04,367
5	THE PRESIDENT,SECRETARY&TREASURER, 16/294A,SY.505/1-12., SKYLINE SYNERGY FLAT OWNERS ASSOCIATION, SKYLINE SYNERGY	28,95,179
6	THE WARDEN, MCRV HOSTEL (BATH ROOM), ERNAKULAM, 9447475407	17,31,682
7	GEORGE C.P, 27/3550-A,SECRETARY (R.282), KERALA POLICE ASSOCIATION, KOCHI CITY, DISTRICT COMMITTE	16,56,206
8	P.N.Siva, 69/2903 A18 Eranakulam, Eranakulam, Eranakulam	13,07,840
9	M C Sunny, Shailaja K G, 955/A2 Edapally, Edapally, Palarivattom	9,96,089
10	THE GARRISON ENGINEER, NAVAL BASE 8754863686, FORT KOCHI, MES, SMA RAMESWARAM, KOCHI-1	9,41,241

**BPL DATA**

**BPL CONNECTIONS AS % OF TOTAL LIVE CONNECTIONS**

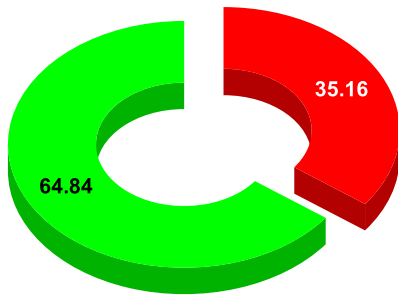


● BPL CONNECTIONS ● TOTAL LIVE CONNECTIONS

TOTAL NO OF BPL CONNECTIONS	
AS ON JULY 2023	4,388

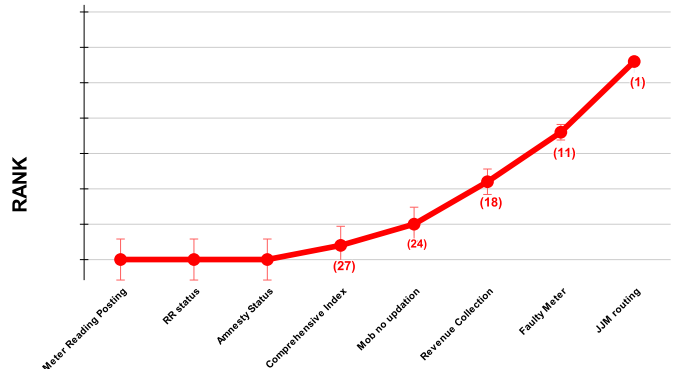
COMPREHENSIVE INDEX	Marks	Total marks	Rank
	87.29	100	3

**MARKS OBTAINED**



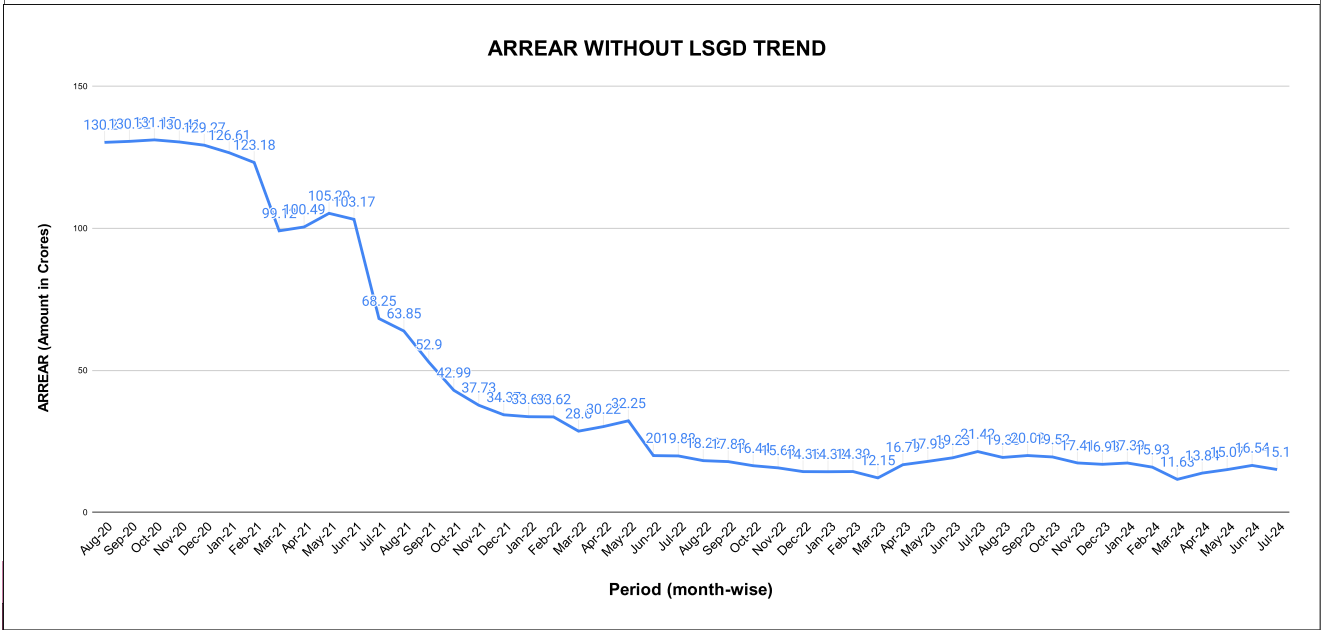
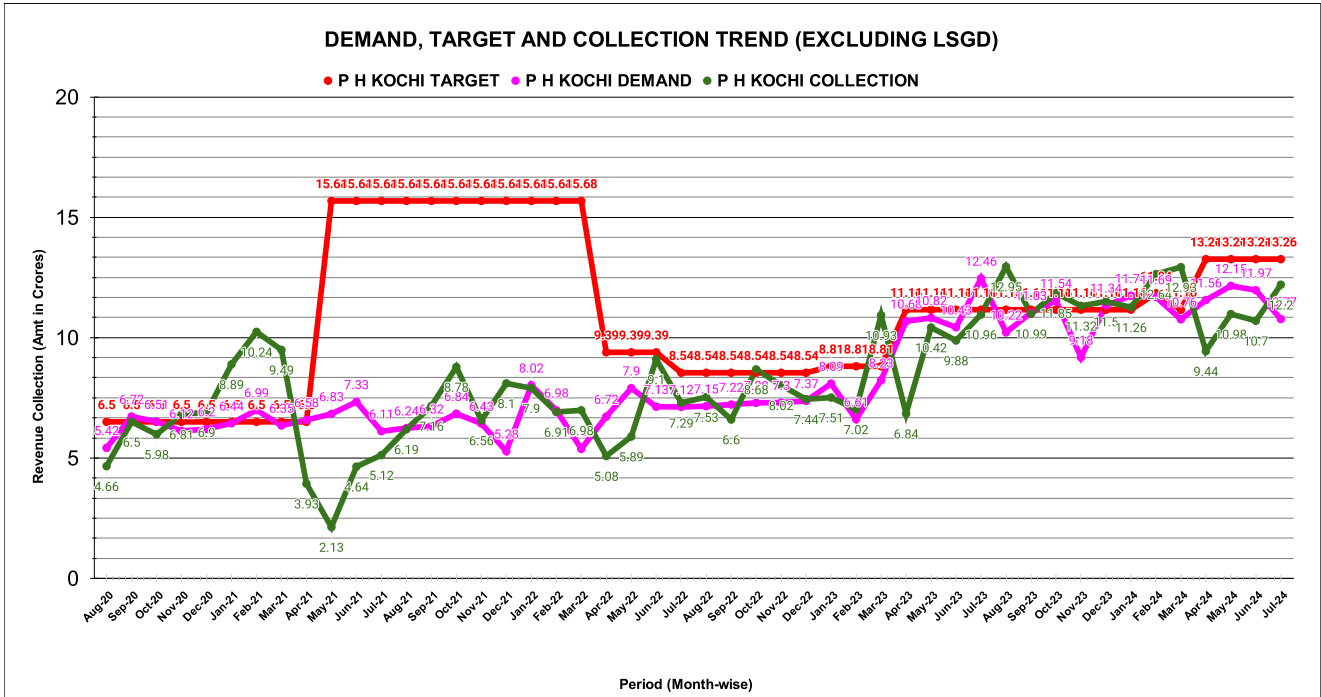
● Percent Score to be Achieved ● Percent Score Achieved

**DIVISION RANK IN VARIOUS PARAMETERS**



	Marks	Total marks	Rank
<u>COMPREHENSIVE INDEX</u>	87.29	100	3
<u>REVENUE COLLECTION ACHIEVEMENT</u>	23.87	25	1
<u>METER READING POSTING</u>	16.00	16	6
<u>FAULTY METER REPLACEMENT</u>	17.83	20	9
<u>MOBILE NO UPDATION</u>	10.00	10	10
<u>REVENUE RECOVERY STATUS</u>	2.60	8	9
<u>JAL JEEVAN MISSION ROUTING</u>	10.00	10	10
<u>AMNESTY</u>	6.99	11	17

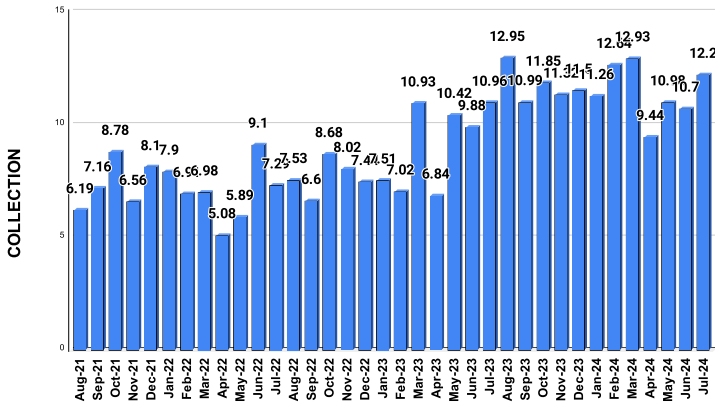




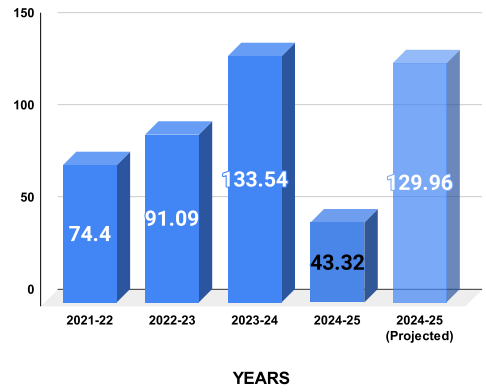
YEAR	April	May	June	July	August	September	October	November	December	January	February	March
2020-21	0.88	12.26	27.37	15.23	21.75	21.57	25.97	26.45	32.79	36.75	44.20	77.01
2021-22	16.09	7.71	14.81	31.30	31.07	25.91	23.07	26.62	31.75	38.23	33.28	57.28
2022-23	15.82	27.04	37.74	31.88	35.13	48.38	34.87	32.53	36.79	44.38	35.28	74.03
2023-24	34.10	41.55	42.47	49.48	57.17	50.90	61.49	60.11	57.92	79.46	75.69	91.53
2024-25	943.93	1,098.04	1,069.68	1,219.63								

YEAR	2020-21	2021-22	2022-23	2023-24	2024-25	2024-25 (Proj)
COLLECTION IN LAKHS	342.24	337.12	453.86	701.86	4,331.29	12,993.88

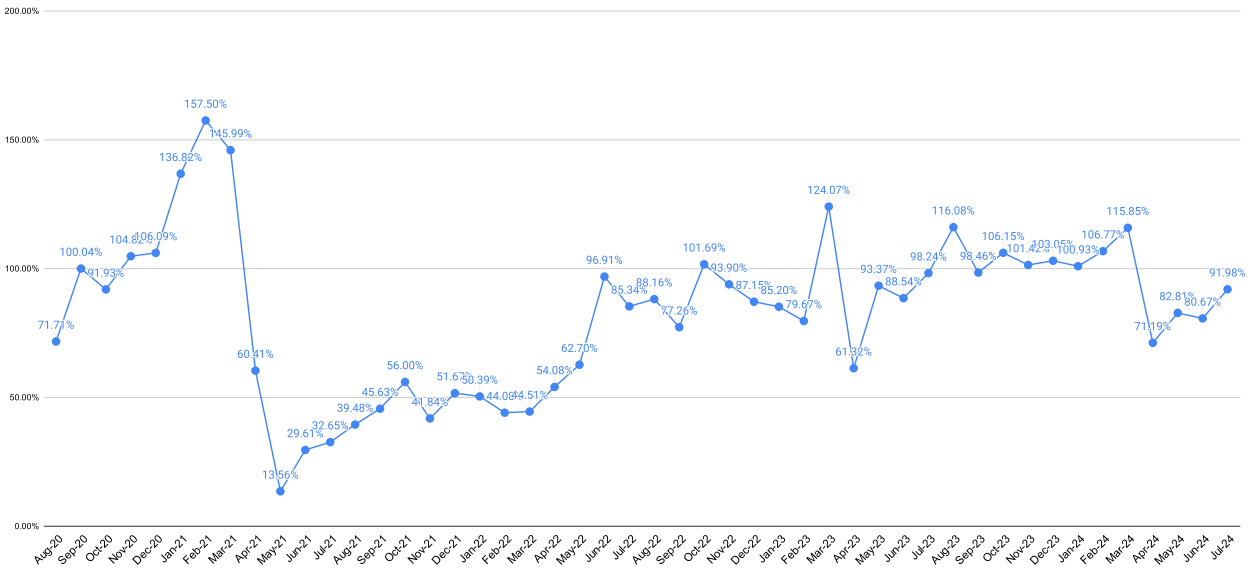
### REVENUE COLLECTION TREND



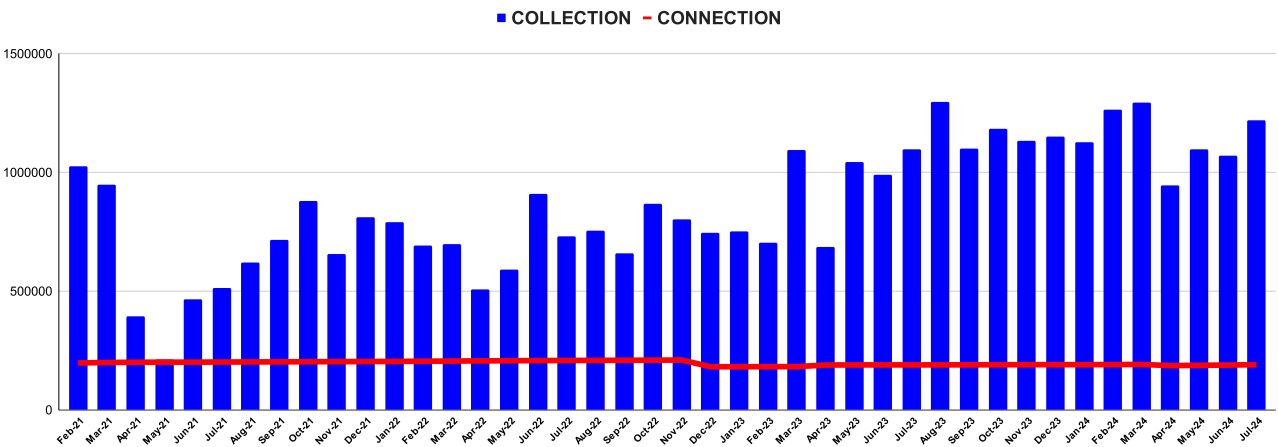
### REVENUE COLLECTION FOR LAST 3 YEARS IN CRORES



### REVENUE COLLECTION ACHIEVEMENT IN PERCENTAGE



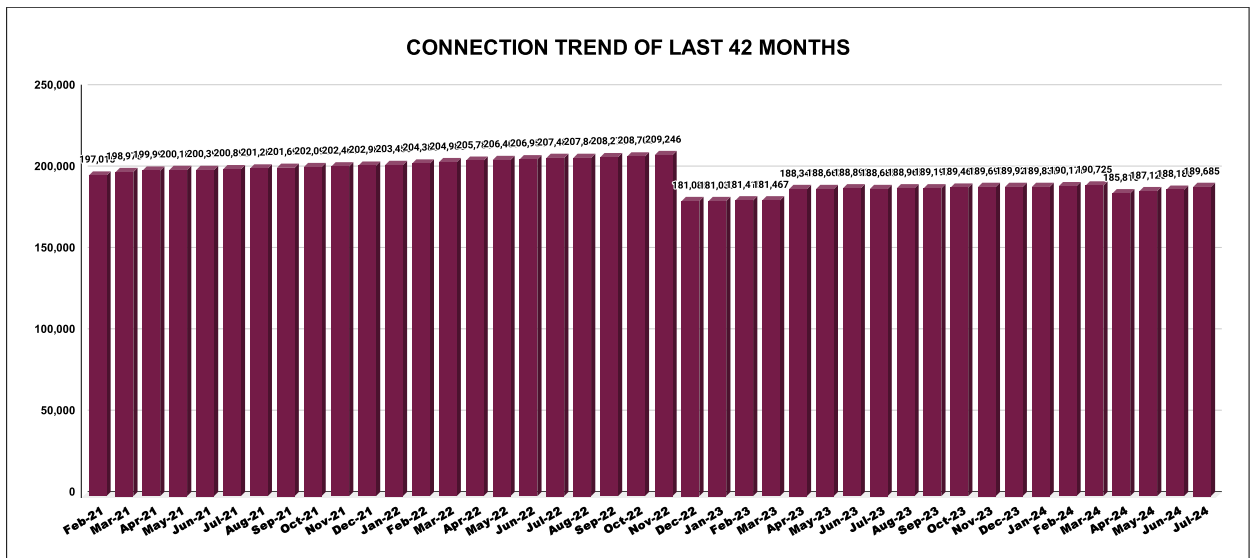
### COLLECTIONS VS CONNECTIONS TREND FOR THE LAST 42 MONTHS



### CONNECTION OF LAST 52 MONTHS

YEAR	April	May	June	July	August	September	October	November	December	January	February	March
2020-21	22,135	22,274	22,373	22,493	22,532	22,591	22,705	29,224	30,989	33,006	35,344	38,069
2021-22	39,358	39,855	40,762	41,760	43,138	44,267	45,281	46,163	47,073	47,802	48,382	49,123
2022-23	49,299	49,951	51,130	51,985	52,931	53,519	54,302	54,882	49,774	51,782	52,720	53,858
2023-24	1,88,341	1,88,662	1,88,892	1,88,685	1,88,968	1,89,197	1,89,461	1,89,697	1,89,921	1,89,838	1,90,176	1,90,725
2024-25	1,85,815	1,87,125	1,88,186	1,89,685								

### CONNECTION TREND OF LAST 42 MONTHS




### METER READING POSTING

Marks	Total marks	Rank
16.00	16	6


Total No. of Live connection on February	Total No. of readings posted on February	Total Readings of February against 50% Total Live Connections of February 24
181,090	91,679	101.25%
Total No. of Live connection on April	Total No. of readings posted on April	Total Readings of April against 50% Total Live Connections of April 24
183,905	91,001	98.97%
Total No. of Live connection on June	Total No. of readings posted on June	Total Readings of June against 50% Total Live Connections of June 24
185,241	92,022	99.35%

Total No. of Live connection on March	Total No. of readings posted on March	Total Readings of March against 50% Total Live Connections of March 24
181,603	91,248	100.49%
Total No. of Live connection on May	Total No. of readings posted on May	Total Readings of May against 50% Total Live Connections of May 24
185,076	90,810	98.13%
Total No. of Live connection on July	Total No. of readings posted on July	Total Readings of July against 50% Total Live Connections of July 24
172,281	92,335	107.19%

**METER READING POSTING % AGAINST NUMBER OF LIVE CONNECTIONS OF FEBRUARY**

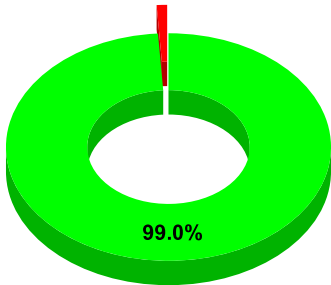


**METER READING POSTING % AGAINST NUMBER OF LIVE CONNECTIONS OF MARCH**



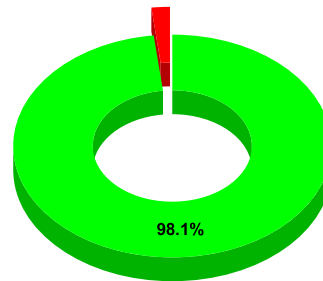
● METER READINGS POSTED

**METER READING POSTING % AGAINST NUMBER OF LIVE CONNECTIONS OF APRIL**




● METER READINGS POSTED ● METER READINGS TO BE POSTED

**METER READING POSTING % AGAINST NUMBER OF LIVE CONNECTIONS OF MAY**



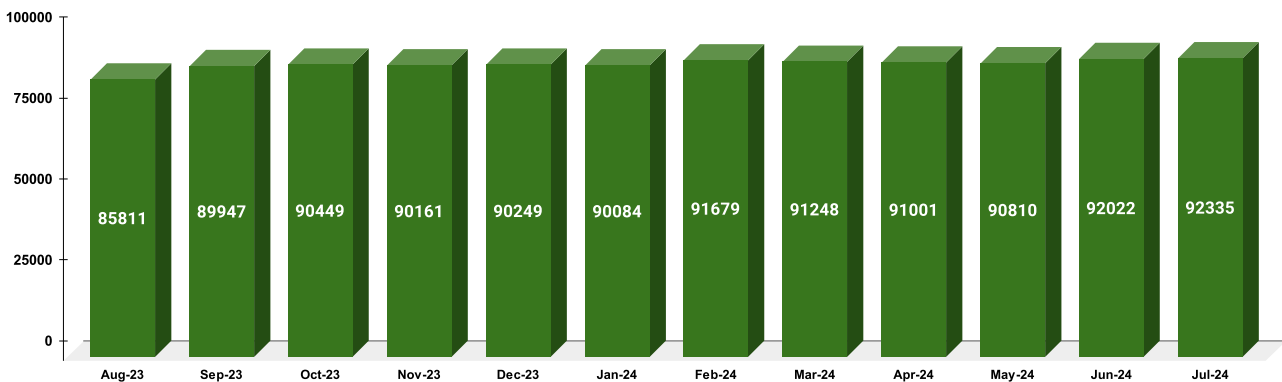
● METER READINGS POSTED ● METER READINGS TO BE POSTED

**METER READING POSTING % AGAINST NUMBER OF LIVE CONNECTIONS OF JUNE**



**METER READING POSTING % AGAINST NUMBER OF LIVE CONNECTIONS OF JULY**

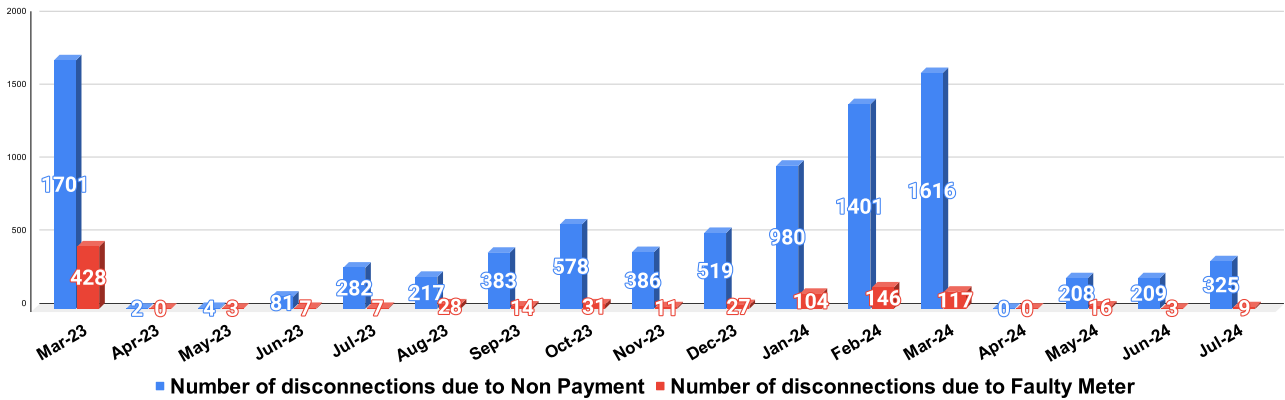
**METER READING POSTED FOR LAST 12 MONTHS**







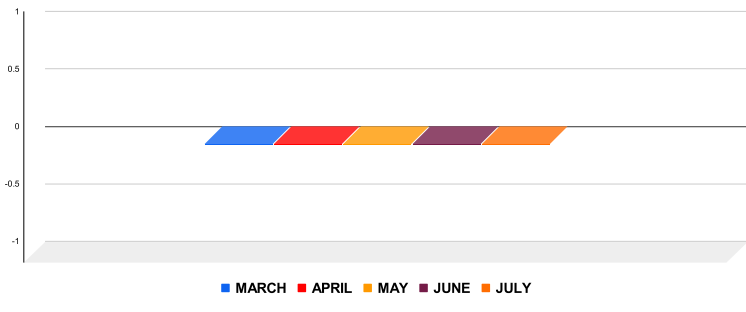
### NUMBER OF DISCONNECTIONS DUE TO NON PAYMENT VS DUE TO FAULTY METERS



### MOBILE NUMBER UPDATION

Marks	Total marks	Rank
10.00	10	10

#### MOBILE NUMBER UPDATION PENDING

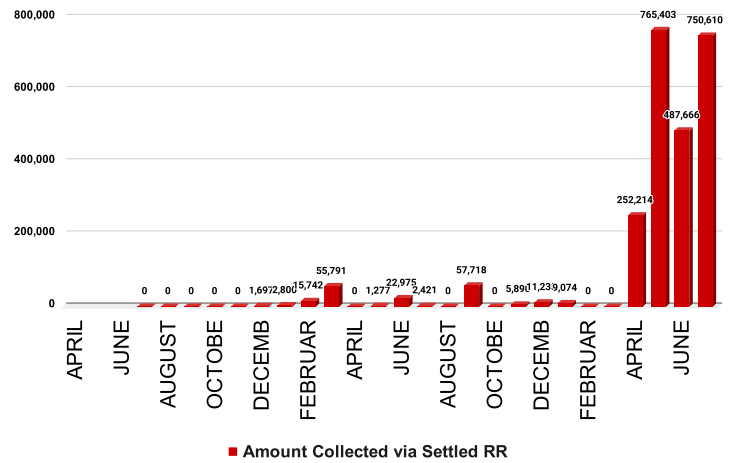


Mobile Number updation pending				
MARCH	APRIL	MAY	JUNE	JULY
0	0	0	0	0

### REVENUE RECOVERY STATUS

Marks	Total marks	Rank
2.60	8	9

#### AMOUNT COLLECTED VIA SETTLED RR OF PREVIOUS MONTHS

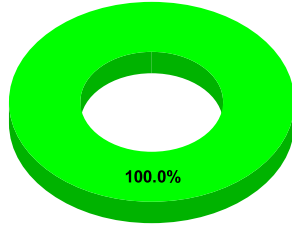


MONTH	No of RR Notices Issued	No of RR Proceed	No Of RR Settled	Amount Collected via Settled RR
FEBRUARY	229	141	382	2,665,034
MARCH	129	59	422	2,237,251
APRIL	177	132	30	252,214
MAY	17	98	46	765,403
JUNE	88	39	44	487,666
JULY	83	97	56	750,610

## JAL JEEVAN MISSION ROUTING


Marks	Total marks	Rank
10.00	10	10

CONNECTIONS ROUTED THROUGH E ABACUS & PENDING TO BE ROUTED AS ON JUNE 2024



Month	Total No of JJM Connection	No of connection routed in e-Abacus	Balance connection to be routed
FEBRUARY			
	6,307	6,307	0
MARCH			
	4,935	4,935	0
APRIL			
	4,935	4,935	0
MAY			
	4,935	4,935	0
JUNE			
	4,935	4,935	0
JULY			
	5,002	5,002	0

CONNECTIONS ROUTED THROUGH E ABACUS & PENDING TO BE ROUTED AS ON JULY 2024



Sources of data	
Revenue Collection Data	DCB based on E-abacus data collected from Divisions and consolidated by RMC
Amnesty Data	Summary of Live data submitted by Revenue Division via Google sheet shared
Meter Reading Data	Data collected from division via google sheets
Faulty Meter Replacement Data	Data collected from division via google sheets
JJM Reading Posting	Data collected from division via google sheets
Moile Number updation Status	Data collected from division via google sheets
Disconnection data	Data collected from division via google sheets
BPL data	Data provided from DBA
Arrear Break up	Govt. Arrear , Central Govt. Arrear as on January based on e-abacus ; LSGD data based on DCB
Total Arrears and Total Connections	Data from DCB
Top Defaulters	Arrear data from E-abacus as on July