



കേരള ജല അതോറിറ്റി

THODUPUZHA	JULY	Report Generated at 04/09/2024 14:46:43	Rank -17
-------------------	------	---	-----------------

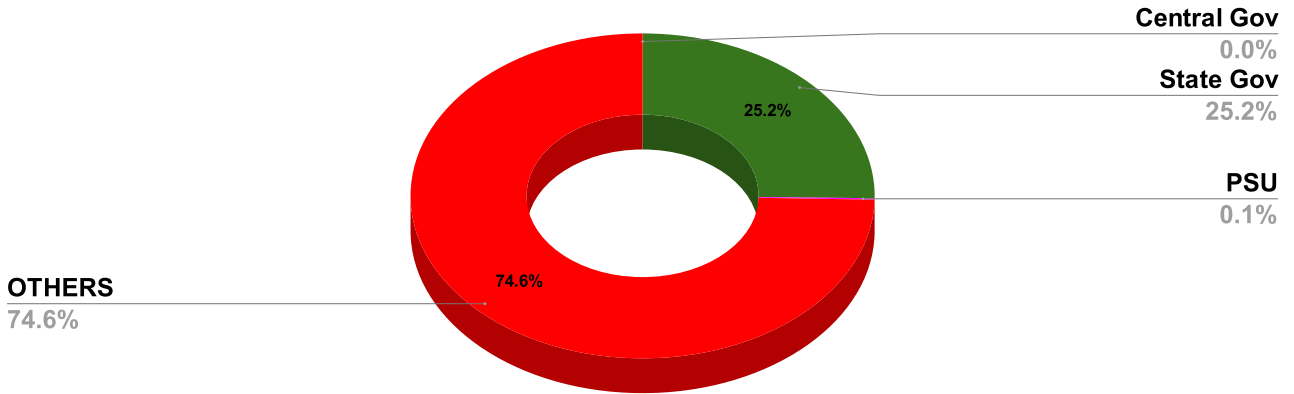
Name of Executive Engineer	Sri. Saji T N
-----------------------------------	---------------

Name of Revenue officer	Smt.Minimol.M.M
--------------------------------	-----------------

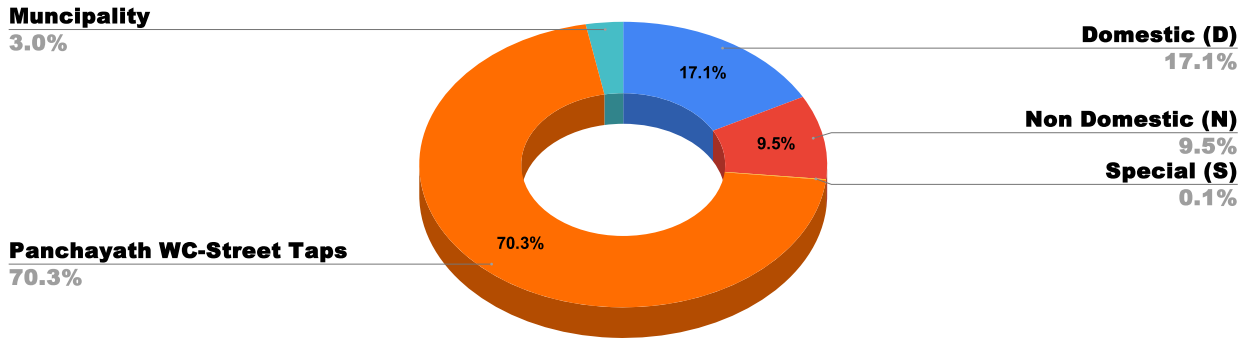
CONNECTIONS AS ON AS ON JULY :	65,401	ARREARS IN CRORE AS ON JULY :	6.67
---------------------------------------	---------------	--------------------------------------	-------------

ARREARS				
STATE GOVERNMENT	CENTRAL GOVERNMENT	PSU	OTHERS	LSGD
1,68,18,683	3,913	96,885	4,97,62,013	18,28,29,663

ARREAR BREAK UP INCLUDING LSGD



ARREARS INCLUDING LSGD



DOMESTIC	NON DOMESTIC	INDUSTRIAL	SPECIAL	BULK SUPPLY	Panchayath WC-Street Taps	Municipality WC -Street Taps	Corporation WC - Street Taps
4,27,62,043	2,37,01,156	1,810	2,16,485	0	17,54,56,470	73,73,193	0

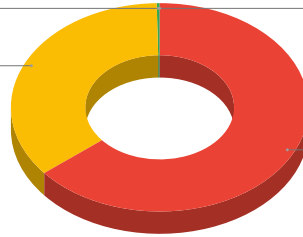
ARREARS WITH OUT LSGD

Special (S)
0.3%

Industrial (I)
0.0%

Non Domestic (N)
35.5%

Domestic (D)
64.1%



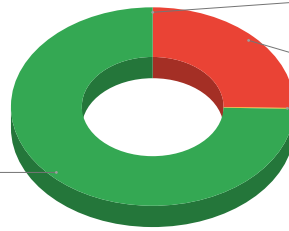
ARREAR BREAK UP WITH OUT LSGD

Central Gov
0.0%

State Gov
25.2%

PSU
0.1%

Domestic, Nondomestic and others
74.6%

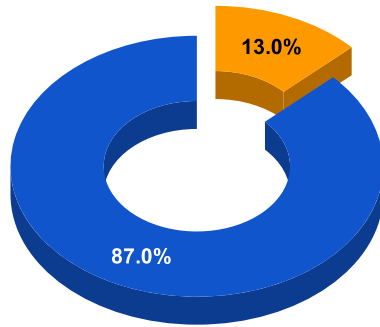


TOP DEFAULTERS OF THODUPUZHA FOR THE MONTH OF JULY

SL NO	NAME	ARREAR
1	THE SUPERINTENDANTT, GOVT. MEDICAL COLLEGE, IDUKKI, 9847214888	32,64,786
2	THE HEAD MASTER, GOVERNMENT H. S., MUTTOM P.O, 9526691009	25,05,971
3	THE ASST WILD LIFE PRESERVATION OFFICER, FLYING SQUARD, KUMILY, THEKKADY	14,32,817
4	THE MANAGER, HAILUBURIA TEA ESTATE, HAILYBURIA.P.O, ELAPPARA	14,01,933
5	THE ASST WILD LIFE PRESERVATION OFFICER, NATURAL PARK, KUMILY, THEKKADY	12,70,947
6	THE ASST WILD LIFE PRESERVATION OFFICER, KUMILY, THEKKADY,	10,00,309
7	THE PRINCIPAL, A/1051/2020/GMCI, NEW OP BLOCK 9447822911, GOVERNMENT MEDICAL COLLEGE IDUKKI	8,02,650
8	SUPERINDEPENDENT OF POLICE, DCIDK/1635/2018-EI(F), SP OFFICE, PAINAVU PO, IDUKKI	7,88,777
9	THE HEAD MASTER, ST. GEORGE HIGH SCHOOL, MUKKULAM EAST P.O, PH. 04828286499	7,24,726
10	THE THAHASILDHAR, MINI CIVIL STATION ADDIITIONAL BLOCK, THODUPUZHA, 9447029503	6,10,803

BPL DATA

BPL CONNECTIONS AS % OF TOTAL LIVE CONNECTIONS



● BPL CONNECTIONS ● TOTAL LIVE CONNECTIONS

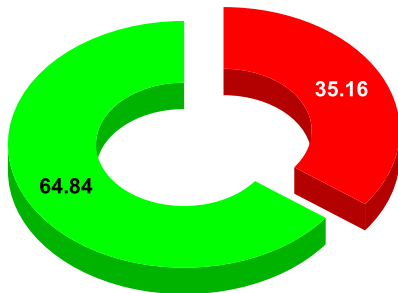
TOTAL NO OF BPL CONNECTIONS

AS ON JULY 2023 9,405

COMPREHENSIVE INDEX

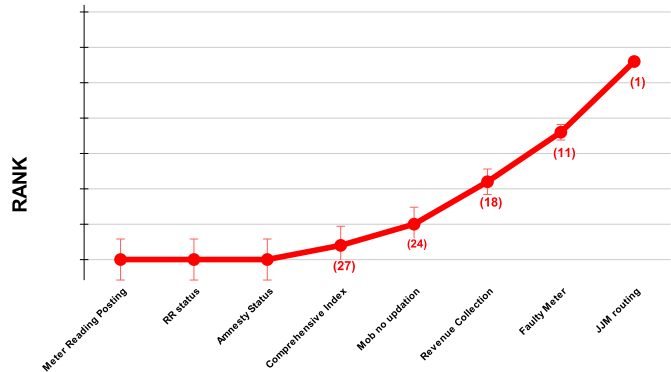
Marks	Total marks	Rank
74.02	100	17

MARKS OBTAINED



● Percent Score to be Achieved ● Percent Score Achieved

DIVISION RANK IN VARIOUS PARAMETERS



COMPREHENSIVE INDEX

REVENUE COLLECTION ACHIEVEMENT

METER READING POSTING

FAULTY METER REPLACEMENT

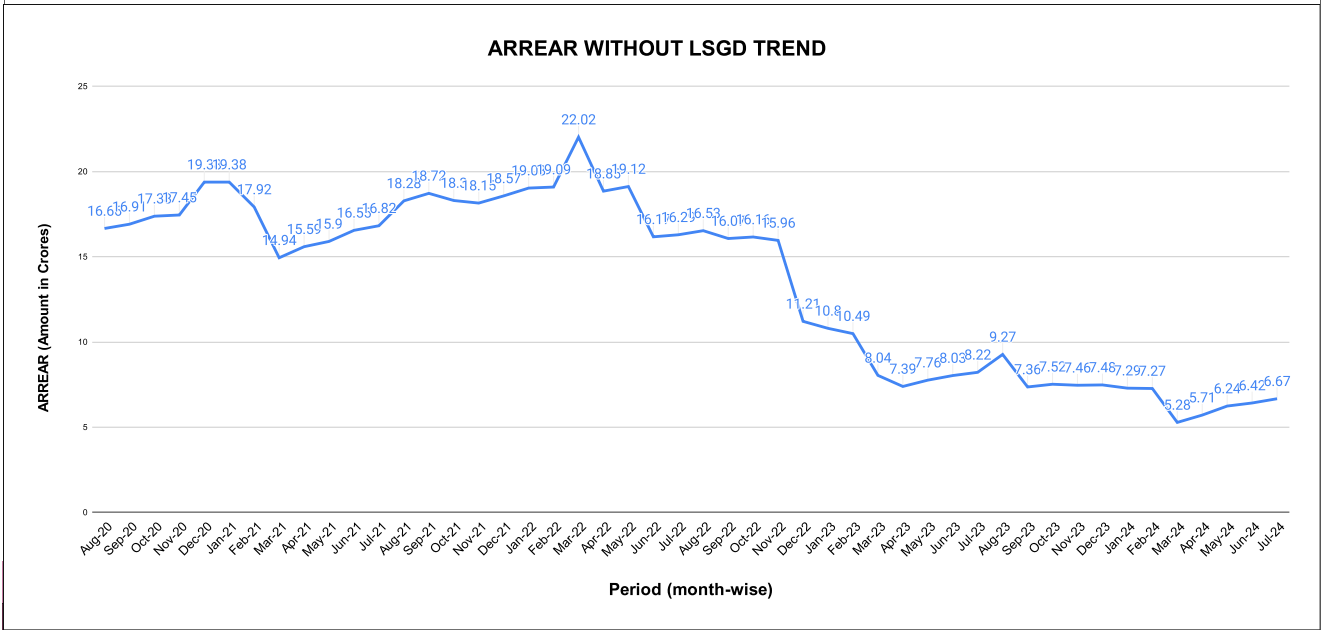
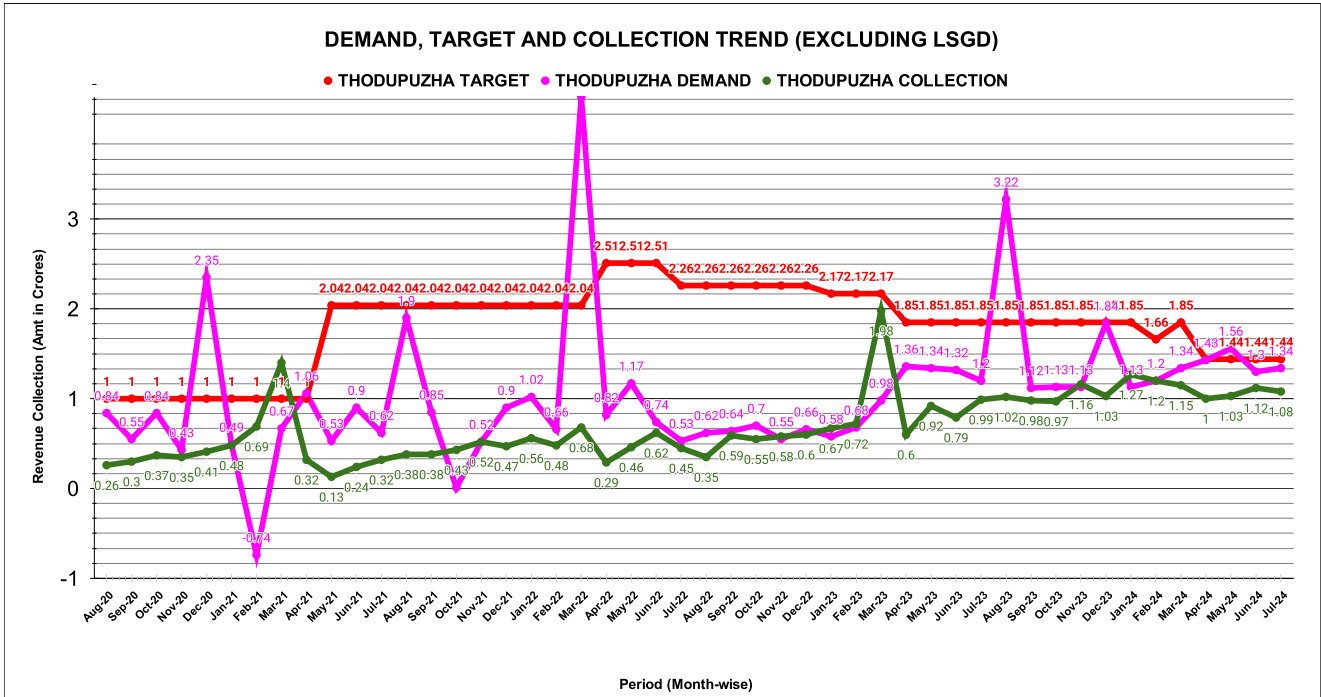
MOBILE NO UPDATION

REVENUE RECOVERY STATUS

JAL JEEVAN MISSION ROUTING

AMNESTY

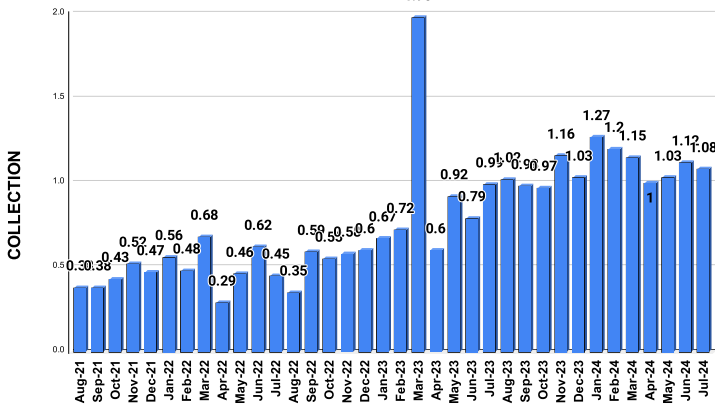
Marks	Total marks	Rank
74.02	100	17
15.98	25	15
15.92	16	13
13.86	20	16
10.00	10	11
0.63	8	22
9.99	10	18
7.64	11	13



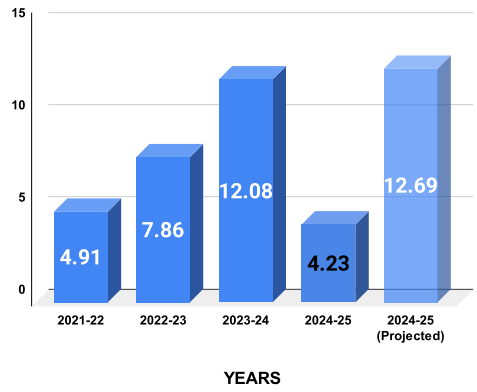
YEAR	April	May	June	July	August	September	October	November	December	January	February	March
2020-21	0.88	12.26	27.37	15.23	21.75	21.57	25.97	26.45	32.79	36.75	44.20	77.01
2021-22	16.09	7.71	14.81	31.30	31.07	25.91	23.07	26.62	31.75	38.23	33.28	57.28
2022-23	15.82	27.04	37.74	31.88	35.13	48.38	34.87	32.53	36.79	44.38	35.28	74.03
2023-24	34.10	41.55	42.47	49.48	57.17	50.90	61.49	60.11	57.92	79.46	75.69	91.53
2024-25	100.05	103.14	112.33	107.53								

YEAR	2020-21	2021-22	2022-23	2023-24	2024-25 (Proj)
COLLECTION IN LAKHS	342.24	337.12	453.86	701.86	1,269.14

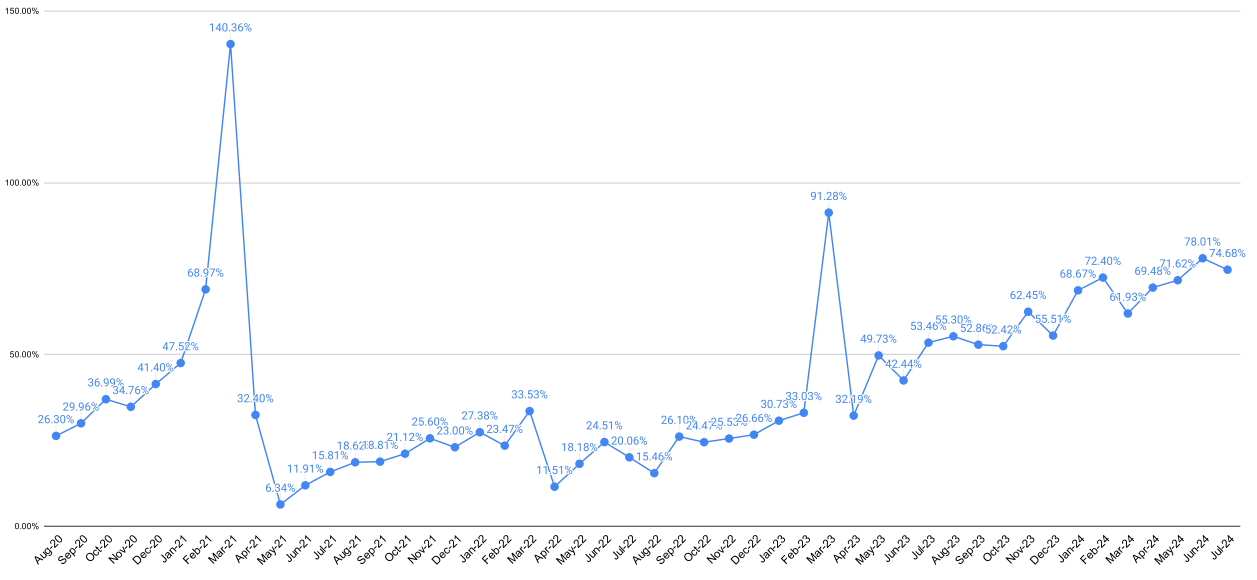
REVENUE COLLECTION TREND



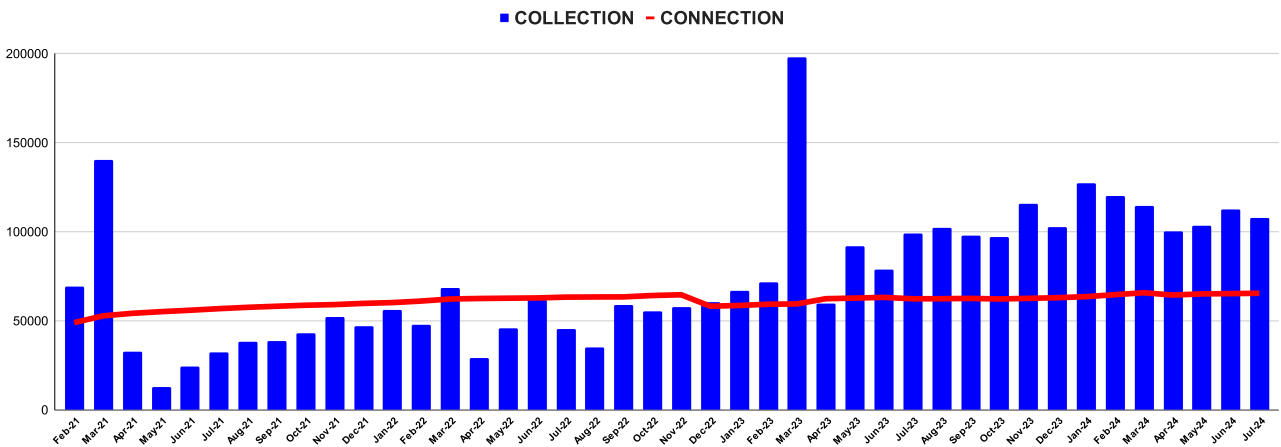
REVENUE COLLECTION FOR LAST 3 YEARS IN CRORES



REVENUE COLLECTION ACHIEVEMENT IN PERCENTAGE



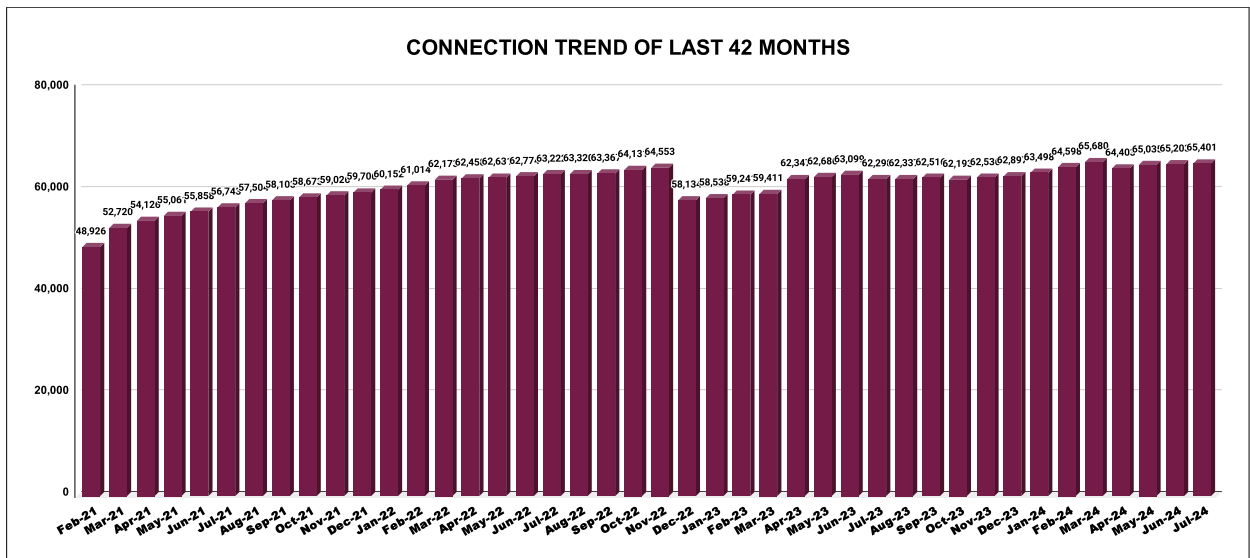
COLLECTIONS VS CONNECTIONS TREND FOR THE LAST 42 MONTHS



CONNECTION OF LAST 52 MONTHS

YEAR	April	May	June	July	August	September	October	November	December	January	February	March
2020-21	22,135	22,274	22,373	22,493	22,532	22,591	22,705	29,224	30,989	33,006	35,344	38,069
2021-22	39,358	39,855	40,762	41,760	43,138	44,267	45,281	46,163	47,073	47,802	48,382	49,123
2022-23	49,299	49,951	51,130	51,985	52,931	53,519	54,302	54,882	49,774	51,782	52,720	53,858
2023-24	62,347	62,686	63,099	62,298	62,337	62,516	62,193	62,536	62,897	63,498	64,598	65,680
2024-25	64,403	65,035	65,203	65,401								

CONNECTION TREND OF LAST 42 MONTHS




METER READING POSTING

Marks	Total marks	Rank
15.92	16	13

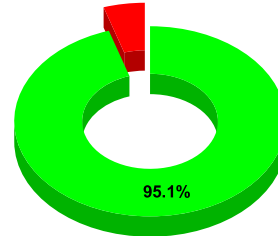
Total No. of Live connection on February	Total No. of readings posted on February	Total Readings of February against 50% Total Live Connections of February 24
58,745	29,732	101.22%
Total No. of Live connection on April	Total No. of readings posted on April	Total Readings of April against 50% Total Live Connections of April 24
41,897	21,119	100.81%
Total No. of Live connection on June	Total No. of readings posted on June	Total Readings of June against 50% Total Live Connections of June 24
41,456	20,476	98.78%

Total No. of Live connection on March	Total No. of readings posted on March	Total Readings of March against 50% Total Live Connections of March 24
61,057	29,030	95.09%
Total No. of Live connection on May	Total No. of readings posted on May	Total Readings of May against 50% Total Live Connections of May 24
42,448	20,965	98.78%
Total No. of Live connection on July	Total No. of readings posted on July	Total Readings of July against 50% Total Live Connections of July 24
42,307	22,625	106.96%

METER READING POSTING % AGAINST NUMBER OF LIVE CONNECTIONS OF FEBRUARY




METER READING POSTING % AGAINST NUMBER OF LIVE CONNECTIONS OF MARCH

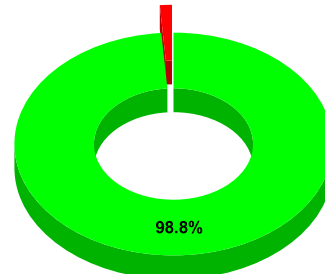


● METER READINGS POSTED ● METER READINGS TO BE POSTED

METER READING POSTING % AGAINST NUMBER OF LIVE CONNECTIONS OF APRIL




METER READING POSTING % AGAINST NUMBER OF LIVE CONNECTIONS OF MAY



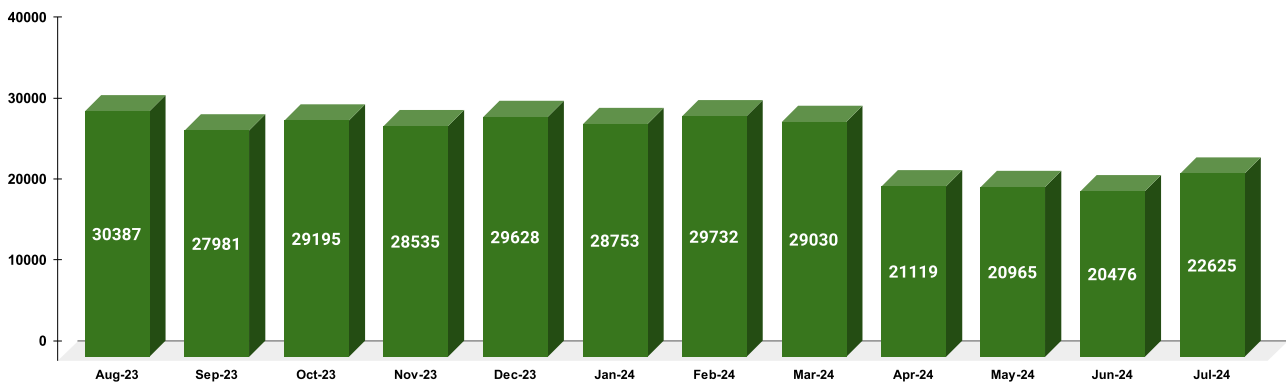
● METER READINGS POSTED ● METER READINGS TO BE POSTED

METER READING POSTING % AGAINST NUMBER OF LIVE CONNECTIONS OF JUNE

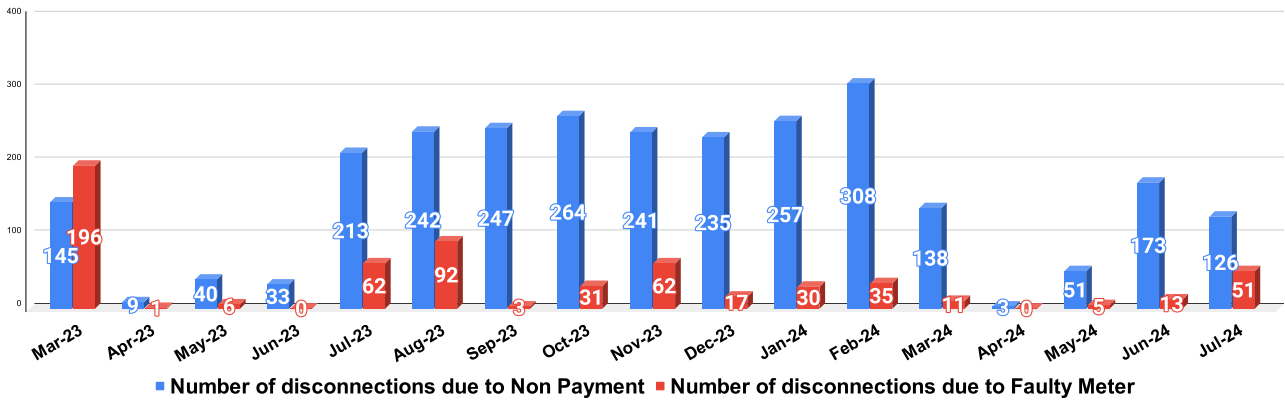


METER READING POSTING % AGAINST NUMBER OF LIVE CONNECTIONS OF JULY

METER READING POSTED FOR LAST 12 MONTHS



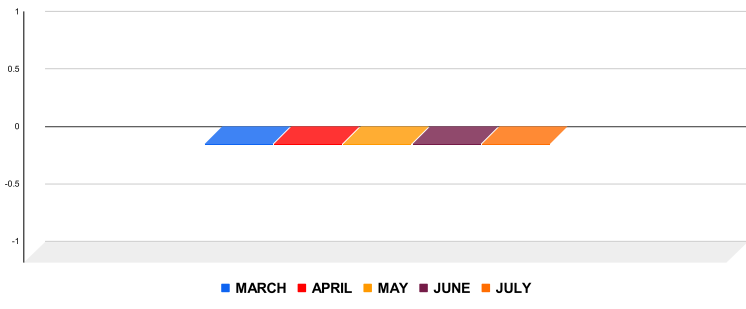
NUMBER OF DISCONNECTIONS DUE TO NON PAYMENT VS DUE TO FAULTY METERS



MOBILE NUMBER UPDATION

Marks	Total marks	Rank
10.00	10	11

MOBILE NUMBER UPDATION PENDING

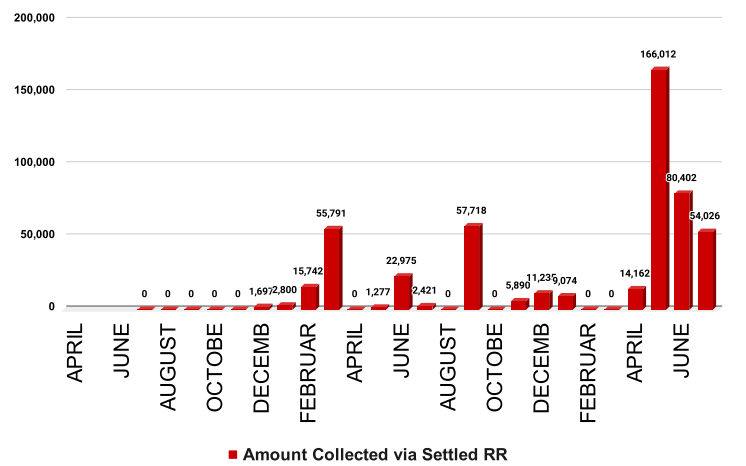


Mobile Number updation pending				
MARCH	APRIL	MAY	JUNE	JULY
0	0	0	0	0

REVENUE RECOVERY STATUS

Marks	Total marks	Rank
0.63	8	22

AMOUNT COLLECTED VIA SETTLED RR OF PREVIOUS MONTHS




MONTH	No of RR Notices Issued	No of RR Proceed	No Of RR Settled	Amount Collected via Settled RR
FEBRUARY	209	67	14	66,599
MARCH	131	43	16	142,615
APRIL	143	48	2	14,162
MAY	127	41	18	166,012
JUNE	154	10	8	80,402
JULY	56	33	16	54,026

JAL JEEVAN MISSION ROUTING

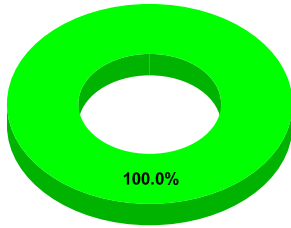
Marks	Total marks	Rank
9.99	10	18

CONNECTIONS ROUTED THROUGH E ABACUS & PENDING TO BE ROUTED AS ON JUNE 2024



Month	Total No of JJM Connection	No of connection routed in e-Abacus	Balance connection to be routed
FEBRUARY			
	24,535	24,535	0
MARCH			
	25,363	25,348	15
APRIL			
	25,911	25,911	0
MAY			
	26,458	26,458	0
JUNE			
	26,624	26,624	0
JULY			
	26,643	26,643	0

CONNECTIONS ROUTED THROUGH E ABACUS & PENDING TO BE ROUTED AS ON JULY 2024



Sources of data	
Revenue Collection Data	DCB based on E-abacus data collected from Divisions and consolidated by RMC
Amnesty Data	Summary of Live data submitted by Revenue Division via Google sheet shared
Meter Reading Data	Data collected from division via google sheets
Faulty Meter Replacement Data	Data collected from division via google sheets
JJM Reading Posting	Data collected from division via google sheets
Moile Number updation Status	Data collected from division via google sheets
Disconnection data	Data collected from division via google sheets
BPL data	Data provided from DBA
Arrear Break up	Govt. Arrear , Central Govt. Arrear as on January based on e-abacus ; LSGD data based on DCB
Total Arrears and Total Connections	Data from DCB
Top Defaulters	Arrear data from E-abacus as on July