



കേരള ജല അതോറിറ്റി

PAINAV

JULY

Report Generated at 04/09/2024 14:46:34

#N/A

Name of Executive Engineer

Name of Revenue officer

Sri.Pradeepmon Varghese

CONNECTIONS AS ON AS ON JULY :

ARREARS IN CRORE AS ON JULY :

0.00

ARREARS

STATE GOVERNMENT

CENTRAL GOVERNMENT

PSU

OTHERS

LSGD

0

0

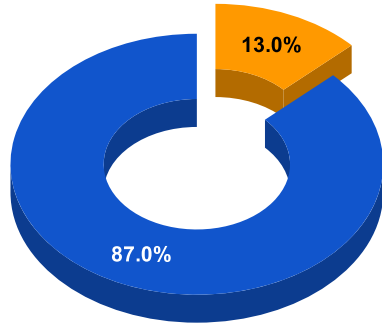
0

ARREAR BREAK UP INCLUDING LSGD

ARREARS INCLUDING LSGD

BPL DATA

BPL CONNECTIONS AS % OF TOTAL LIVE CONNECTIONS



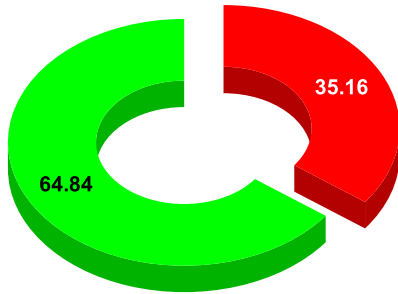
● BPL CONNECTIONS ● TOTAL LIVE CONNECTIONS

TOTAL NO OF BPL CONNECTIONS	
AS ON JULY 2023	#N/A

COMPREHENSIVE INDEX

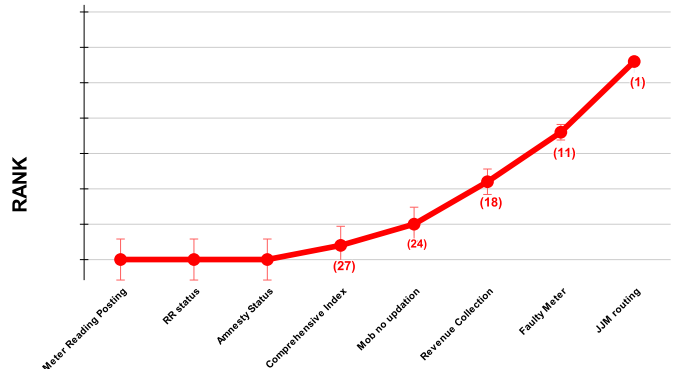
Marks	Total marks	Rank
#N/A	100	#N/A

MARKS OBTAINED

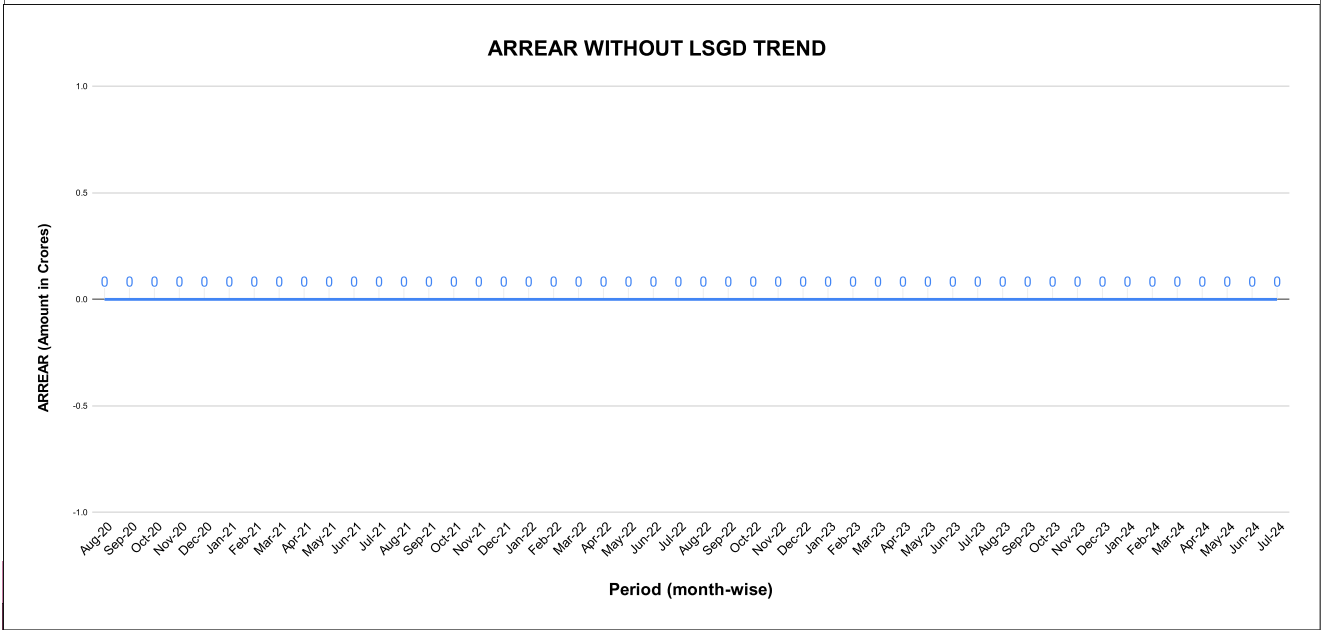


● Percent Score to be Achieved ● Percent Score Achieved

DIVISION RANK IN VARIOUS PARAMETERS



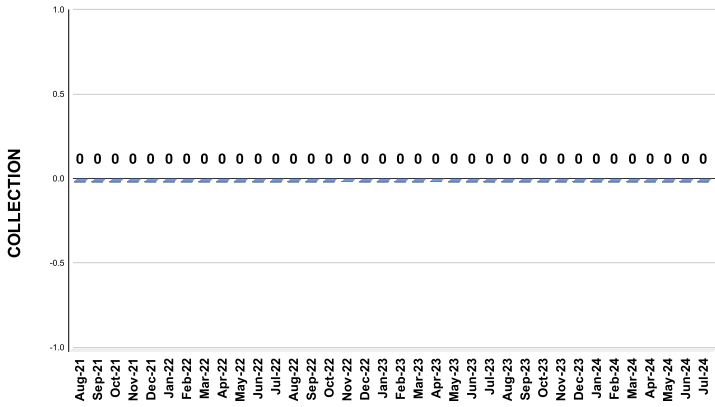
	Marks	Total marks	Rank
<u>COMPREHENSIVE INDEX</u>	#N/A	100	#N/A
<u>REVENUE COLLECTION ACHIEVEMENT</u>	#N/A	25	#N/A
<u>METER READING POSTING</u>	#N/A	16	#N/A
<u>FAULTY METER REPLACEMENT</u>	#N/A	20	#N/A
<u>MOBILE NO UPDATION</u>	#N/A	10	#N/A
<u>REVENUE RECOVERY STATUS</u>	#N/A	8	#N/A
<u>JAL JEEVAN MISSION ROUTING</u>	#N/A	10	#N/A
<u>AMNESTY</u>	#N/A	11	#N/A



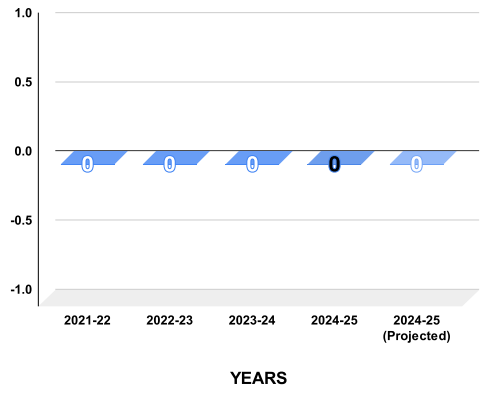
YEAR	April	May	June	July	August	September	October	November	December	January	February	March
2020-21	0.88	12.26	27.37	15.23	21.75	21.57	25.97	26.45	32.79	36.75	44.20	77.01
2021-22	16.09	7.71	14.81	31.30	31.07	25.91	23.07	26.62	31.75	38.23	33.28	57.28
2022-23	15.82	27.04	37.74	31.88	35.13	48.38	34.87	32.53	36.79	44.38	35.28	74.03
2023-24	34.10	41.55	42.47	49.48	57.17	50.90	61.49	60.11	57.92	79.46	75.69	91.53
2024-25	0.00	0.00	0.00	0.00								

YEAR	2020-21	2021-22	2022-23	2023-24	2024-25	2024-25 (Proj)
COLLECTION IN LAKHS	342.24	337.12	453.86	701.86	0.00	0.00

REVENUE COLLECTION TREND

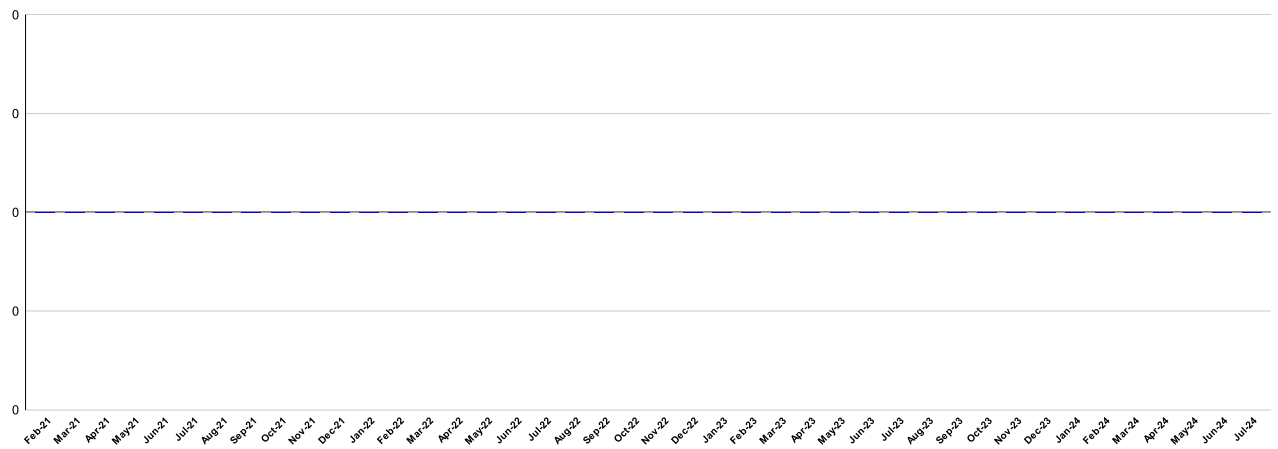


REVENUE COLLECTION FOR LAST 3 YEARS IN CRORES



Add a series to start visualizing your data

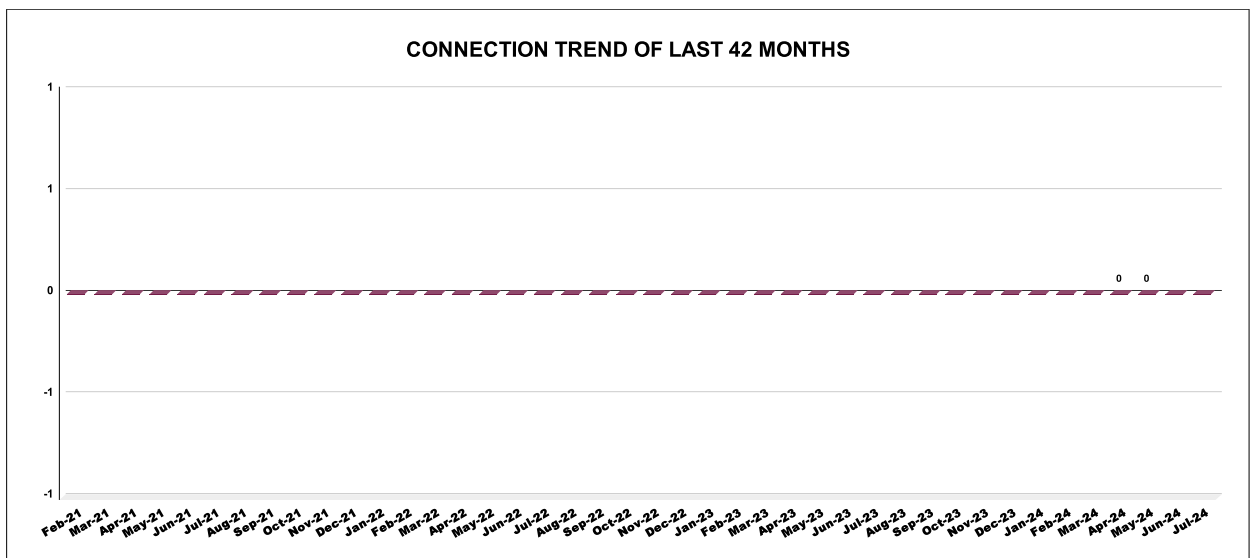
COLLECTIONS VS CONNECTIONS TREND FOR THE LAST 42 MONTHS



CONNECTION OF LAST 38 MONTHS

YEAR	April	May	June	July	August	September	October	November	December	January	February	March
2020-21	22,135	22,274	22,373	22,493	22,532	22,591	22,705	29,224	30,989	33,006	35,344	38,069
2021-22	39,358	39,855	40,762	41,760	43,138	44,267	45,281	46,163	47,073	47,802	48,382	49,123
2022-23	49,299	49,951	51,130	51,985	52,931	53,519	54,302	54,882	49,774	51,782	52,720	53,858
2023-24												
2024-25	0	0										

CONNECTION TREND OF LAST 42 MONTHS



METER READING POSTING

Marks	Total marks	Rank
#N/A	16	#N/A

Total No. of Live connection on February	Total No. of readings posted on February	Total Readings of February against 50% Total Live Connections of February 24
		#DIV/0!
Total No. of Live connection on April	Total No. of readings posted on April	Total Readings of April against 50% Total Live Connections of April 24
19,128	9,748	101.92%
Total No. of Live connection on June	Total No. of readings posted on June	Total Readings of June against 50% Total Live Connections of June 24
20,596	10,248	99.51%


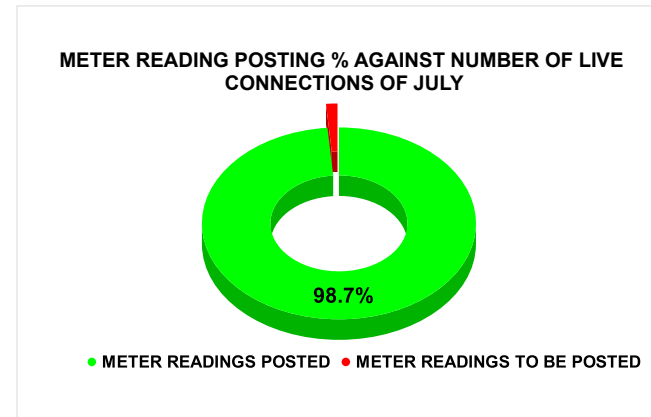
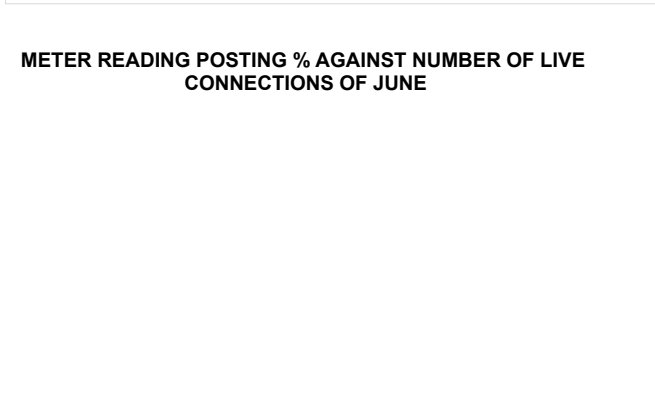


Total No. of Live connection on March	Total No. of readings posted on March	Total Readings of March against 50% Total Live Connections of March 24
		#DIV/0!
Total No. of Live connection on May	Total No. of readings posted on May	Total Readings of May against 50% Total Live Connections of May 24
20,540	10,302	100.31%
Total No. of Live connection on July	Total No. of readings posted on July	Total Readings of July against 50% Total Live Connections of July 24
20,632	10,178	98.66%

METER READING POSTING % AGAINST NUMBER OF LIVE CONNECTIONS OF FEBRUARY

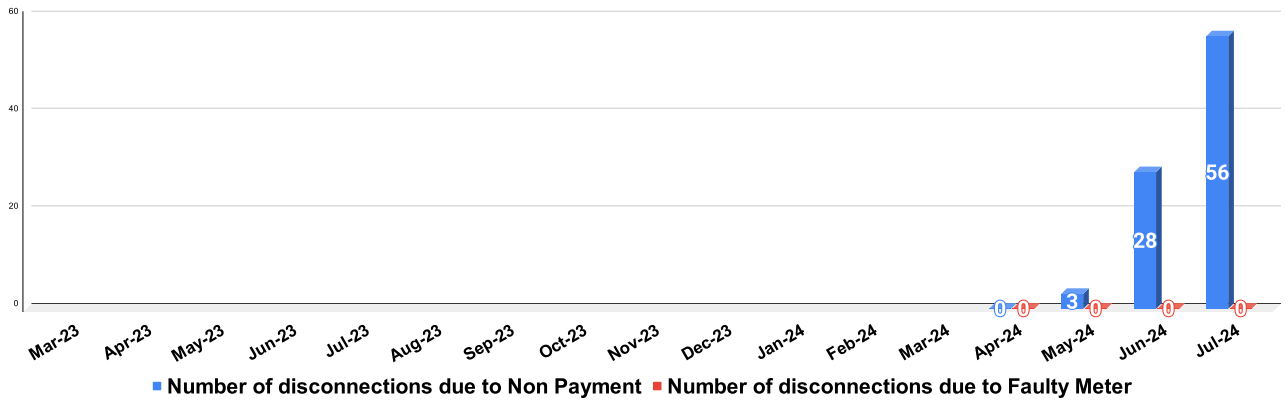
Add a series to start visualizing your data

METER READING POSTING % AGAINST NUMBER OF LIVE CONNECTIONS OF MARCH

Add a series to start visualizing your data



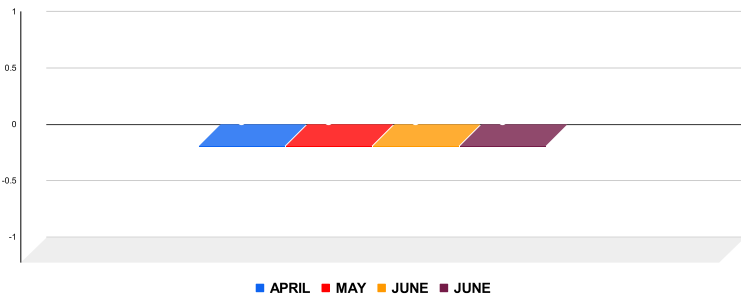
NUMBER OF DISCONNECTIONS DUE TO NON PAYMENT VS DUE TO FAULTY METERS



MOBILE NUMBER UPDATION

Marks	Total marks	Rank
#N/A	10	#N/A

MOBILE NUMBER UPDATION PENDING

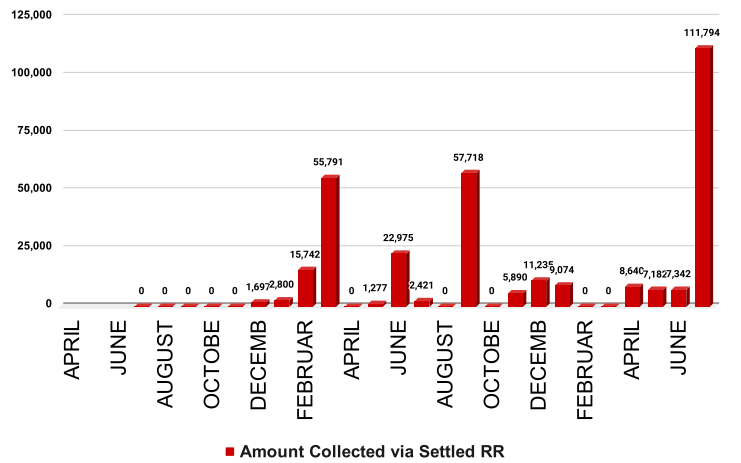


Mobile Number updation pending				
MARCH	APRIL	MAY	JUNE	JULY
0	0	0	0	0

REVENUE RECOVERY STATUS

Marks	Total marks	Rank
#N/A	8	#N/A

AMOUNT COLLECTED VIA SETTLED RR OF PREVIOUS MONTHS




MONTH	No of RR Notices Issued	No of RR Proceed	No Of RR Settled	Amount Collected via Settled RR
FEBRUARY	0	0	0	0
MARCH	0	0	0	0
APRIL	0	0	6	8,640
MAY	4	0	5	7,182
JUNE	19	0	3	7,342
JULY	35	32	11	111,794

JAL JEEVAN MISSION ROUTING

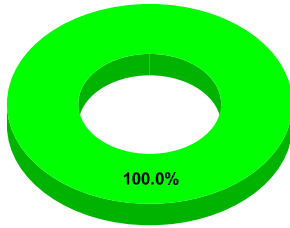
Marks	Total marks	Rank
#N/A	10	#N/A

CONNECTIONS ROUTED THROUGH E ABACUS & PENDING TO BE ROUTED AS ON JUNE 2024



Month	Total No of JJM Connection	No of connection routed in e-Abacus	Balance connection to be routed
FEBRUARY			
MARCH			
APRIL	12,258	12,258	0
MAY	12,430	12,430	0
JUNE	12,461	12,461	0
JULY	12,543	12,543	0

CONNECTIONS ROUTED THROUGH E ABACUS & PENDING TO BE ROUTED AS ON JULY 2024



Sources of data	
Revenue Collection Data	DCB based on E-abacus data collected from Divisions and consolidated by RMC
Amnesty Data	Summary of Live data submitted by Revenue Division via Google sheet shared
Meter Reading Data	Data collected from division via google sheets
Faulty Meter Replacement Data	Data collected from division via google sheets
JJM Reading Posting	Data collected from division via google sheets
Moile Number updation Status	Data collected from division via google sheets
Disconnection data	Data collected from division via google sheets
BPL data	Data provided from DBA
Arrear Break up	Govt. Arrear , Central Govt. Arrear as on January based on e-abacus ; LSGD data based on DCB
Total Arrears and Total Connections	Data from DCB
Top Defaulters	Arrear data from E-abacus as on July