



കേരള ജല അതോറിറ്റി

KAYAMKULAM	JULY	Report Generated at 04/09/2024 14:46:25	#N/A
-------------------	------	---	------


Name of Executive Engineer	Sri.Mohd.Rashid.A
-----------------------------------	-------------------

Name of Revenue officer	Sri. Vinod Jacob
--------------------------------	------------------

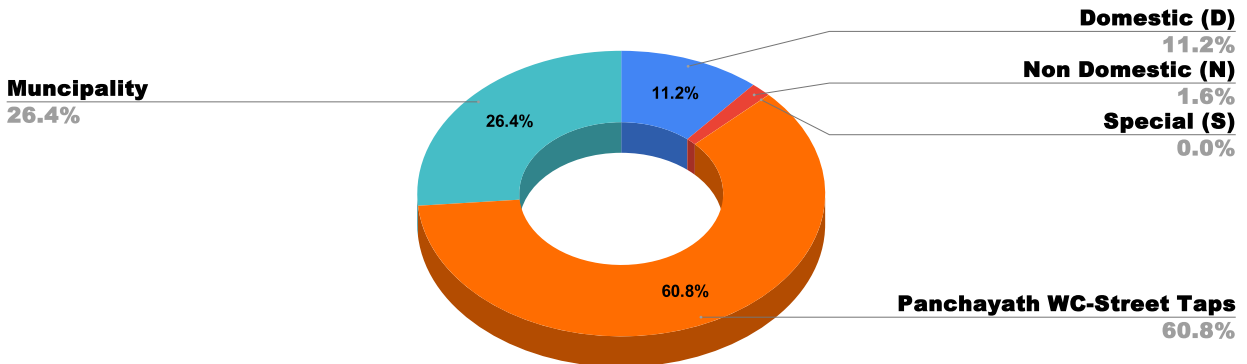
CONNECTIONS AS ON AS ON JULY :	1,24,169	ARREARS IN CRORE AS ON JULY :	12.64
---------------------------------------	-----------------	--------------------------------------	--------------

ARREARS				
STATE GOVERNMENT	CENTRAL GOVERNMENT	PSU	OTHERS	LSGD
0		0	12,63,97,103	85,31,50,993

ARREAR BREAK UP INCLUDING LSGD

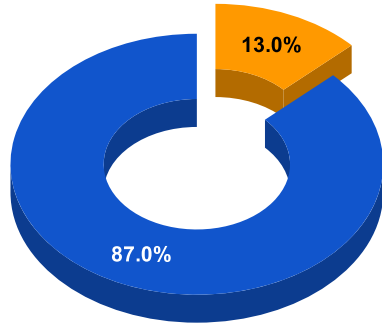


ARREARS INCLUDING LSGD



BPL DATA

BPL CONNECTIONS AS % OF TOTAL LIVE CONNECTIONS



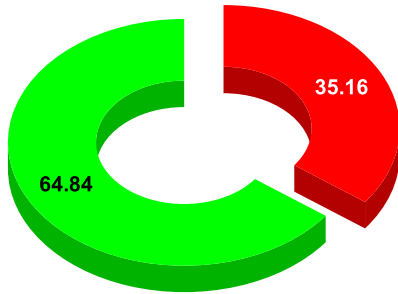
● BPL CONNECTIONS ● TOTAL LIVE CONNECTIONS

TOTAL NO OF BPL CONNECTIONS	
AS ON JULY 2023	#N/A

COMPREHENSIVE INDEX

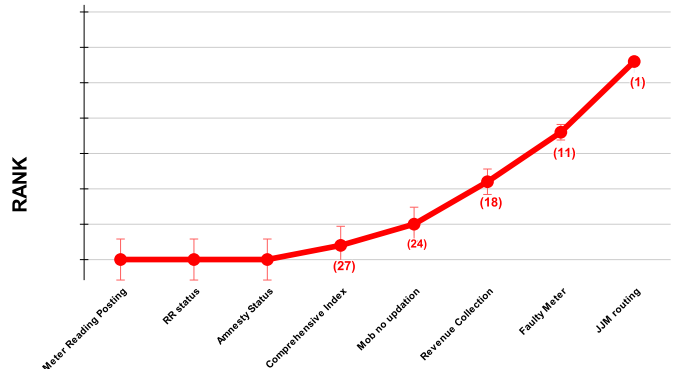
Marks	Total marks	Rank
#N/A	100	#N/A

MARKS OBTAINED

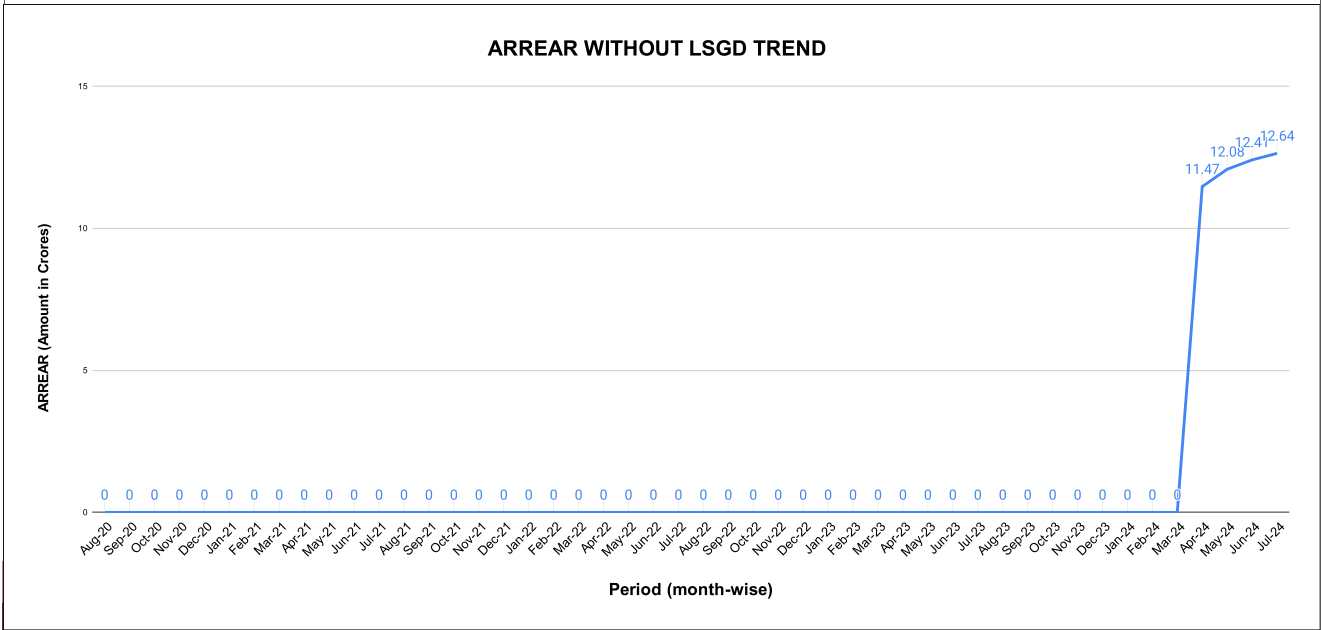


● Percent Score to be Achieved ● Percent Score Achieved

DIVISION RANK IN VARIOUS PARAMETERS



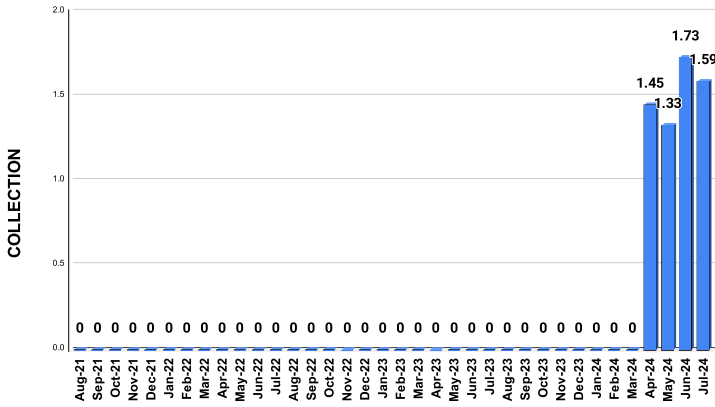
	Marks	Total marks	Rank
<u>COMPREHENSIVE INDEX</u>	#N/A	100	#N/A
<u>REVENUE COLLECTION ACHIEVEMENT</u>	#N/A	25	#N/A
<u>METER READING POSTING</u>	#N/A	16	#N/A
<u>FAULTY METER REPLACEMENT</u>	#N/A	20	#N/A
<u>MOBILE NO UPDATION</u>	#N/A	10	#N/A
<u>REVENUE RECOVERY STATUS</u>	#N/A	8	#N/A
<u>JAL JEEVAN MISSION ROUTING</u>	#N/A	10	#N/A
<u>AMNESTY</u>	#N/A	11	#N/A



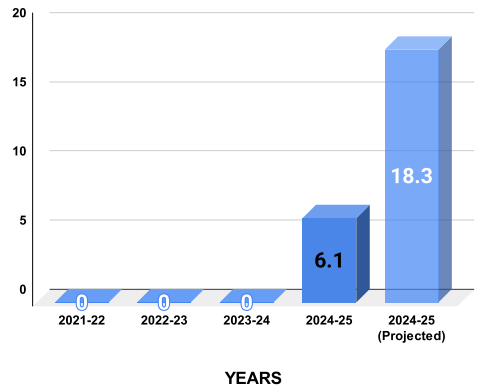
YEAR	April	May	June	July	August	September	October	November	December	January	February	March
2020-21	0.88	12.26	27.37	15.23	21.75	21.57	25.97	26.45	32.79	36.75	44.20	77.01
2021-22	16.09	7.71	14.81	31.30	31.07	25.91	23.07	26.62	31.75	38.23	33.28	57.28
2022-23	15.82	27.04	37.74	31.88	35.13	48.38	34.87	32.53	36.79	44.38	35.28	74.03
2023-24	34.10	41.55	42.47	49.48	57.17	50.90	61.49	60.11	57.92	79.46	75.69	91.53
2024-25	145.03	133.28	172.97	159.11								

YEAR	2020-21	2021-22	2022-23	2023-24	2024-25	2024-25 (Proj)
COLLECTION IN LAKHS	342.24	337.12	453.86	701.86	610.39	1,831.17

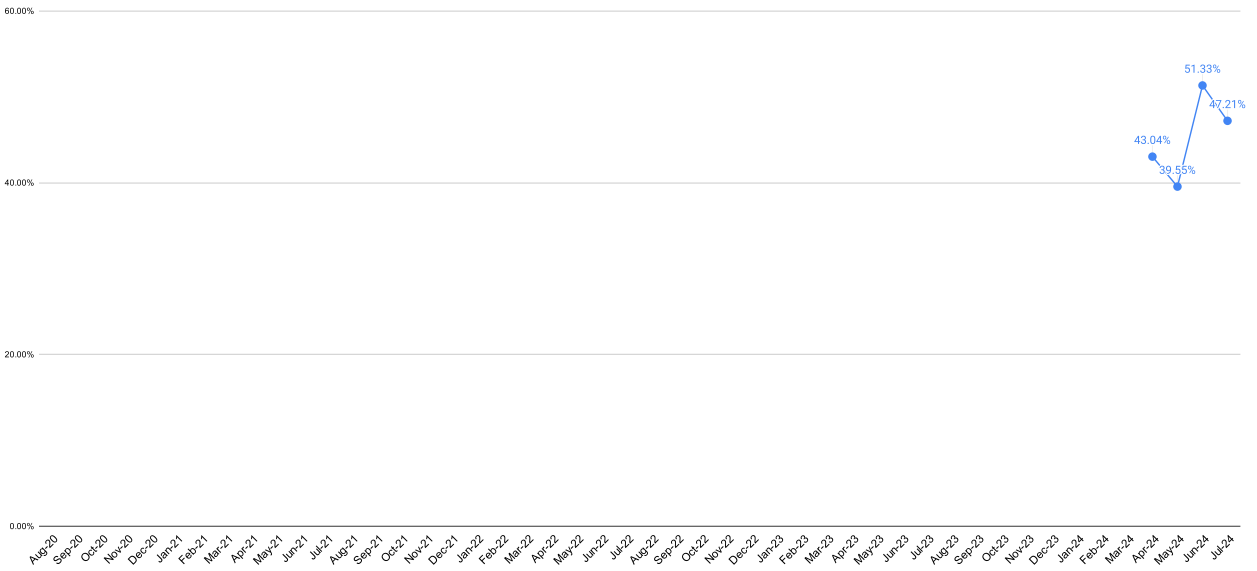
REVENUE COLLECTION TREND



REVENUE COLLECTION FOR LAST 3 YEARS IN CRORES

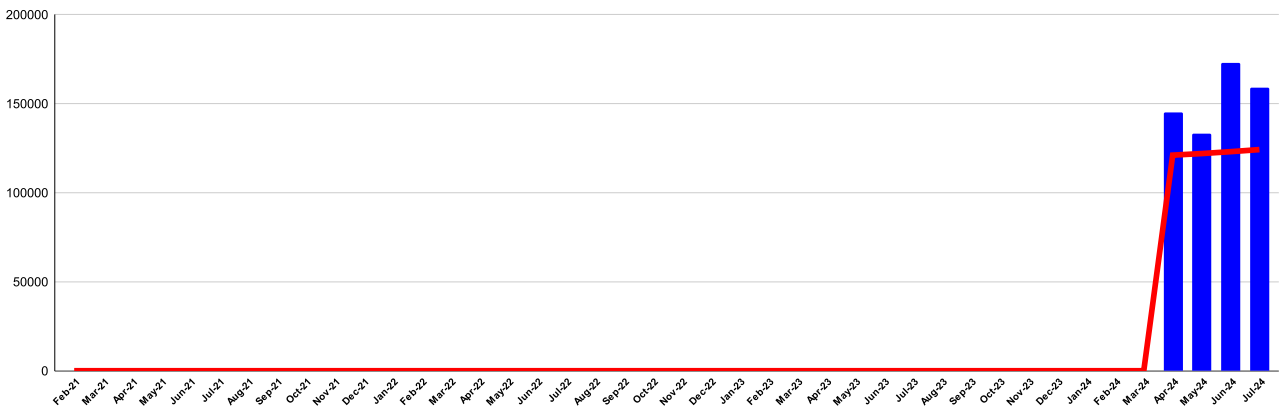


REVENUE COLLECTION ACHIEVEMENT IN PERCENTAGE



COLLECTIONS VS CONNECTIONS TREND FOR THE LAST 42 MONTHS

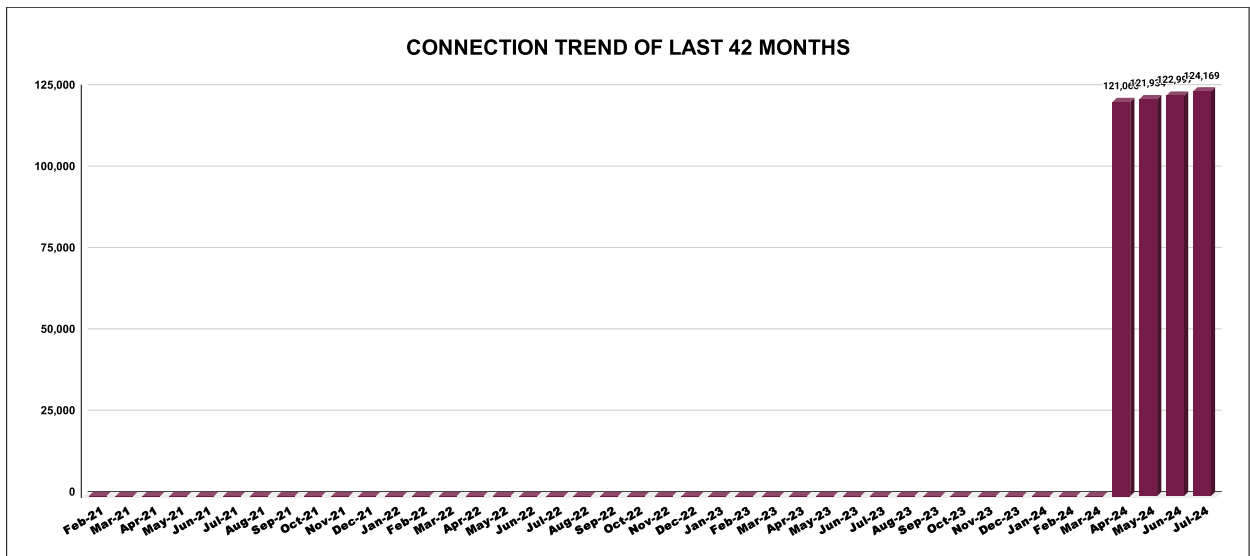
■ COLLECTION - CONNECTION



CONNECTION OF LAST 40 MONTHS

YEAR	April	May	June	July	August	September	October	November	December	January	February	March
2020-21	22,135	22,274	22,373	22,493	22,532	22,591	22,705	29,224	30,989	33,006	35,344	38,069
2021-22	39,358	39,855	40,762	41,760	43,138	44,267	45,281	46,163	47,073	47,802	48,382	49,123
2022-23	49,299	49,951	51,130	51,985	52,931	53,519	54,302	54,882	49,774	51,782	52,720	53,858
2023-24												
2024-25	1,21,060	1,21,934	1,22,997	1,24,169								

CONNECTION TREND OF LAST 42 MONTHS



METER READING POSTING

Marks	Total marks	Rank
#N/A	16	#N/A

Total No. of Live connection on February	Total No. of readings posted on February	Total Readings of February against 50% Total Live Connections of February 24
		#DIV/0!
Total No. of Live connection on April	Total No. of readings posted on April	Total Readings of April against 50% Total Live Connections of April 24
117,063	60,734	103.76%
Total No. of Live connection on June	Total No. of readings posted on June	Total Readings of June against 50% Total Live Connections of June 24
116,440	60,889	104.58%

Total No. of Live connection on March	Total No. of readings posted on March	Total Readings of March against 50% Total Live Connections of March 24
		#DIV/0!
Total No. of Live connection on May	Total No. of readings posted on May	Total Readings of May against 50% Total Live Connections of May 24
117,377	53,771	91.62%
Total No. of Live connection on July	Total No. of readings posted on July	Total Readings of July against 50% Total Live Connections of July 24
117,690	56,580	96.15%


METER READING POSTING % AGAINST NUMBER OF LIVE CONNECTIONS OF FEBRUARY

Add a series to start visualizing your data

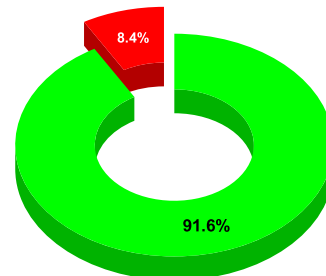
METER READING POSTING % AGAINST NUMBER OF LIVE CONNECTIONS OF MARCH

Add a series to start visualizing your data

METER READING POSTING % AGAINST NUMBER OF LIVE CONNECTIONS OF APRIL



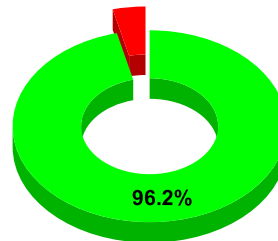
METER READING POSTING % AGAINST NUMBER OF LIVE CONNECTIONS OF MAY



● METER READINGS POSTED ● METER READINGS TO BE POSTED

METER READING POSTING % AGAINST NUMBER OF LIVE CONNECTIONS OF JUNE

METER READING POSTING % AGAINST NUMBER OF LIVE CONNECTIONS OF JULY

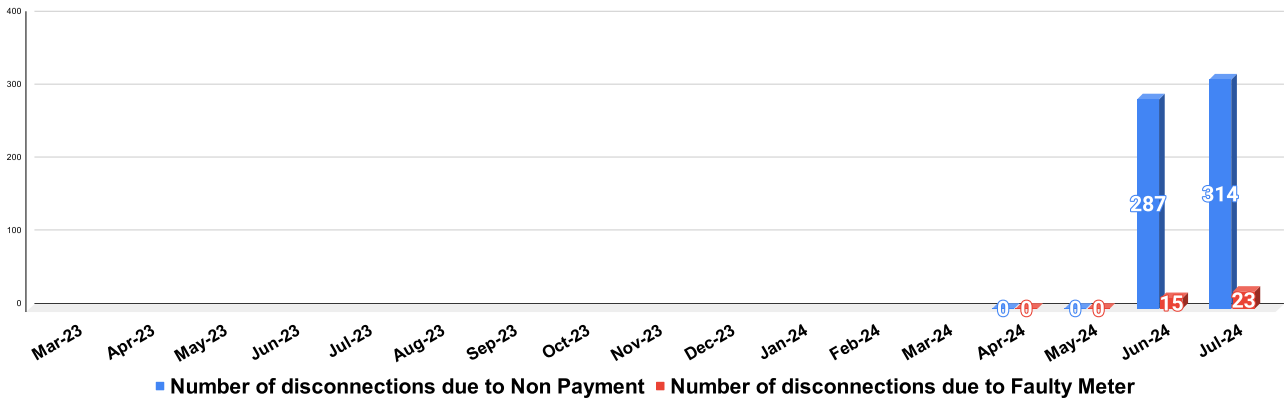


● METER READINGS POSTED ● METER READINGS TO BE POSTED

METER READING POSTED FOR LAST 12 MONTHS



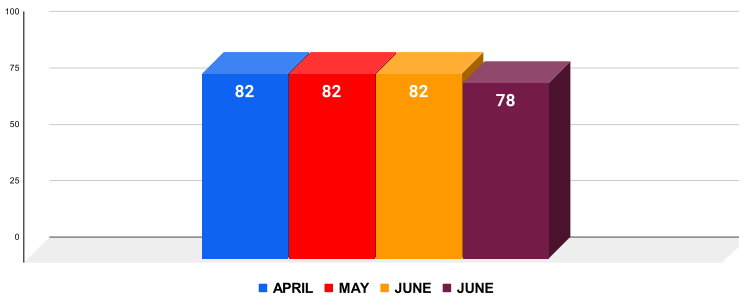
NUMBER OF DISCONNECTIONS DUE TO NON PAYMENT VS DUE TO FAULTY METERS



MOBILE NUMBER UPDATION

Marks	Total marks	Rank
#N/A	10	#N/A

MOBILE NUMBER UPDATION PENDING



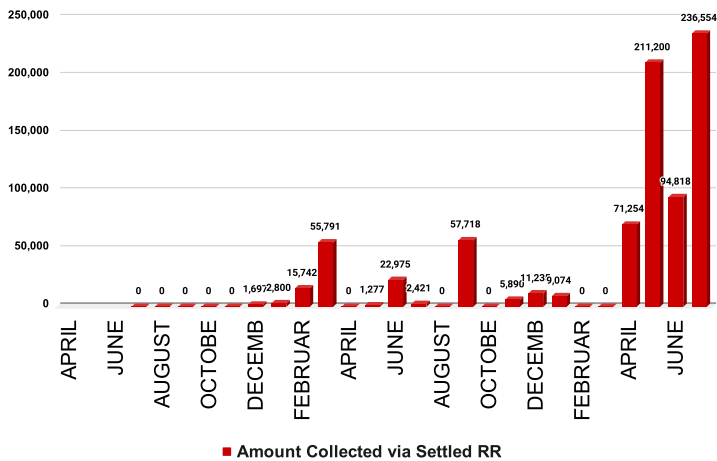
Mobile Number updation pending

MARCH	APRIL	MAY	JUNE	JULY
	82	82	82	78

REVENUE RECOVERY STATUS

Marks	Total marks	Rank
#N/A	8	#N/A

AMOUNT COLLECTED VIA SETTLED RR OF PREVIOUS MONTHS

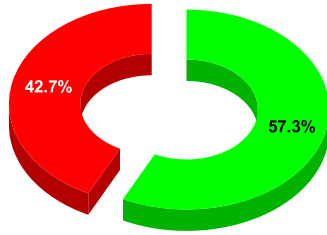


MONTH	No of RR Notices Issued	No of RR Proceed	No Of RR Settled	Amount Collected via Settled RR
FEBRUARY			0	0
MARCH			0	0
APRIL	91	0	14	71,254
MAY	105	0	14	211,200
JUNE	278	181	8	94,818
JULY	244	54	42	236,554

JAL JEEVAN MISSION ROUTING

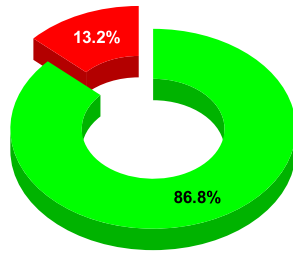
Marks	Total marks	Rank
#N/A	10	#N/A

CONNECTIONS ROUTED THROUGH E ABACUS & PENDING TO BE ROUTED AS ON JUNE 2024



● No of connection routed in e-Abacus ● Balance connection to be routed

CONNECTIONS ROUTED THROUGH E ABACUS & PENDING TO BE ROUTED AS ON JULY 2024



● No of connection routed in e-Abacus ● Balance connection to be routed

Month	Total No of JJM Connection	No of connection routed in e-Abacus	Balance connection to be routed
FEBRUARY			
MARCH			
APRIL	9,367	112	9,255
MAY	9,885	408	9,477
JUNE	21,872	12,539	9,333
JULY	22,296	12,315	1,874

Sources of data

Revenue Collection Data	DCB based on E-abacus data collected from Divisions and consolidated by RMC
Amnesty Data	Summary of Live data submitted by Revenue Division via Google sheet shared
Meter Reading Data	Data collected from division via google sheets
Faulty Meter Replacement Data	Data collected from division via google sheets
JJM Reading Posting	Data collected from division via google sheets
Moile Number updation Status	Data collected from division via google sheets
Disconnection data	Data collected from division via google sheets
BPL data	Data provided from DBA
Arrear Break up	Govt. Arrear , Central Govt. Arrear as on January based on e-abacus ; LSGD data based on DCB
Total Arrears and Total Connections	Data from DCB
Top Defaulters	Arrear data from E-abacus as on July