



കേരള ജല അതോറിറ്റി

MALAPPURAM	JUNE	Report Generated at 22/07/2024 13:41:39	Rank -2
-------------------	-------------	---	----------------

Name of Executive Engineer	Sri. Jayakrishnan.T.N
-----------------------------------	-----------------------

Name of Revenue officer	Sri. Balachandran
--------------------------------	-------------------

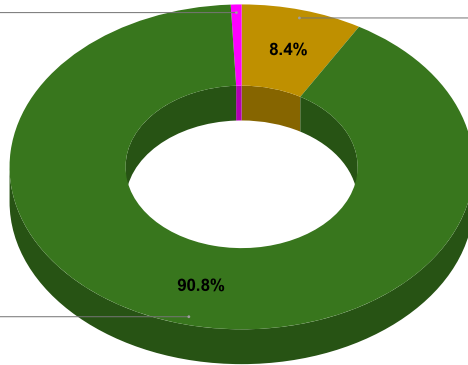
CONNECTIONS AS ON AS ON JUNE :	62,427	ARREARS IN CRORE AS ON JUNE :	9.90
---------------------------------------	---------------	--------------------------------------	-------------

ARREARS				
STATE GOVERNMENT	CENTRAL GOVERNMENT	PSU	OTHERS	LSGD
49,19,388	4,57,358	40,599	-275,617,971	67,33,22,415

ARREAR BREAK UP INCLUDING LSGD

PSU
0.7%

Central Gov
8.4%



State Gov
90.8%

ARREARS INCLUDING LSGD

Domestic (D)

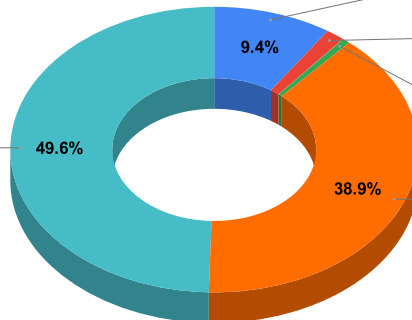
9.4%

Non Domestic (N)

1.5%

Bulk Supplies

0.6%



Municipality
49.6%

Panchayath WC-Street Taps
38.9%

DOMESTIC	NON DOMESTIC	INDUSTRIAL	SPECIAL	BULK SUPPLY	Panchayath WC-Street Taps	Municipality WC -Street Taps	Corporation WC - Street Taps
7,14,86,542	1,13,46,428	93,232	1,59,581	46,96,052	29,60,35,986	37,72,86,429	0

ARREARS WITH OUT LSGD

Bulk Supplies

5.3%

Special (S)

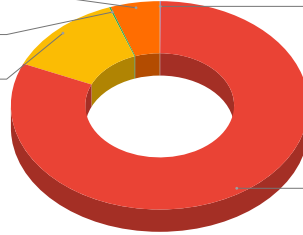
0.2%

Non Domestic (N)

12.9%

Industrial (I)

0.1%



Domestic (D)

81.4%

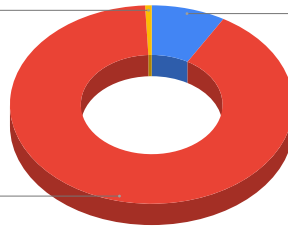
ARREAR BREAK UP WITH OUT LSGD

PSU

0.7%

Central Gov

8.4%



State Gov

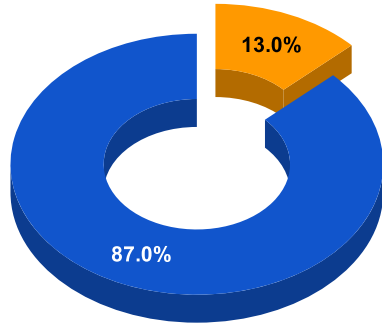
90.8%

TOP DEFAULTERS OF MALAPPURAM FOR THE MONTH OF JUNE

SL NO	NAME	ARREAR(IN CRORES)
1	THE AIRPORT DIRECTOR, CALICUT INTERNATIONAL AIRPORT, KARIPUR, KARIPUR P O., MALAPPURAM D T ,483279491	0.090
2	PRINCIPAL GOVT MEDI.COLLEGE, 12/216, GOVT. MEDICAL COLLEGE, MANJERI (PO)	0.069
3	THE COMMANDANT, MALABAR SPECIAL POLICE, 9497965361,9645765557,	0.063
4	SUPERINTENDENT, GOVT.DISTRICT HOSPITAL, NILAMBUR 9400063080, 7561004455	0.058
5	SINDHU K G, C/O RAVIKUMAR H NO : 12/948/B, KANIYAR PADIKKAL (H), Angadippuram	0.049
6	THE SUPERINTENDENT OF POLICE, S P OFFICE (DPO), MALAPPURAM 9497965319,	0.043
7	Zubair, site at Pazhamparambu., Mangattupulam, Kodoor po-676504, TANK CONSTRUCTION SITE	0.026
8	THE STATION OFFICER, FIRE & RESCUE STATION, MUNDUPARAMBA 2734800, 9497920207	0.025
9	ASHRAF N, S/O ABOOBACKER, NADUNGATT HOUSE, VARANGODE	0.024
10	OFFICER COMMANDING, 9 / 367A - 29K BN NCC CALICUT UNIVERSITY, CHETTIYARADU OLIPRAMKADU ROAD, CALICUT UNIVERSITY -	0.016

BPL DATA

BPL CONNECTIONS AS % OF TOTAL LIVE CONNECTIONS

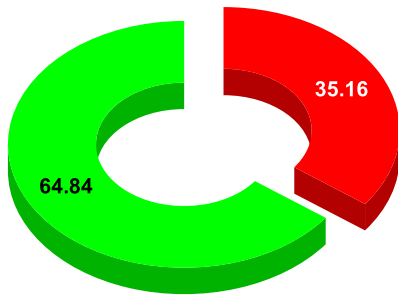


● BPL CONNECTIONS ● TOTAL LIVE CONNECTIONS

TOTAL NO OF BPL CONNECTIONS	
AS ON JULY 2023	19,705

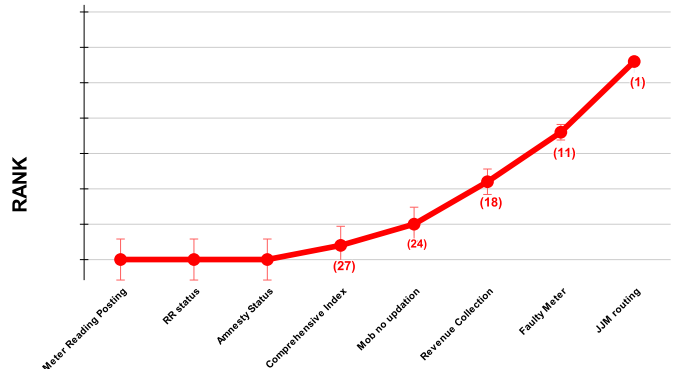
COMPREHENSIVE INDEX	Marks	Total marks	Rank
	87.35	100	2

MARKS OBTAINED

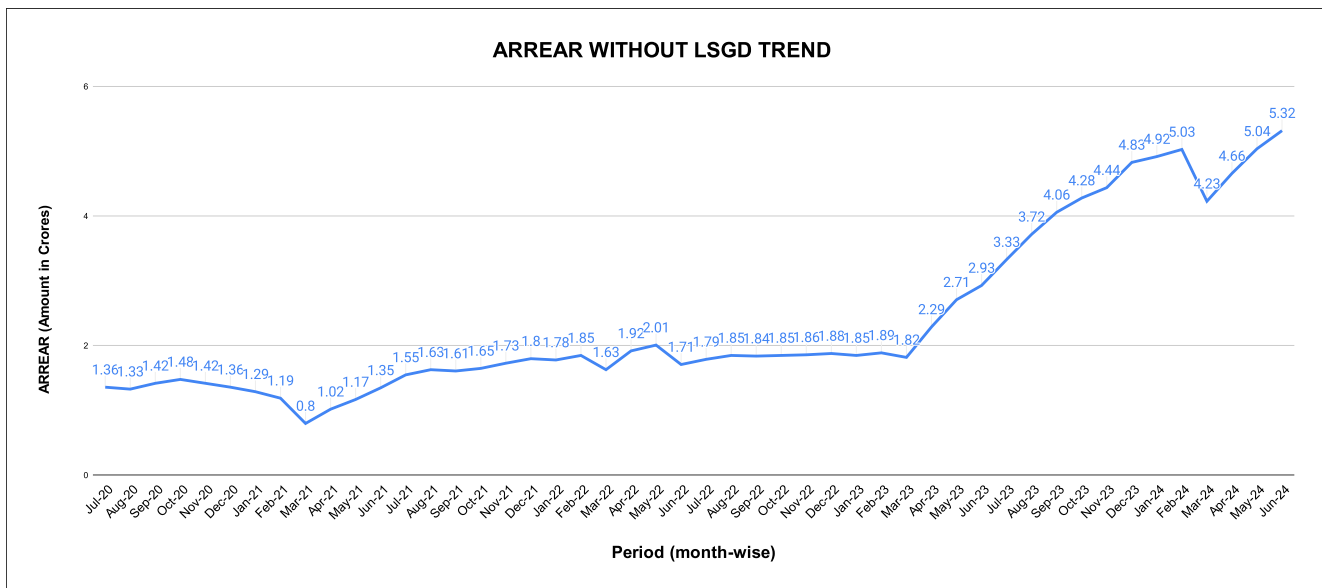
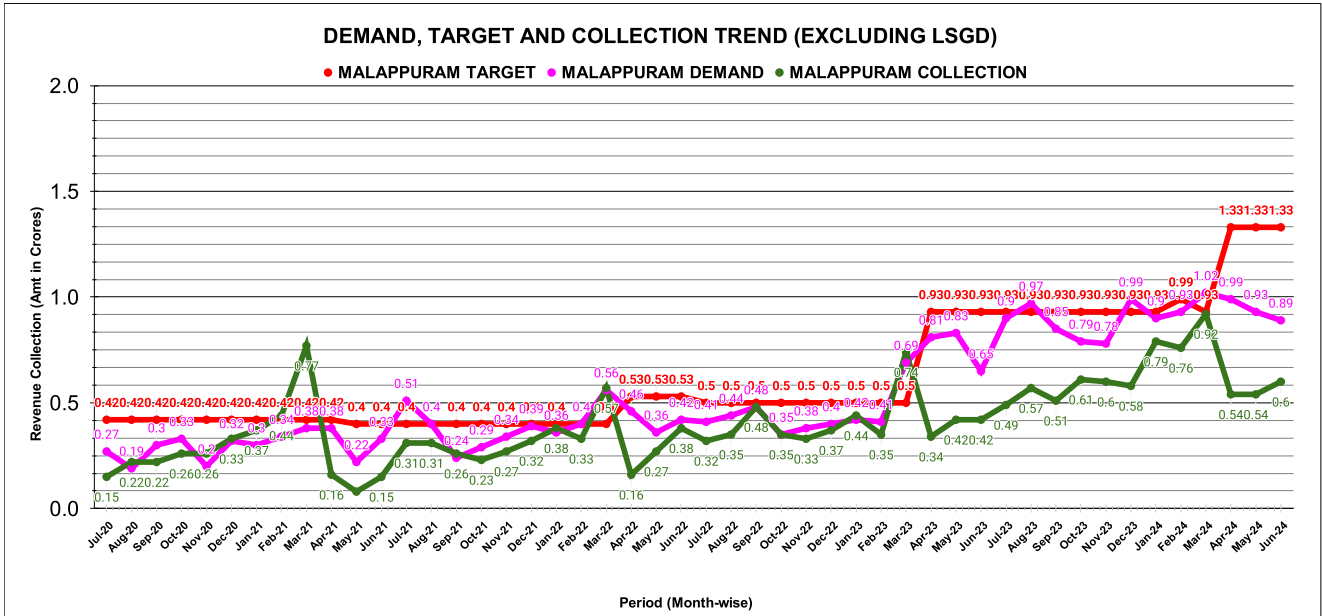


● Percent Score to be Achieved ● Percent Score Achieved

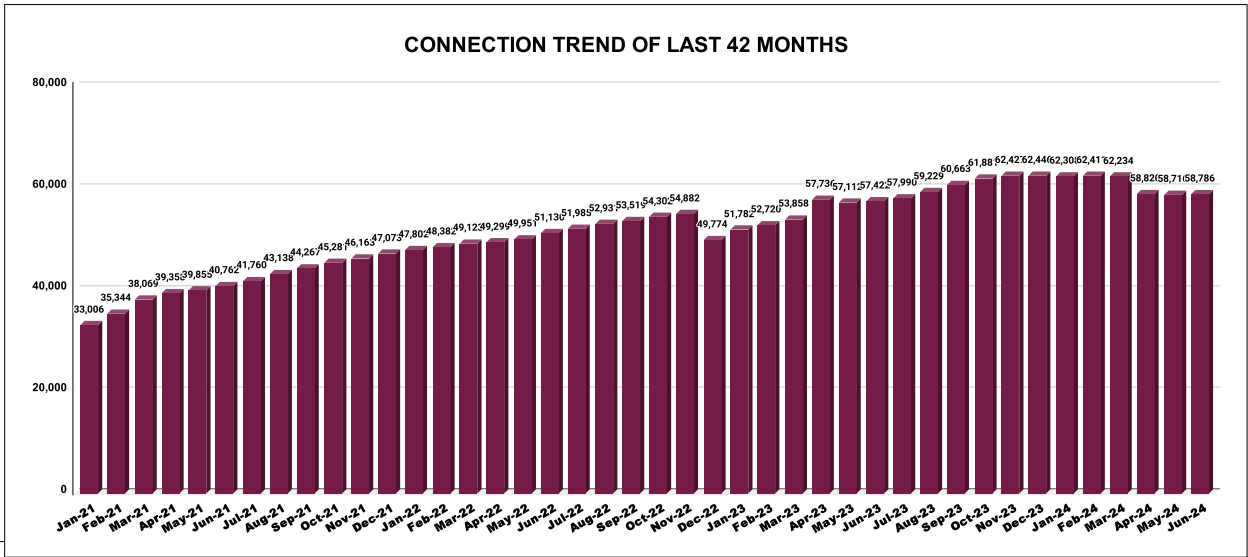
DIVISION RANK IN VARIOUS PARAMETERS



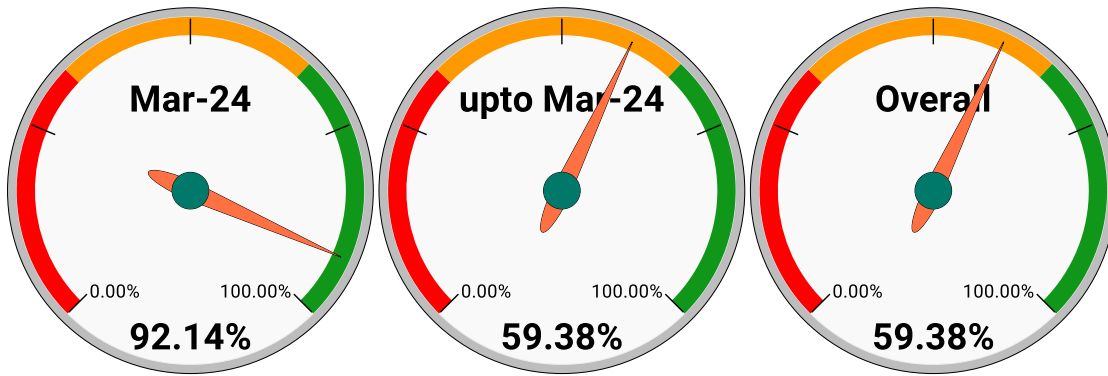
	Marks	Total marks	Rank
<u>COMPREHENSIVE INDEX</u>	87.35	100	2
<u>REVENUE COLLECTION ACHIEVEMENT</u>	18.18	25	8
<u>METER READING POSTING</u>	16.00	16	2
<u>FAULTY METER REPLACEMENT</u>	20.00	20	4
<u>MOBILE NO UPDATION</u>	10.00	10	7
<u>REVENUE RECOVERY STATUS</u>	3.92	8	5
<u>JAL JEEVAN MISSION ROUTING</u>	10.00	10	6
<u>AMNESTY</u>	9.25	11	6



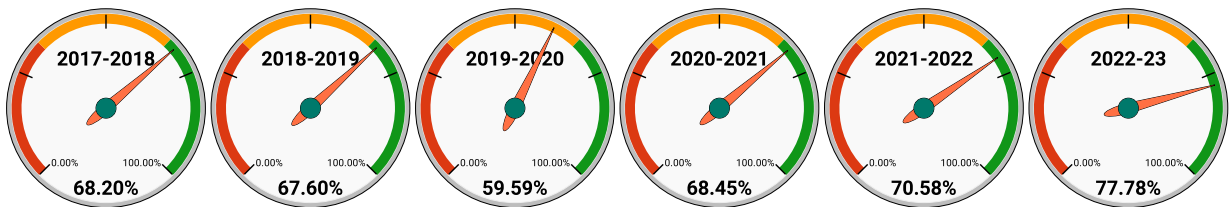
COLLECTION IN LAKHS												
YEAR	April	May	June	July	August	September	October	November	December	January	February	March
2020-21	0.88	12.26	27.37	15.23	21.75	21.57	25.97	26.45	32.79	36.75	44.20	77.01
2021-22	16.09	7.71	14.81	31.30	31.07	25.91	23.07	26.62	31.75	38.23	33.28	57.28
2022-23	15.82	27.04	37.74	31.88	35.13	48.38	34.87	32.53	36.79	44.38	35.28	74.03
2023-24	34.10	41.55	42.47	49.48	57.17	50.90	61.49	60.11	57.92	79.46	75.69	91.53
2024-25	264.80	264.88	252.36									
YEAR	2020-21	2021-22	2022-23	2023-24	2024-25	2024-25 (Proj)						
COLLECTION IN LAKHS	342.24	337.12	453.86	701.86	782.04	3,128.16						



Revenue Targets & Achievements for the year 2023-24



Previous 6 year Target Achievement

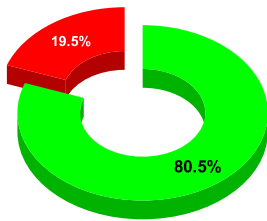


METER READING POSTING			Marks	Total marks	Rank
			16.00	16	2

Total No. of Live connection on January	Total No. of readings posted on January	Total Readings of January against 50% Total Live Connections of January 24
57,100	22,989	80.52%
Total No. of Live connection on March	Total No. of readings posted on March	Total Readings of March against 50% Total Live Connections of March 24
43,539	24,883	114.30%
Total No. of Live connection on May	Total No. of readings posted on May	Total Readings of May against 50% Total Live Connections of May 24
57,260	20,230	70.66%

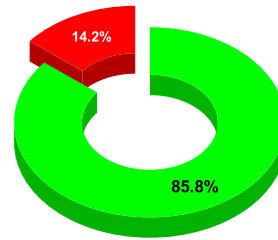
Total No. of Live connection on February	Total No. of readings posted on February	Total Readings of February against 50% Total Live Connections of February 24
37,457	16,072	85.82%
Total No. of Live connection on April	Total No. of readings posted on April	Total Readings of April against 50% Total Live Connections of April 24
57,307	24,780	86.48%
Total No. of Live connection on June	Total No. of readings posted on June	Total Readings of June against 50% Total Live Connections of June 24
56,460	24,040	85.16%

METER READING POSTING % AGAINST NUMBER OF LIVE CONNECTIONS OF JANUARY



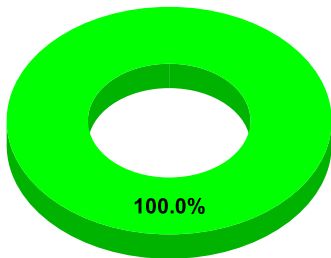
● METER READINGS POSTED ● METER READINGS TO BE POSTED

METER READING POSTING % AGAINST NUMBER OF LIVE CONNECTIONS OF FEBRUARY

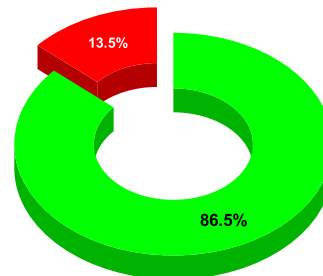


● METER READINGS POSTED ● METER READINGS TO BE POSTED

METER READING POSTING % AGAINST NUMBER OF LIVE CONNECTIONS OF MARCH



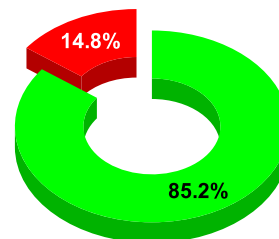
METER READING POSTING % AGAINST NUMBER OF LIVE CONNECTIONS OF APRIL



● METER READINGS POSTED ● METER READINGS TO BE POSTED

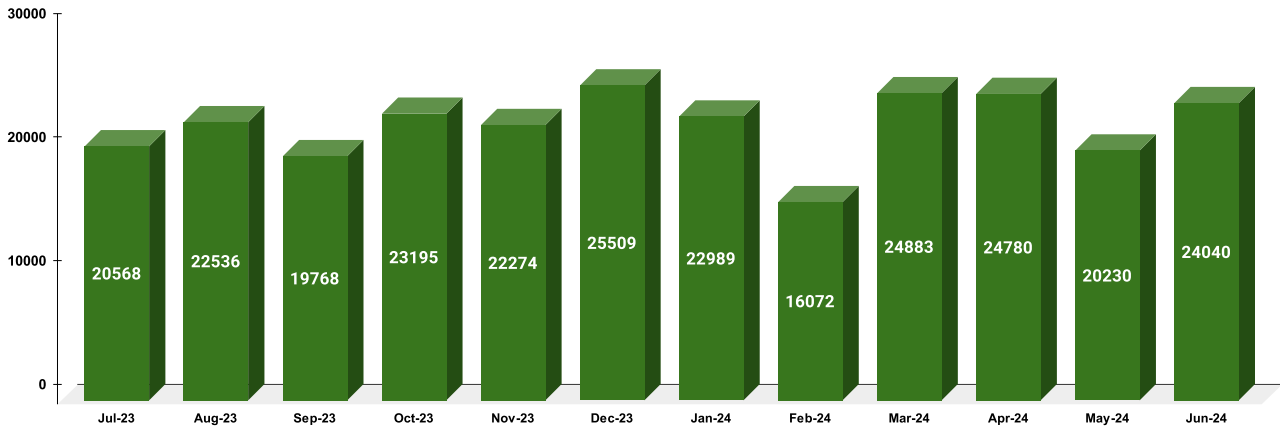
METER READING POSTING % AGAINST NUMBER OF LIVE CONNECTIONS OF MAY

METER READING POSTING % AGAINST NUMBER OF LIVE CONNECTIONS OF JUNE



● METER READINGS POSTED ● METER READINGS TO BE POSTED

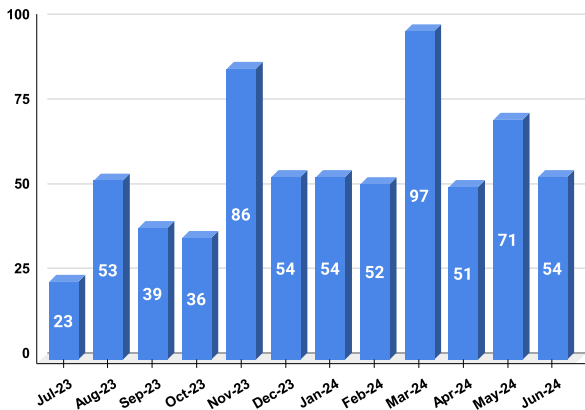
METER READING POSTED FOR LAST 12 MONTHS



FAULTY METER


Marks	Total marks	Rank
20.00	20	4

FAULTY METER REPLACEMENT OF LAST 12 MONTHS



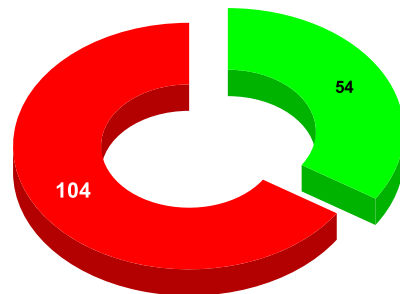
MONTH	Total No. of Faulty meters	Number of Faulty meter replaced	Number of Faulty meter pending
JANUARY	255	54	201
FEBRUARY	162	52	110
MARCH	185	97	88
APRIL	140	51	89
MAY	138	71	67
JUNE	158	54	104

FAULTY METER REPLACED VS FAULTY METER TO BE REPLACED ON MAY



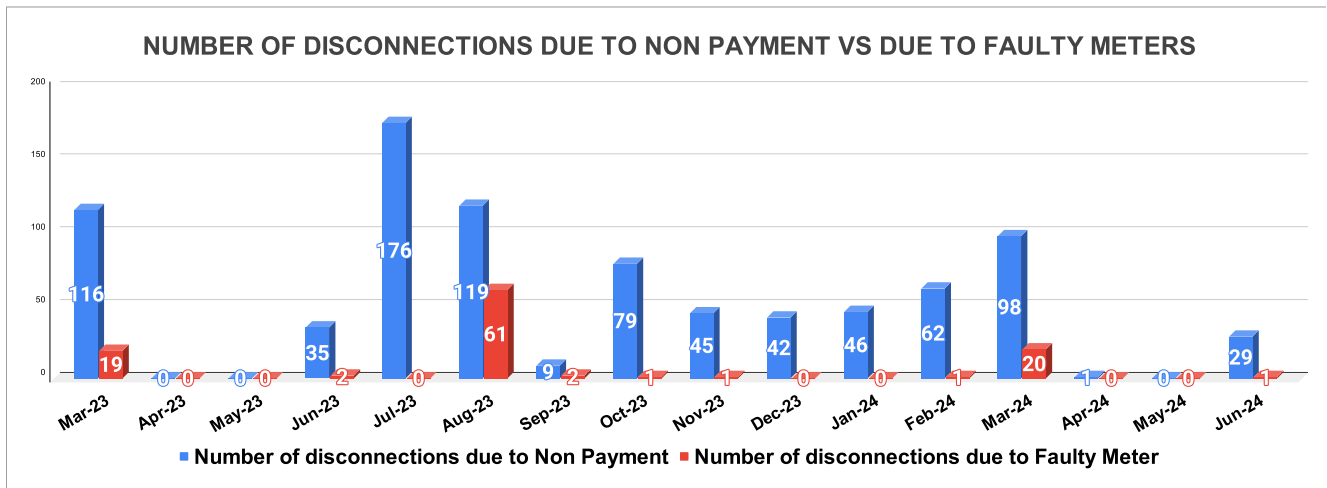
- NO OF FAULTY METERS REPLACED
- FAULTY METERS TO BE REPLACED

FAULTY METER REPLACED VS FAULTY METER TO BE REPLACED ON JUNE

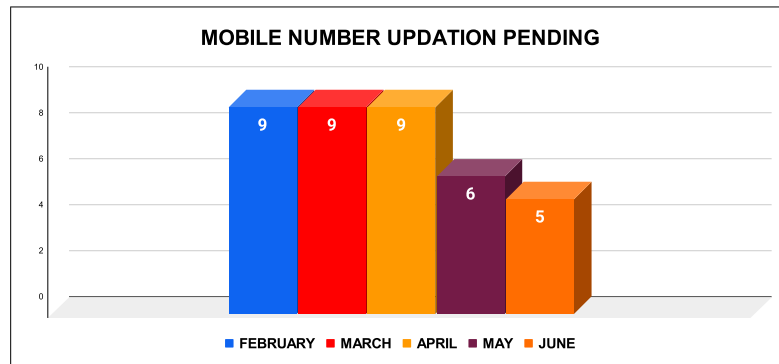


- NO OF FAULTY METERS REPLACED
- FAULTY METERS TO BE REPLACED

DISCONNECTION STATUS										Marks	Total marks	Rank
										-	-	-
DISCONNECTI ONS	APRIL	MAY	JUNE	JULY	AUGUST	SEPTEMBER	OCTOBER	NOVEMBER	DECEMBER	JANUARY	FEBRUARY	MARCH
DUE TO NON PAYMENT ()	0	0	35	176	119	9	79	45	42	46	62	98
DUE TO FAULTY METER ()	0	0	2	0	61	2	1	1	0	0	1	20
DUE TO NON PAYMENT ()	1	0	29									
DUE TO FAULTY METER ()	0	0	1									

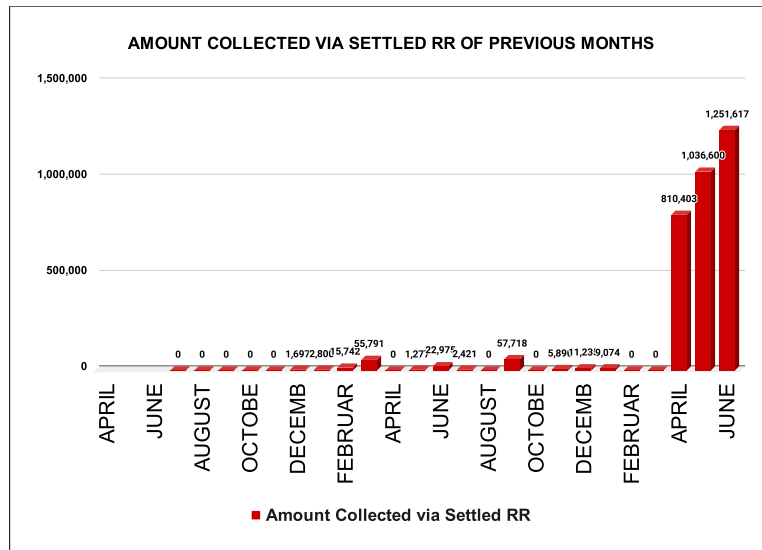


MOBILE NUMBER UPDATION					Marks	Total marks	Rank
					10.00	10	7



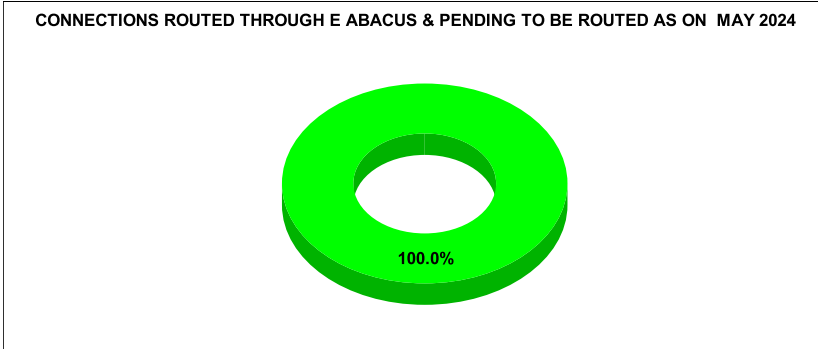
Mobile Number updation pending				
FEBRUARY	MARCH	APRIL	MAY	JUNE
9	9	9	6	5

REVENUE RECOVERY STATUS	Marks	Total marks	Rank
	3.92	8	5

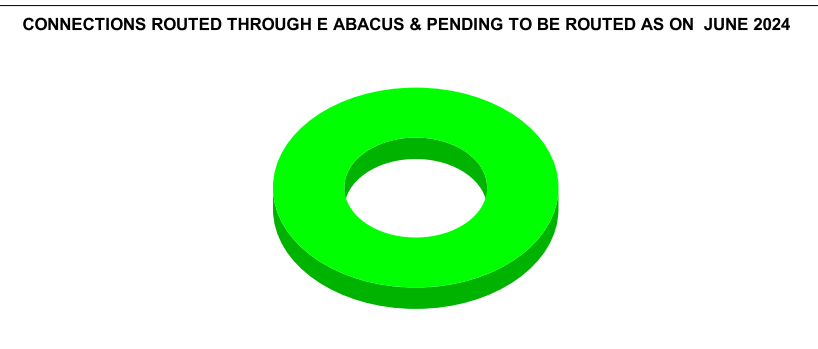


MONTH	No of RR Notices Issued	No of RR Proceed	No Of RR Settled	Amount Collected via Settled RR
JANUARY	514	150	164	1,178,096
FEBRUARY	491	122	170	1,172,234
MARCH	597	221	242	1,499,359
APRIL	261	104	96	810,403
MAY	369	127	129	1,036,600
JUNE	399	123	186	1,251,617

JAL JEEVAN MISSION ROUTING	Marks	Total marks	Rank
	10.00	10	6



MONTH	Total No of JJM Connection	No of connection routed in e-abacus	Balance connection to be routed
JANUARY	95,109	95,109	0
FEBRUARY	96,336	96,336	0
MARCH	97,158	97,158	0



MONTH	Total No of JJM Connection	No of connection routed in e-abacus	Balance connection to be routed
APRIL	100,895	100,895	0
MAY	101,427	101,427	0
JUNE	101,767	101,767	0

Sources of data	
Revenue Collection Data	DCB based on E-abacus data collected from Divisions and consolidated by RMC
Amnesty Data	Summary of Live data submitted by Revenue Division via Google sheet shared
Meter Reading Data	Data collected from division via google sheets
Faulty Meter Replacement Data	Data collected from division via google sheets
JJM Reading Posting	Data collected from division via google sheets
Moile Number updation Status	Data collected from division via google sheets
Disconnection data	Data collected from division via google sheets
BPL data	Data provided from DBA
Arrear Break up	Govt. Arrear , Central Govt. Arrear as on January based on e-abacus ; LSGD data based on DCB
Total Arrears and Total Connections	Data from DCB
Top Defaulters	Arrear data from E-abacus as on July