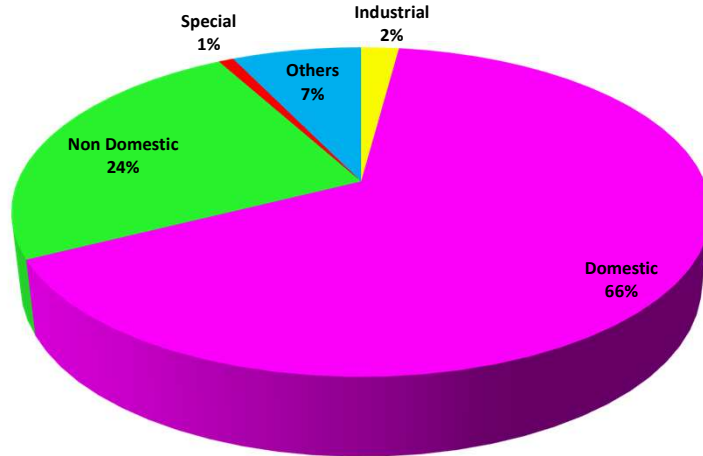
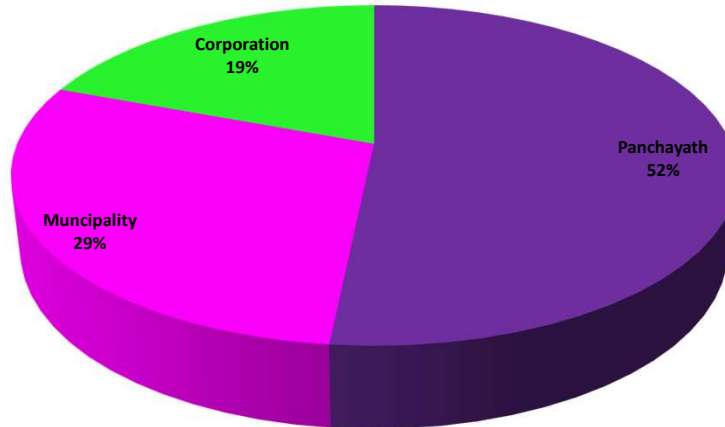


TOTAL DEMAND 2023-24

Amt in Cr				
Industrial	Domestic	Non Domestic	Special	Others
26.18	820.49	306.43	10.44	89.78

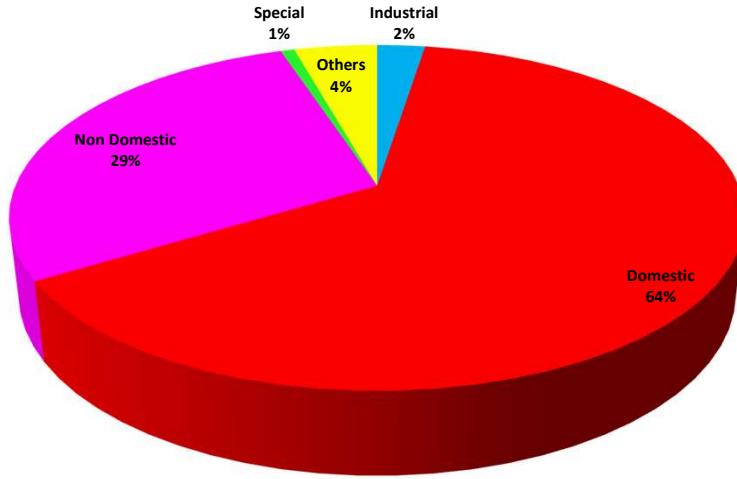


Amt in Cr		
Panchayath	Municipality	Corporation
227.74	128.23	85.09

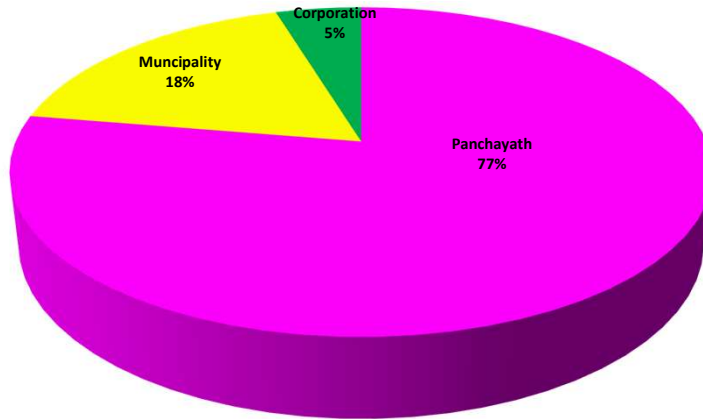


TOTAL COLLECTION 2023-24

Amt in Cr				
Industrial	Domestic	Non Domestic	Special	Others
25.92	658.19	294.74	7.45	44.97

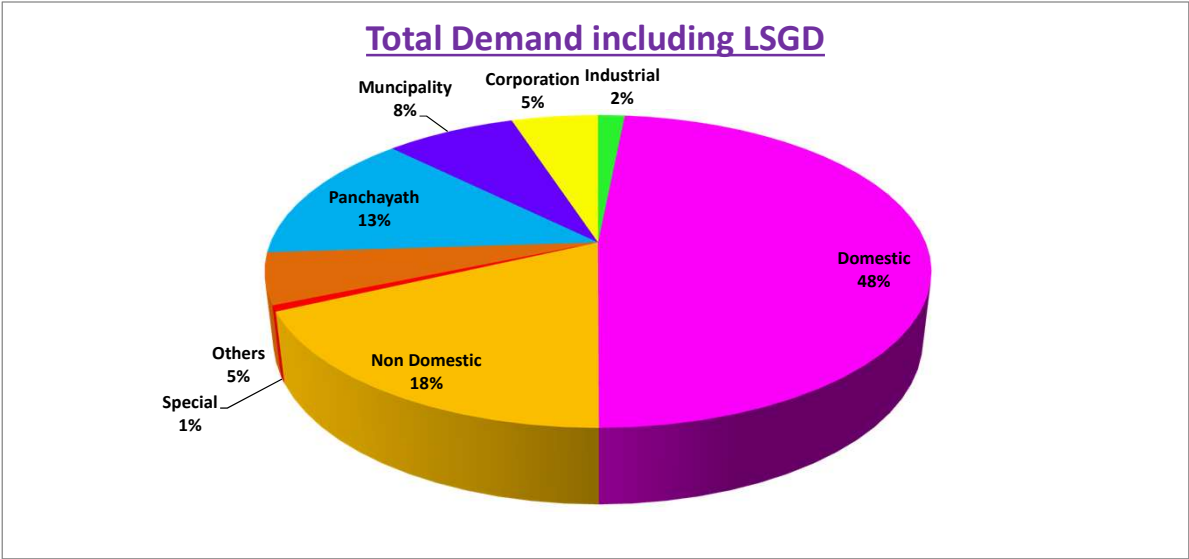


Amt in Cr		
Panchayath	Municipality	Corporation
104.41	23.76	6.32



TOTAL DEMAND INCLUDING LSGD

								Amt in Cr	
Industrial	Domestic	Non Domestic	Special	Others	Panchayath	Municipality	Corporation		
26.18	820.49	306.43	10.44	89.78	227.74	128.23	85.09		



TOTAL COLLECTION INCLUDING LSGD

								Amt in Cr	
Industrial	Domestic	Non Domestic	Special	Others	Panchayath	Municipality	Corporation		
25.92	658.19	294.74	7.45	44.97	104.41	23.76	6.32		

