

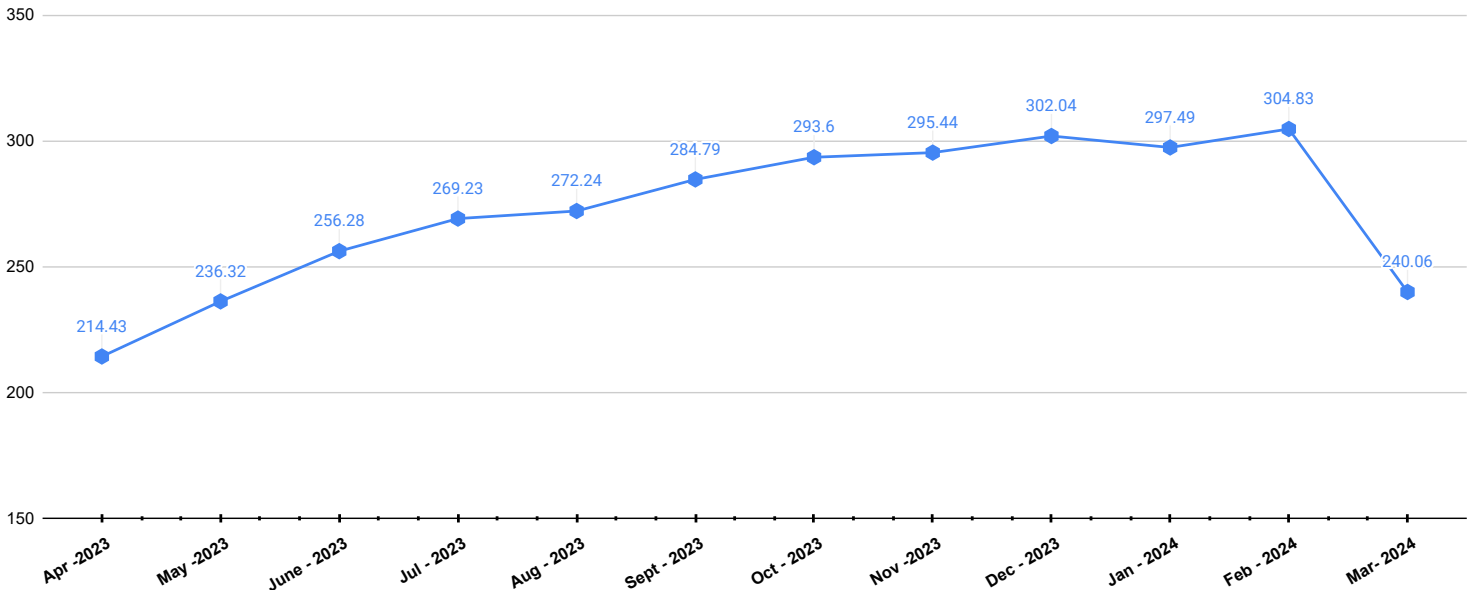
WATER CHARGE ARREAR (DCB) TREND ANALYSIS

Arrears KWA Consumers for the FY 2023-24 (Amount in Crores)

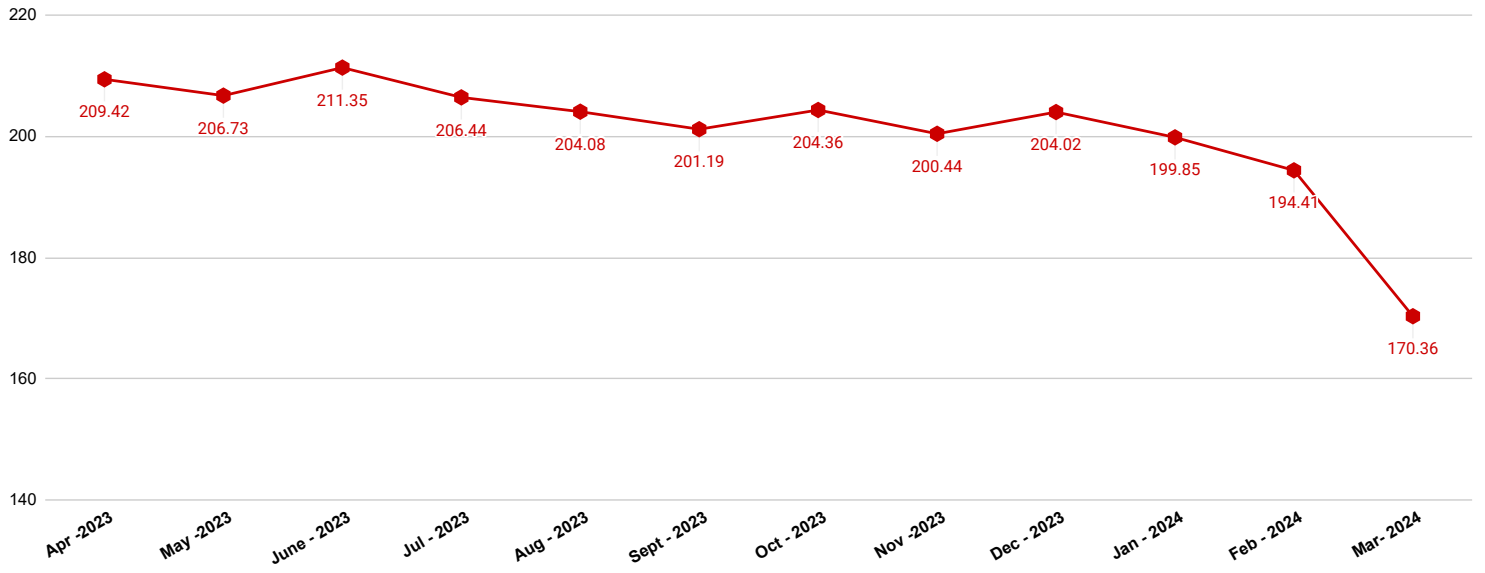
Consumer Type	Apr -2023	May -2023	June - 2023	1st Qtr	Jul - 2023	Aug - 2023	Sept - 2023	2nd Qtr	Half Yearly
Domestic	214.43	236.32	256.28	707.03	269.23	272.24	284.79	826.26	1533.29
Non Domestic	209.42	206.73	211.35	627.5	206.44	204.08	201.19	611.71	1239.21
Industrial	5.7289	4.8277	5.47	16.02	4.58	5.31	5.27	15.16	31.18
Others	56.8	54.68	55.24	166.72	75.69	78	80.65	234.34	401.06
Total	486.38	502.56	528.34	1517.27	555.94	559.64	571.91	1687.47	3204.74

Consumer Type	Oct - 2023	Nov -2023	Dec - 2023	3rd Qtr	Jan - 2024	Feb - 2024	Mar- 2024	4th Qtr	FY 2023-24
Domestic	293.6	295.44	302.04	891.08	297.49	304.83	240.06	842.38	3266.75
Non Domestic	204.36	200.44	204.02	608.82	199.85	194.41	170.36	564.62	2412.65
Industrial	5.49	4.83	5.18	15.5	3.94	4.25	3.39	11.58	58.26
Others	83.64	79.46	82.67	245.77	81.35	90.27	88.99	260.61	907.44
Total	587.1	580.18	593.9	1761.17	582.63	593.76	502.8	1679.19	6645.1

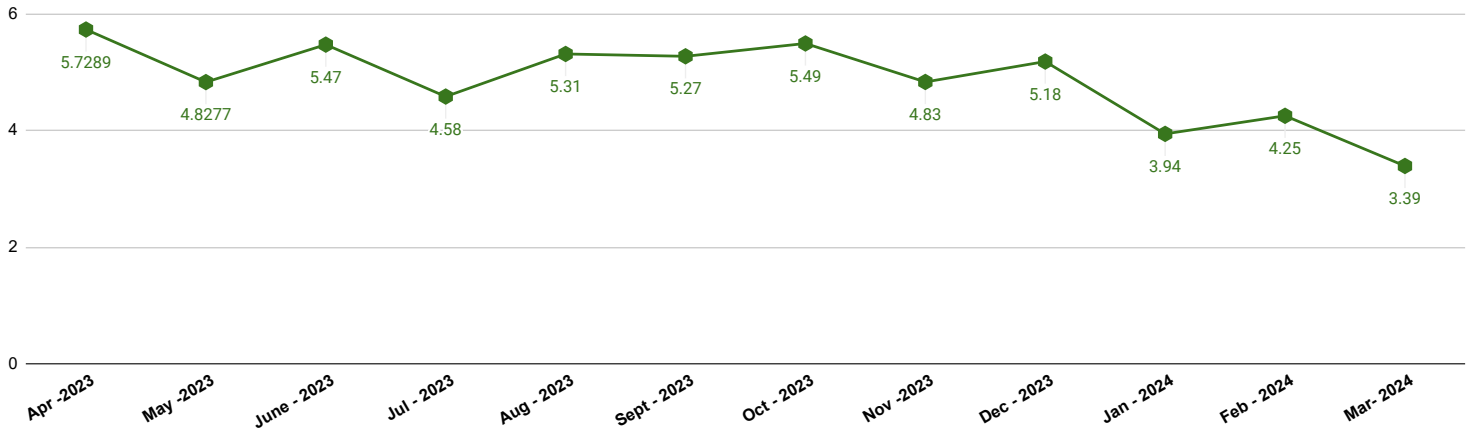
Arrear trend of Domestic Consumers during the FY 2023-24 (Amount in Crores)



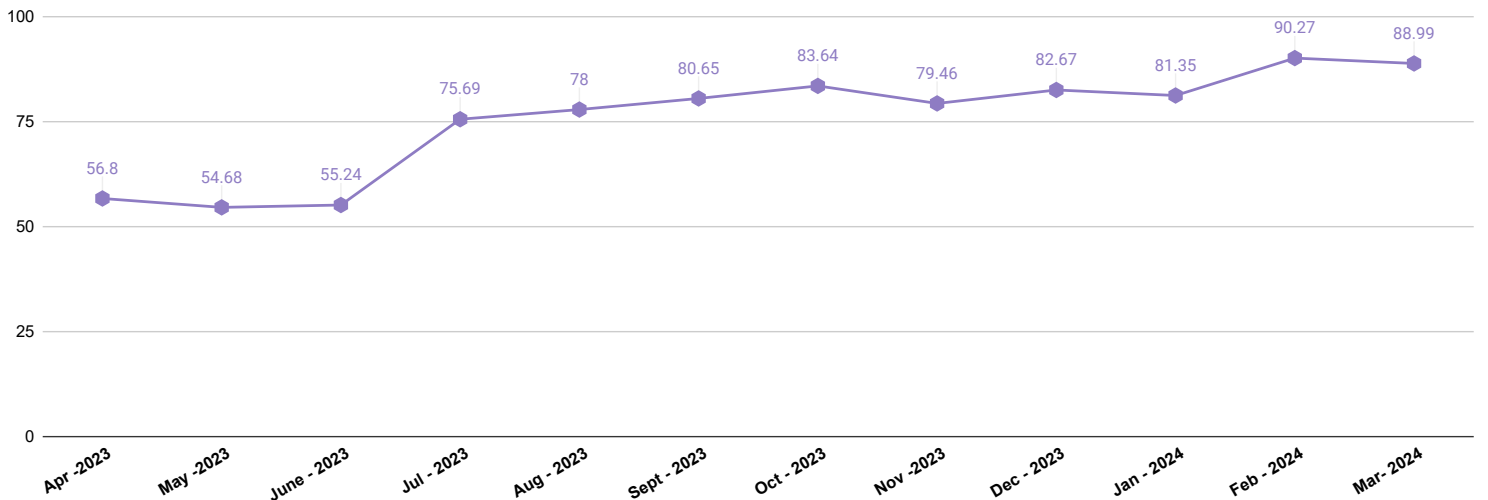
Arrear trend of Non Domestic Consumers during the FY 2023-24 (Amount in Crores)



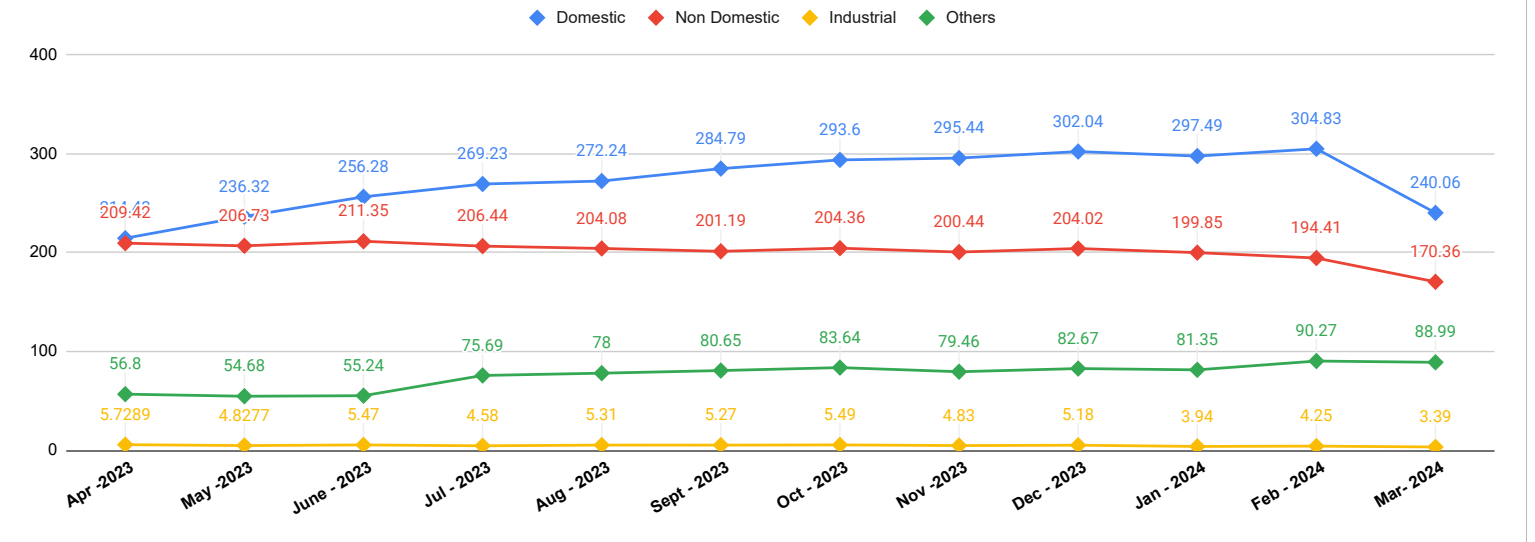
Arrear trend of Industrial Consumers during the FY 2023-24 (Amount in Crores)



Arrear trend of Other Consumers during the FY 2023-24 (Amount in Crores)



Arrear Trend of KWA Consumers during FY 2023-24 (Amount in Crores)

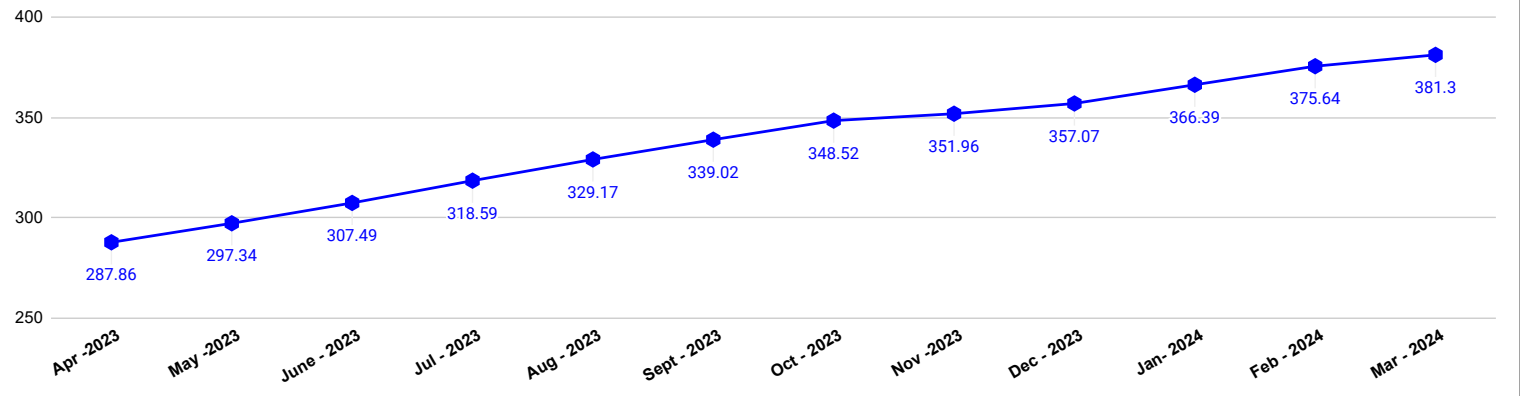


Arrears of LSGD during FY 2023-24 (Amount in Crores)

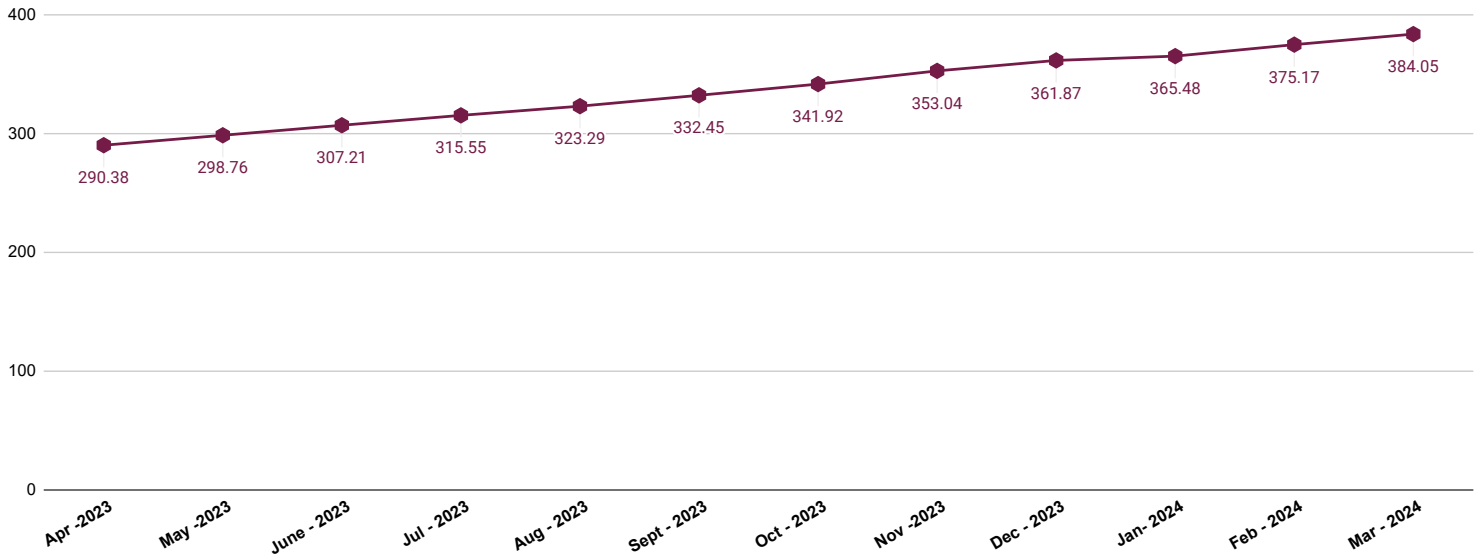
Consumer Type	Apr -2023	May -2023	June - 2023	1st Qtr	Jul - 2023	Aug - 2023	Sept - 2023	2nd Qtr	Half Yearly
Panchayath	287.86	297.34	307.49	892.69	318.59	329.17	339.02	986.78	1879.47
Municipality	290.38	298.76	307.21	896.35	315.55	323.29	332.45	971.29	1867.64
Corporation	185.13	194.83	200.83	580.79	206.75	213.81	219.75	640.31	1221.1
Total	763.37	790.93	815.53	2369.83	840.89	866.28	891.22	2598.39	4968.22

Consumer Type	Oct - 2023	Nov -2023	Dec - 2023	3rd Qtr	Jan - 2024	Feb - 2024	Mar - 2024	4th Qtr	FY 2023-24
Panchayath	348.52	351.96	357.07	1057.55	366.39	375.64	381.3	1123.33	4060.35
Municipality	341.92	353.04	361.87	1056.83	365.48	375.17	384.05	1124.7	4049.17
Corporation	226.07	224.32	231.03	681.42	233.96	240.96	245.79	720.71	2623.23
Total	916.51	929.32	949.97	2795.8	965.83	991.77	1011.14	2968.74	10732.76

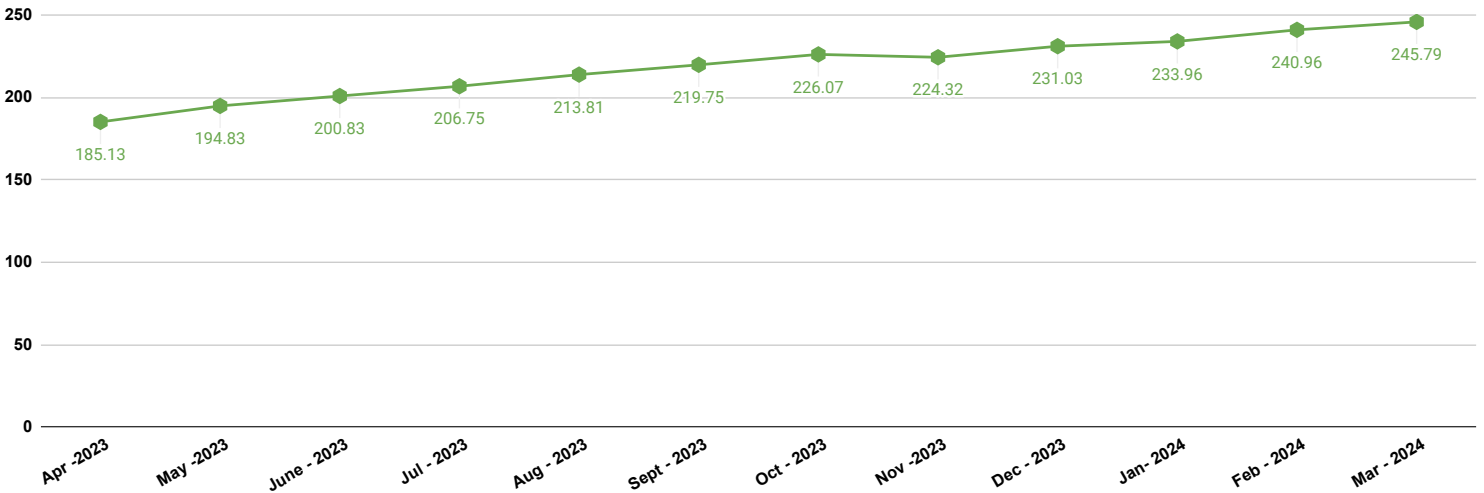
Arrear trend of Panchayath Consumers during the FY 2023-24 (Amount in Crores)



Arrear trend of Municipality Consumers during the FY 2023-24 (Amount in Crores)

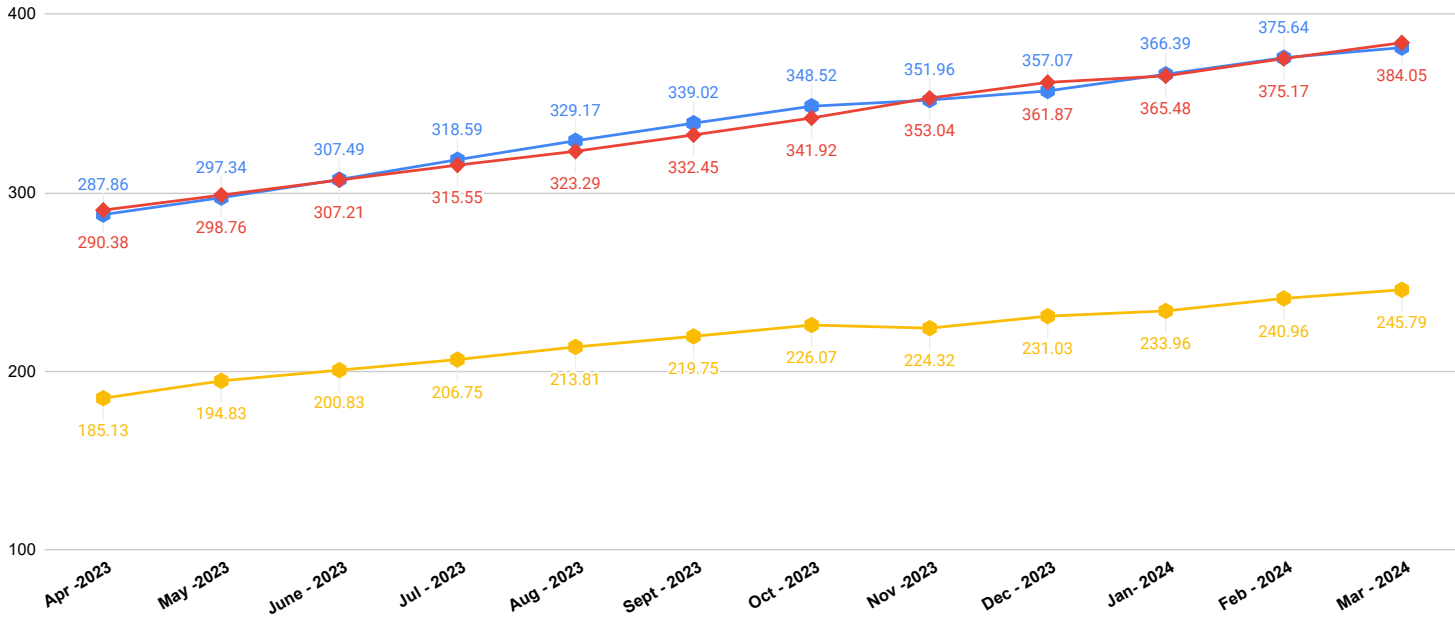


Arrear trend of Corporation Consumers during the FY 2023-24 (Amount in Crores)

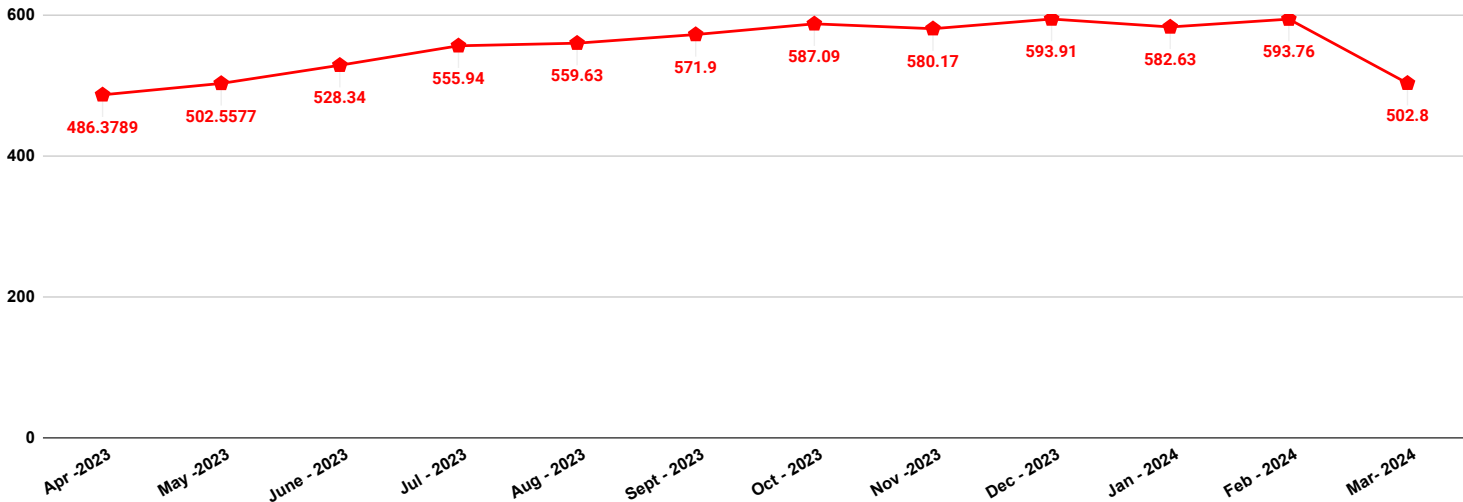


Arrear trend of LSGD during the FY 2023-24 (Amount in Crores)

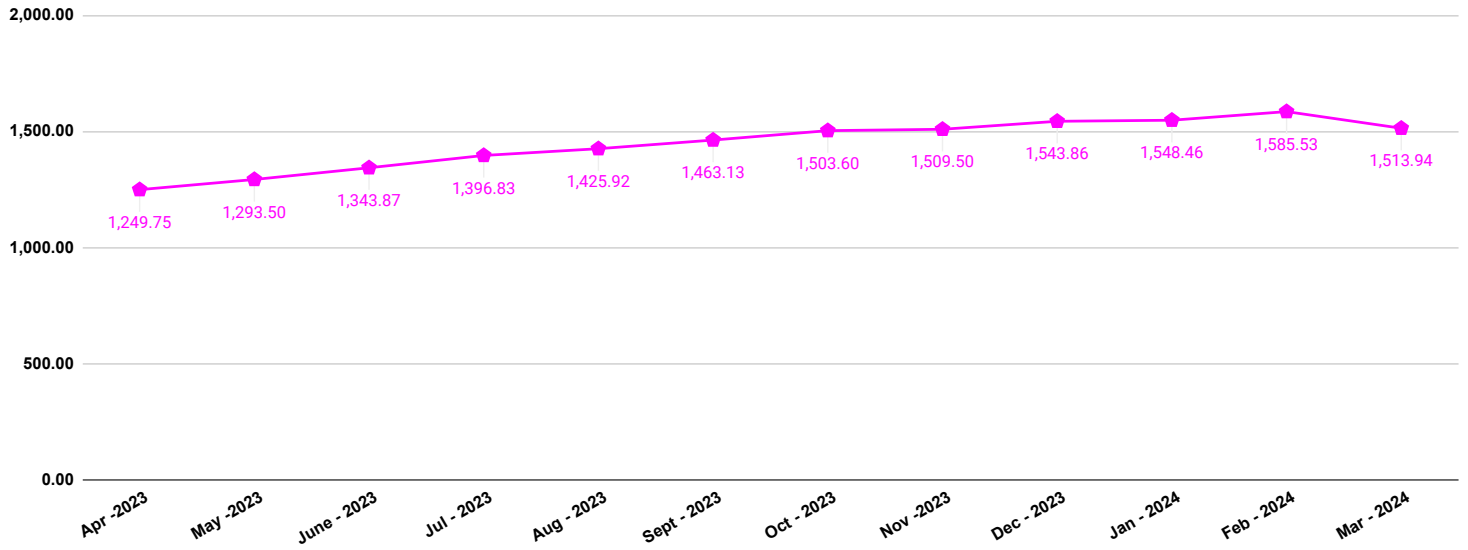
● Panchayath ◆ Municipality ● Corporation



Arrear trend without LSGD during the FY 2023-24 (Amount in Crores)



Arrear trend including LSGD during the FY 2023-24. (Amount in Crores)



Arrear trends of KWA Consumers vs LSGD. (Amount in Crores)

