



# കേരള ജല അതോറിറ്റി

<b>PATHANAMTHITTA</b>	<b>MARCH</b>	Report Generated at 03/05/2024 14:23:12	<b>Rank -20</b>
-----------------------	--------------	---	-----------------

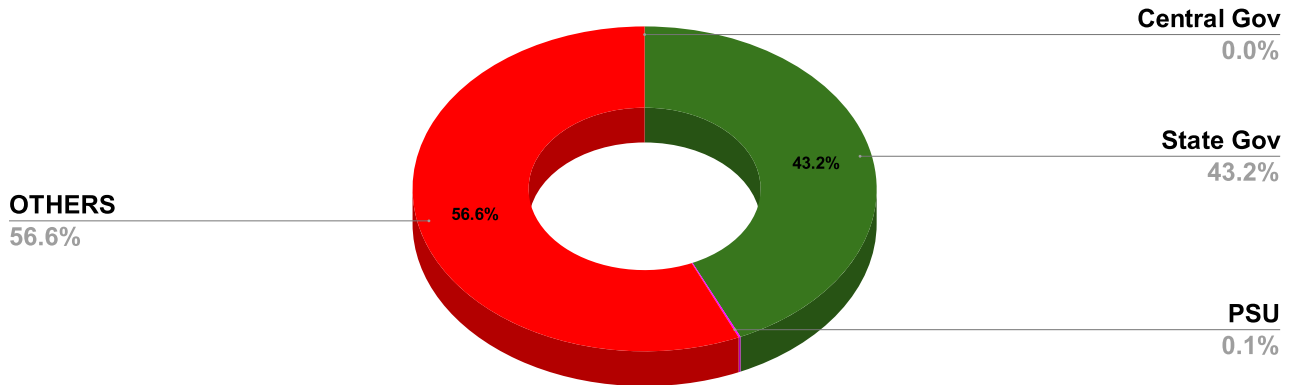
<b>Name of Executive Engineer</b>	Sri. Mohd. Rashid
-----------------------------------	-------------------

<b>Name of Revenue officer</b>	Sri.Padma Kumar K P
--------------------------------	---------------------

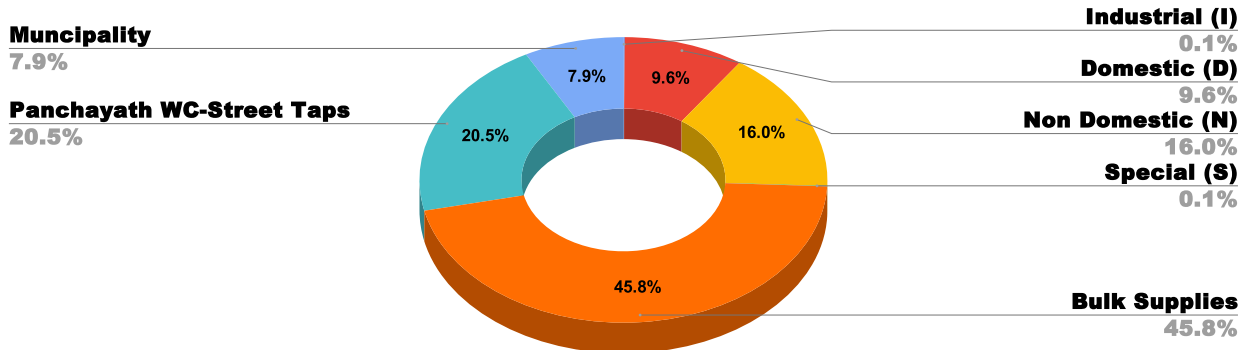
<b>CONNECTIONS AS ON AS ON MARCH :</b>	<b>91,724</b>	<b>ARREARS IN CRORE AS ON MARCH :</b>	<b>8.07</b>
--	---------------	---------------------------------------	-------------

ARREARS				
STATE GOVERNMENT	CENTRAL GOVERNMENT	PSU	OTHERS	LSGD
4,49,43,615	1,480	1,43,809	5,89,07,441	8,94,54,958

## ARREAR BREAK UP INCLUDING LSGD

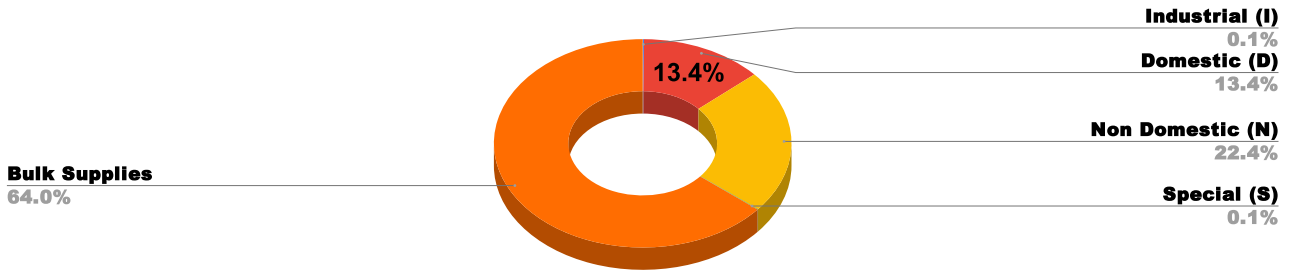


## ARREARS INCLUDING LSGD

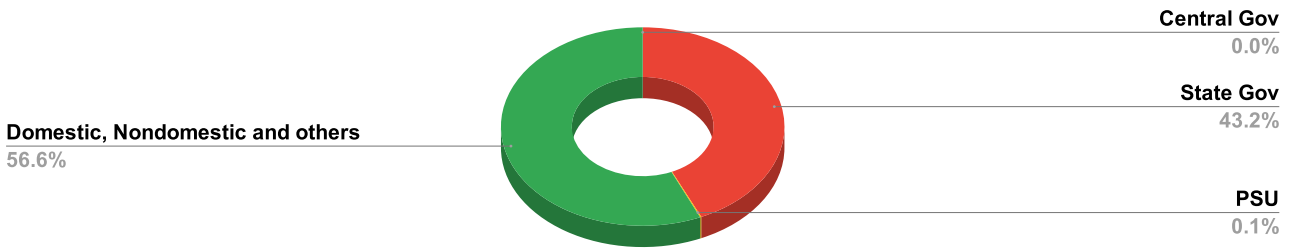


DOMESTIC	NON DOMESTIC	INDUSTRIAL	SPECIAL	BULK SUPPLY	Panchayath WC-Street Taps	Municipality WC -Street Taps	Corporation WC - Street Taps
3,00,22,362	5,03,30,366	3,20,774	1,58,552	14,39,87,201	6,45,47,991	2,49,06,967	0

### ARREARS WITH OUT LSGD



### ARREAR BREAK UP WITH OUT LSGD

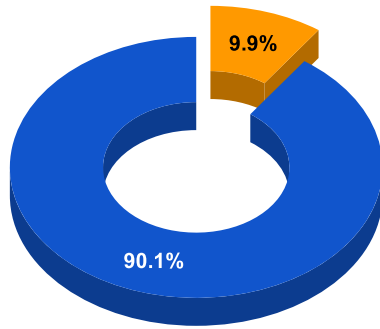


### TOP DEFAULTERS OF PATHANAMTHITTA FOR THE MONTH OF MARCH

SL NO	NAME	ARREAR(IN CRORES)
1	THE DIST; COLLECTER, MINI CIVIL STATION, THAHASILDAR, KOZHENCHERRY	0.861
2	THE SUPDT, DIST .HOSPITAL, KOZHENCHERY, .	0.370
3	THE SUPERINTENDENT, GENARAL HOSPITAL, PATHANAMTHITTA, .	0.161
4	THE SUPERINTENDANT, GENERAL HOSPITAL, B& C BLOCK, PATHANAMTHITTA P.O	0.146
5	THE SUPERINTENDENT, THALUK HOSPITAL, RANNI P O, RANNI	0.075
6	THE MEDICAL OFFICER, GOVT : HOSPITAL, ADOOR,	0.070
7	SUNOJ KURIAN, NEDUMPRATHU, MULAKKUZHA, PALAKKUNNEL, ATHIRUMPUZHA, HOTEL PARK (GOVT.	0.044
8	RAJAPPAN PILLAI, PRAGATHI ENGLISH MEDIUM SCHOOL, MALLASSERY P O, PRAMADOM	0.043
9	THE PRINCIPAL, 401/A, WARD 1, MEDICAL EDUCATION, HEALTH DEPARTMENT, KONNI MEDICAL COLLEGE, KUMMANNOOR P O,	0.031
10	LALU VARGHESE, KONNAYIL LALU VILLA, ADOOR.P.O (LALS HOTEL), CENTRAL ADOOR	0.026

## BPL DATA

### BPL CONNECTIONS AS % OF TOTAL LIVE CONNECTIONS



● BPL CONNECTIONS ● TOTAL LIVE CONNECTIONS

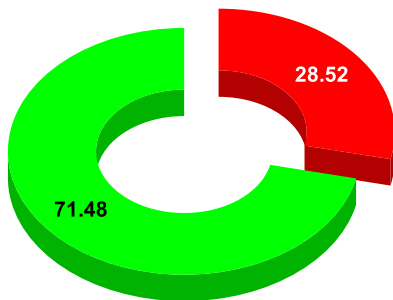
### TOTAL NO OF BPL CONNECTIONS

AS ON JULY 2023 8,763

## COMPREHENSIVE INDEX

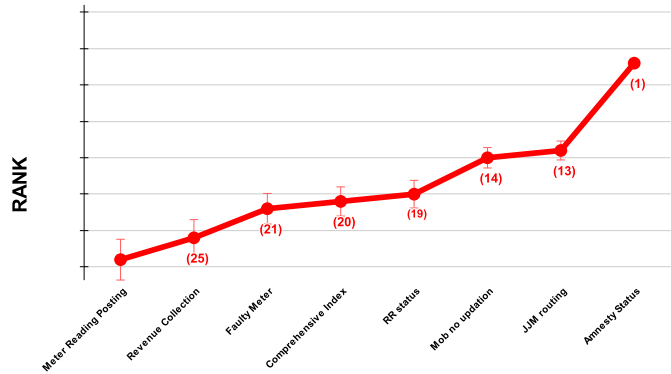
Marks	Total marks	Rank
71.48	100	20

### MARKS OBTAINED



● Percent Score to be Achieved ● Percent Score Achieved

### DIVISION RANK IN VARIOUS PARAMETERS



## COMPREHENSIVE INDEX

## REVENUE COLLECTION ACHIEVEMENT

## METER READING POSTING

## FAULTY METER REPLACEMENT

## MOBILE NO UPDATION

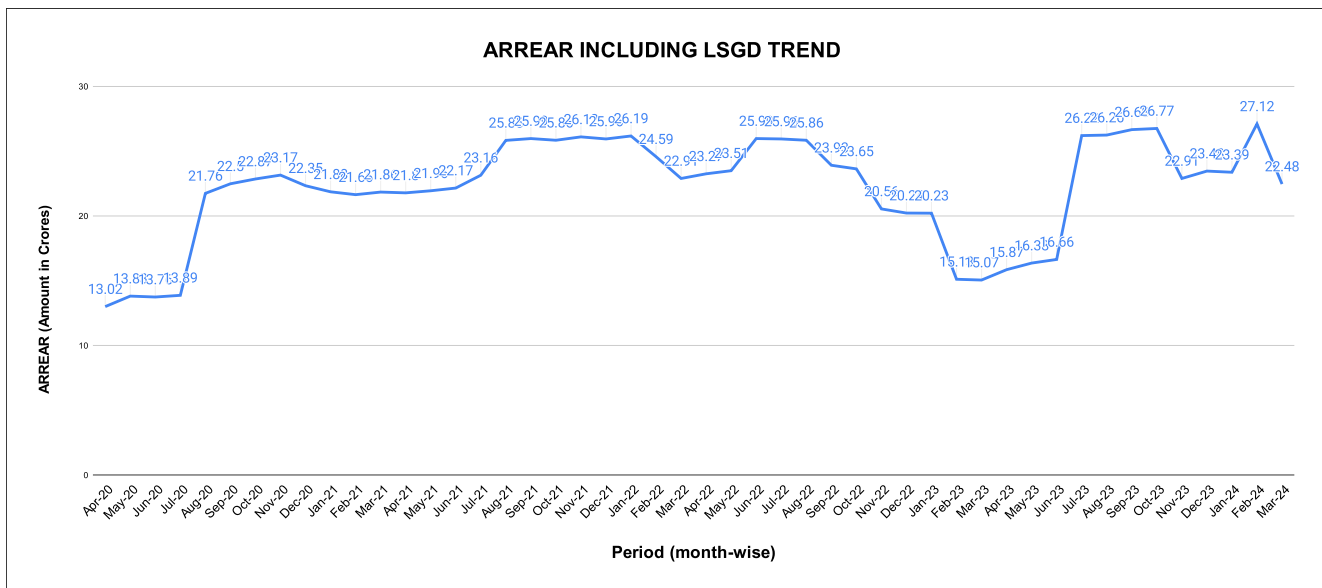
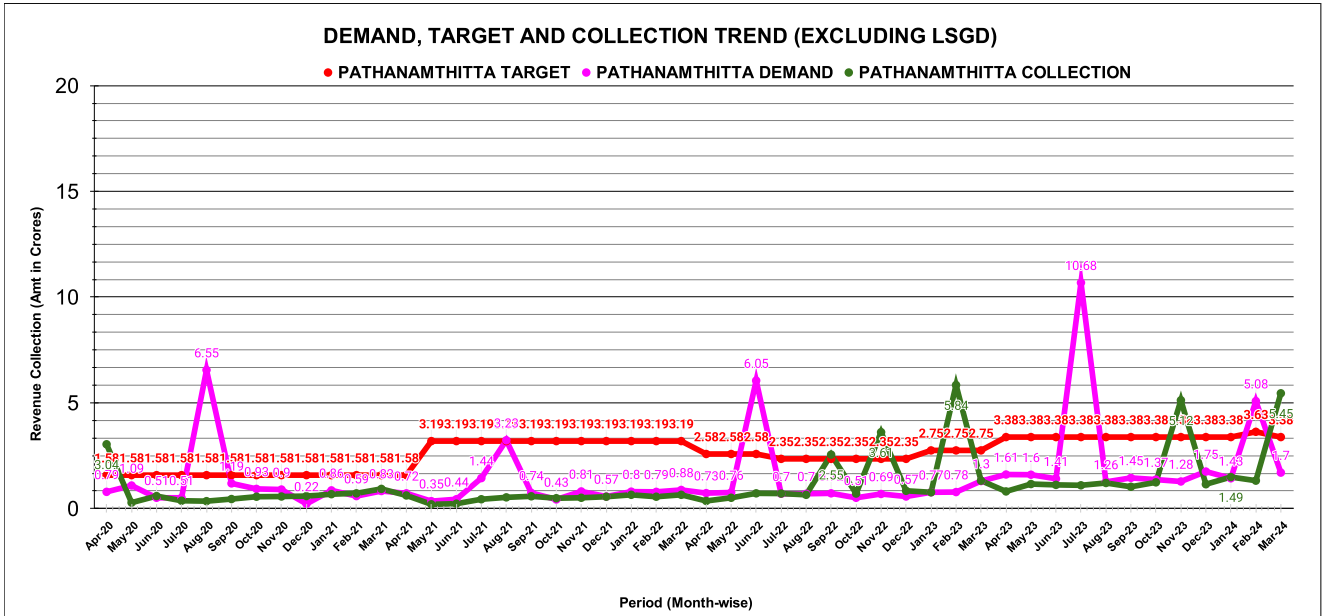
## REVENUE RECOVERY STATUS

## JAL JEEVAN MISSION ROUTING

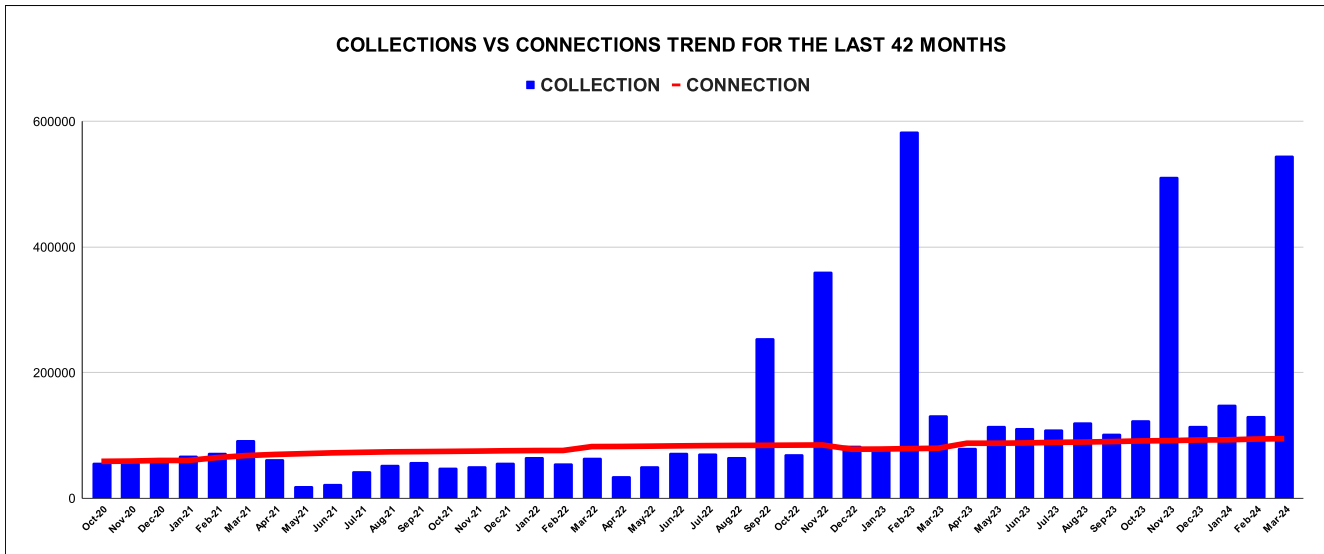
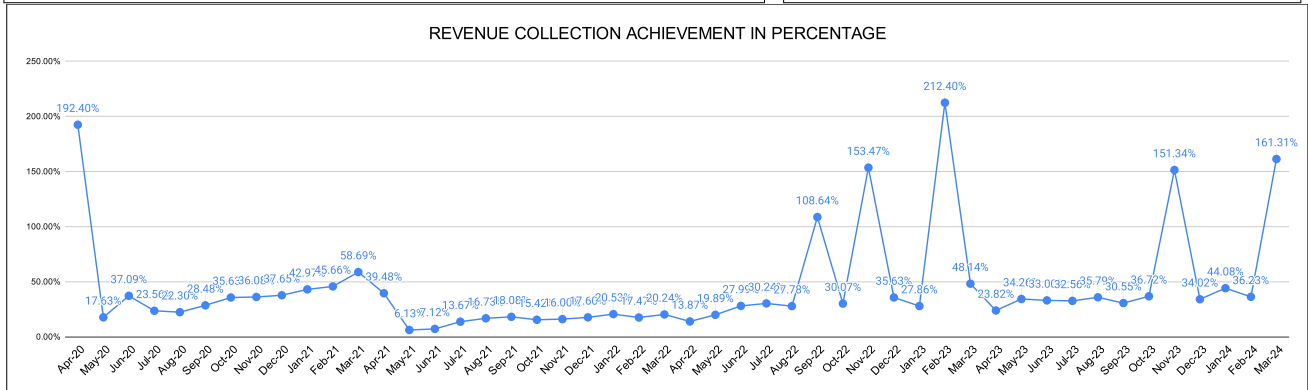
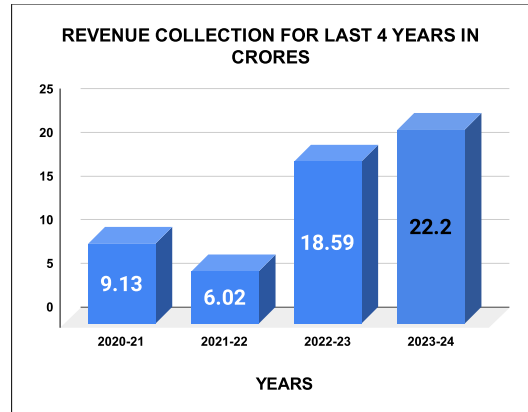
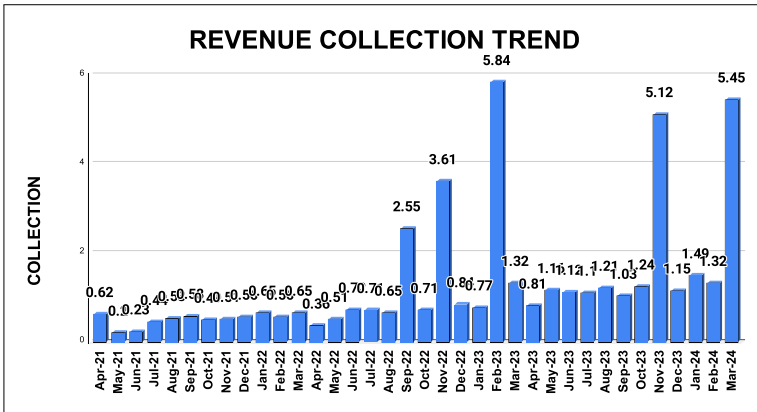
## AMNESTY

Marks	Total marks	Rank
71.48	100	20
12.77	25	25
14.57	16	28
12.94	20	21
10.00	10	14
0.74	8	19
10.00	10	13
10.46	11	1



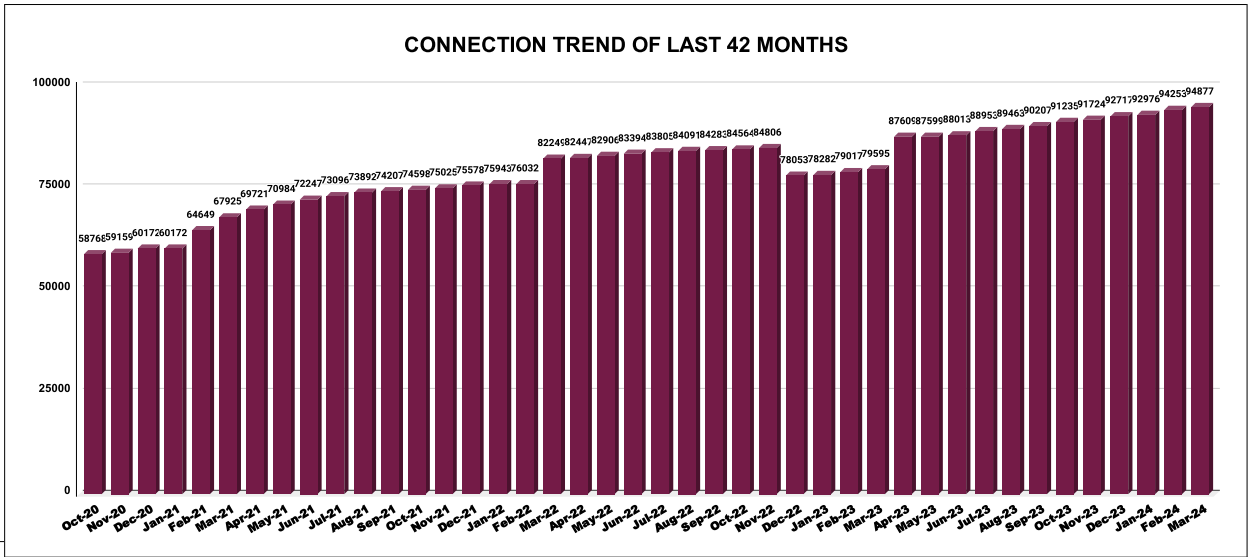


COLLECTION IN LAKHS												
YEAR	April	May	June	July	August	September	October	November	December	January	February	March
2020-21	304	28	59	37	35	45	56	57	59	68	72	93
2021-22	62	20	23	44	53	58	49	51	56	65	56	65
2022-23	36	51	72	71	65	255	71	361	84	77	584	132
2023-24	81	116	112	110	121	103	124	512	115	149	132	545
YEAR	2020-21	2021-22	2022-23	2023-24								
COLLECTION IN LAKHS	913	601	1,859	2,218								

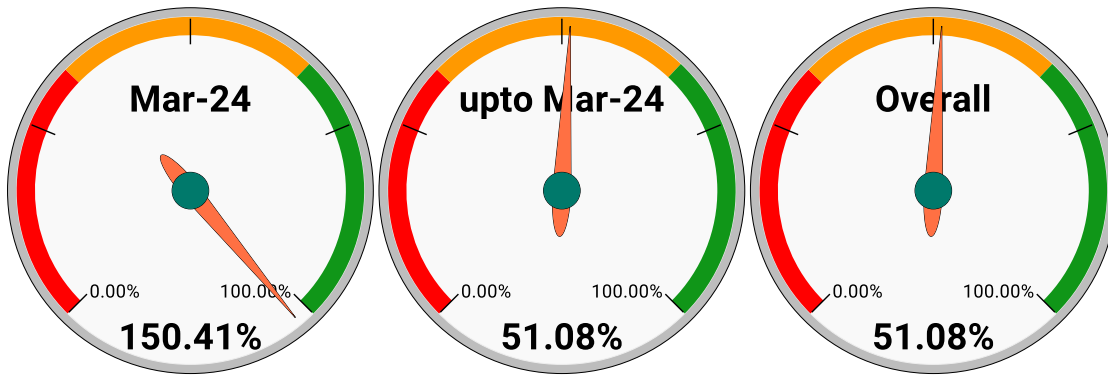


### CONNECTION OF LAST 48 MONTHS

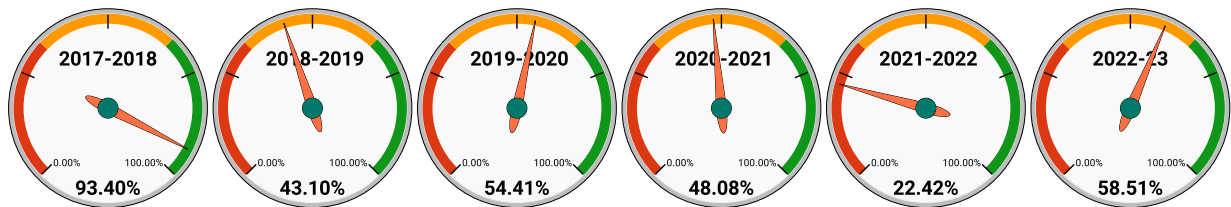
YEAR	April	May	June	July	August	September	October	November	December	January	February	March
2020-21	58,147	58,320	58,565	58,494	58,569	58,614	58,768	59,159	60,172	60,172	64,649	67,925
2021-22	69,721	70,984	72,247	73,096	73,892	74,207	74,598	75,025	75,578	75,943	76,032	82,249
2022-23	82,447	82,906	83,394	83,805	84,091	84,283	84,564	84,806	78,053	78,282	79,017	79,595
2023-24	87,609	87,599	88,013	88,953	89,463	90,207	91,235	91,724	92,717	92,976	94,253	94,877



### Revenue Targets & Achievements for the year 2023-24



### Previous 6 year Target Achievement

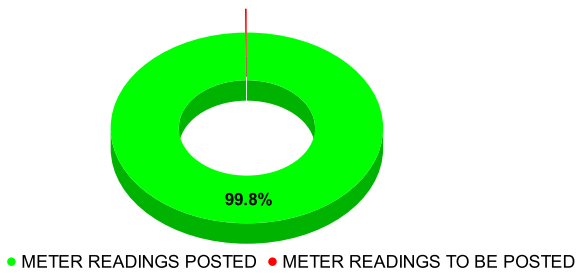


METER READING POSTING			Marks	Total marks	Rank
			14.57	16	28

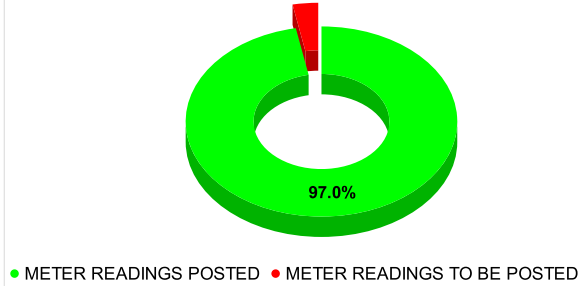
Total No. of Live connection on October	Total No. of readings posted on October	Total Readings of October against 50% Total Live Connections of October 23
85,842	42,835	99.80%
Total No. of Live connection on December	Total No. of readings posted on December	Total Readings of December against 50% Total Live Connections of December 23
84,393	40,009	94.82%
Total No. of Live connection on February	Total No. of readings posted on February	Total Readings of February against 50% Total Live Connections of February 24
86,388	40,855	94.58%

Total No. of Live connection on November	Total No. of readings posted on November	Total Readings of November against 50% Total Live Connections of November 23
82,922	40,205	96.97%
Total No. of Live connection on January	Total No. of readings posted on January	Total Readings of January against 50% Total Live Connections of January 24
84,957	40,267	94.79%
Total No. of Live connection on March	Total No. of readings posted on March	Total Readings of March against 50% Total Live Connections of March 24
86,818	38,678	89.10%

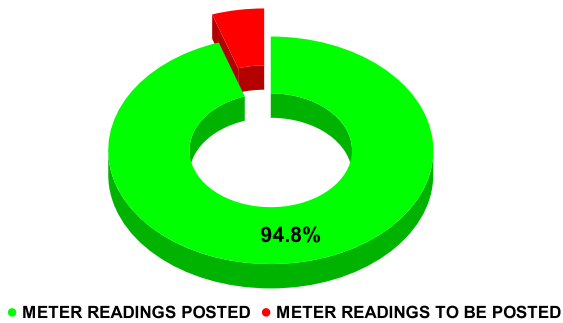
METER READING POSTING % AGAINST NUMBER OF LIVE CONNECTIONS OF OCTOBER



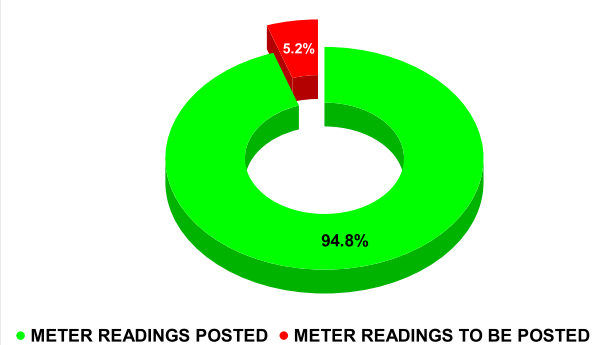
METER READING POSTING % AGAINST NUMBER OF LIVE CONNECTIONS OF NOVEMBER



METER READING POSTING % AGAINST NUMBER OF LIVE CONNECTIONS OF DECEMBER

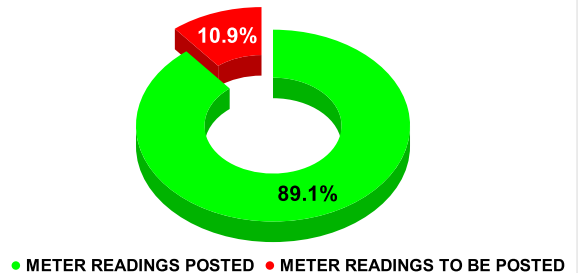


METER READING POSTING % AGAINST NUMBER OF LIVE CONNECTIONS OF JANUARY



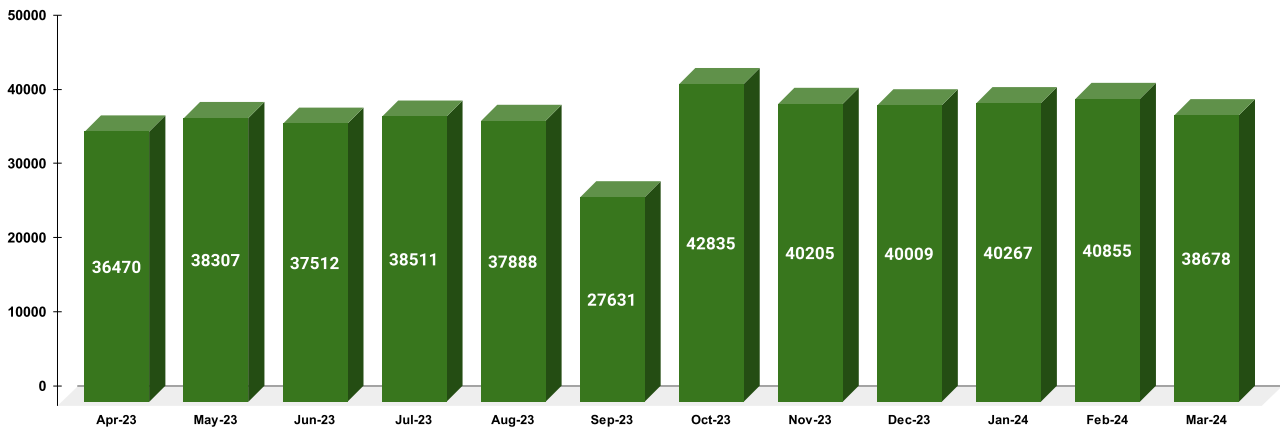
METER READING POSTING % AGAINST NUMBER OF LIVE CONNECTIONS OF FEBRUARY

METER READING POSTING % AGAINST NUMBER OF LIVE CONNECTIONS OF MARCH





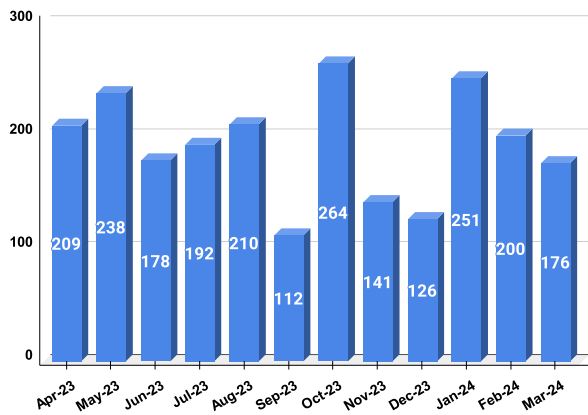
### METER READING POSTED FOR LAST 12 MONTHS



### FAULTY METER

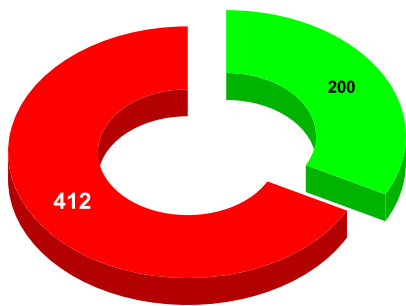
Marks	Total marks	Rank
12.94	20	21

### FAULTY METER REPLACEMENT OF LAST 12 MONTHS



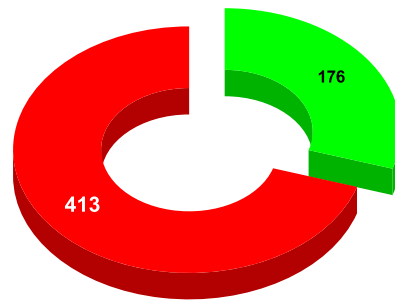
MONTH	Total No. of Faulty meters	Number of Faulty meter replaced	Number of Faulty meter pending
OCTOBER	777	264	513
NOVEMBER	591	141	450
DECEMBER	617	126	491
JANUARY	577	251	326
FEBRUARY	612	200	412
MARCH	589	176	413

### FAULTY METER REPLACED VS FAULTY METER TO BE REPLACED ON FEBRUARY



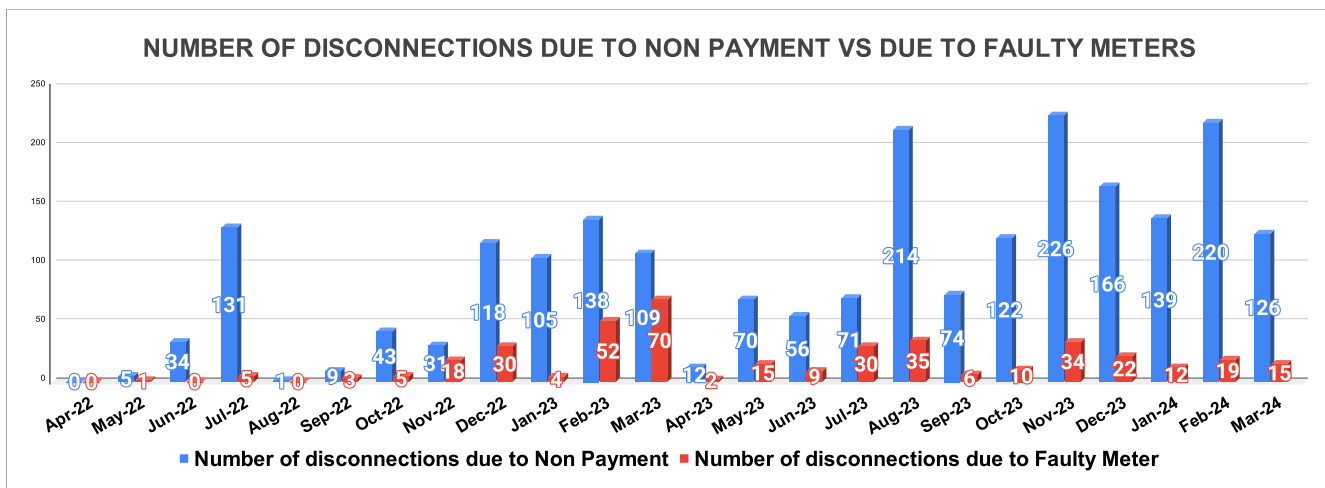
- NO OF FAULTY METERS REPLACED
- FAULTY METERS TO BE REPLACED

### FAULTY METER REPLACED VS FAULTY METER TO BE REPLACED ON MARCH

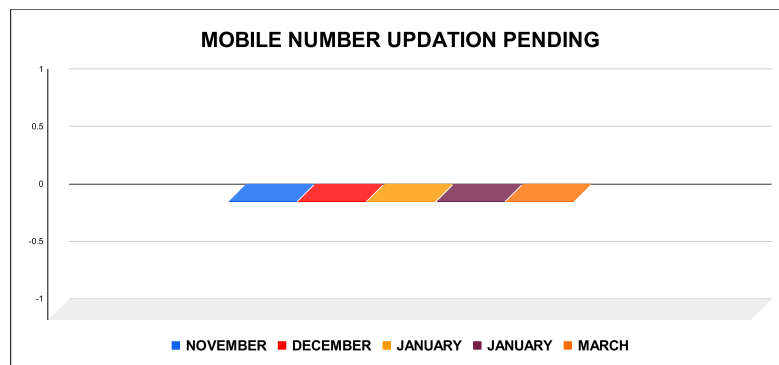


- NO OF FAULTY METERS REPLACED
- FAULTY METERS TO BE REPLACED

DISCONNECTION STATUS										Marks	Total marks	Rank
										-	-	-
DISCONNECTI ONS	APRIL	MAY	JUNE	JULY	AUGUST	SEPTEMBER	OCTOBER	NOVEMBER	DECEMBER	JANUARY	FEBRUARY	MARCH
DUE TO NON PAYMENT ( )	0	5	34	131	1	9	43	31	118	105	138	109
DUE TO FAULTY METER ( )	0	1	0	5	0	3	5	18	30	4	52	70
DUE TO NON PAYMENT ( )	12	70	56	71	214	74	122	226	166	139	220	126
DUE TO FAULTY METER ( )	2	15	9	30.00	35	6	10	34	22	12	19	15

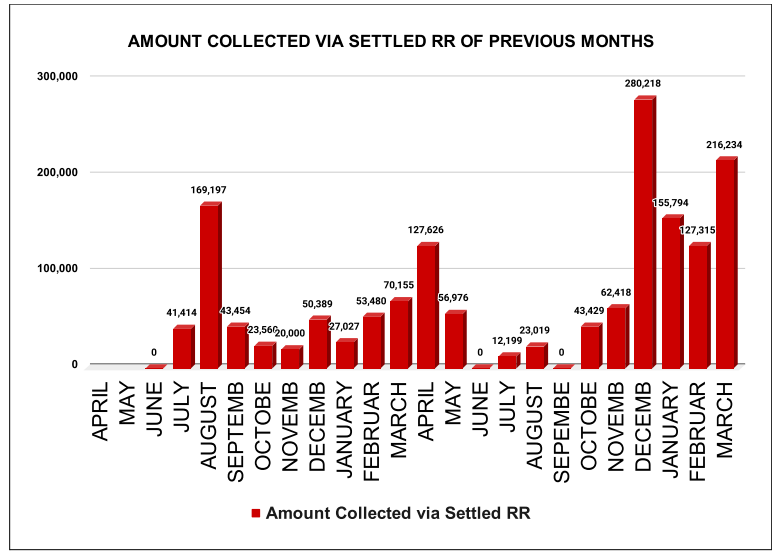


MOBILE NUMBER UPDATION					Marks	Total marks	Rank
					10.00	10	14



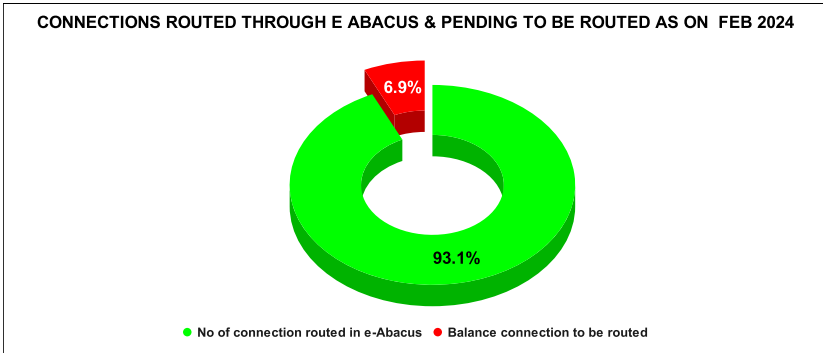
Mobile Number updation pending				
NOVEMBER	DECEMBER	JANUARY	FEBRUARY	MARCH
0	0	0	0	0

REVENUE RECOVERY STATUS	Marks	Total marks	Rank
	<b>0.74</b>	<b>8</b>	<b>19</b>

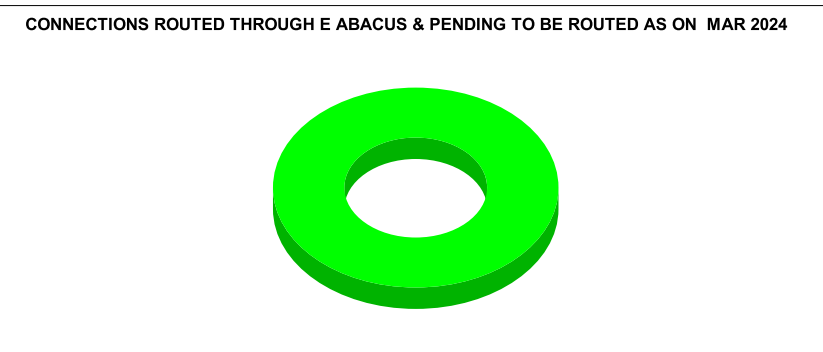


MONTH	No of RR Notices Issued	No of RR Proceed	No Of RR Settled	Amount Collected via Settled RR
OCTOBER	7	28	6	43,429
NOVEMBER	5	10	7	62,418
DECEMBER	56	26	48	280,218
JANUARY	56	56	26	155,794
FEBRUARY	30	19	26	127,315
MARCH	91	42	44	216,234

JAL JEEVAN MISSION ROUTING	Marks	Total marks	Rank
	<b>10.00</b>	<b>10</b>	<b>13</b>



MONTH	Total No of JJM Connection	No of connection routed in e-Abacus	Balance connection to be routed
OCTOBER	3,026	3,026	0
NOVEMBER	4,178	3,771	407
DECEMBER	4,044	3,884	160



MONTH	Total No of JJM Connection	No of connection routed in e-Abacus	Balance connection to be routed
JANUARY	4,094	4,094	0
FEBRUARY	4,348	4,047	301
MARCH	4,044	4,044	0

Sources of data	
Revenue Collection Data	DCB based on E-abacus data collected from Divisions and consolidated by RMC
Amnesty Data	Summary of Live data submitted by Revenue Division via Google sheet shared
Meter Reading Data	Data collected from division via google sheets
Faulty Meter Replacement Data	Data collected from division via google sheets
JJM Reading Posting	Data collected from division via google sheets
Moile Number updation Status	Data collected from division via google sheets
Disconnection data	Data collected from division via google sheets
BPL data	Data provided from DBA
Arrear Break up	Govt. Arrear , Central Govt. Arrear as on January based on e-abacus ; LSGD data based on DCB
Total Arrears and Total Connections	Data from DCB
Top Defaulters	Arrear data from E-abacus as on January