



കേരള ജല അതോറിറ്റി

PALAKKAD	MARCH	Report Generated at 03/05/2024 14:25:09	Rank -19
-----------------	--------------	---	-----------------

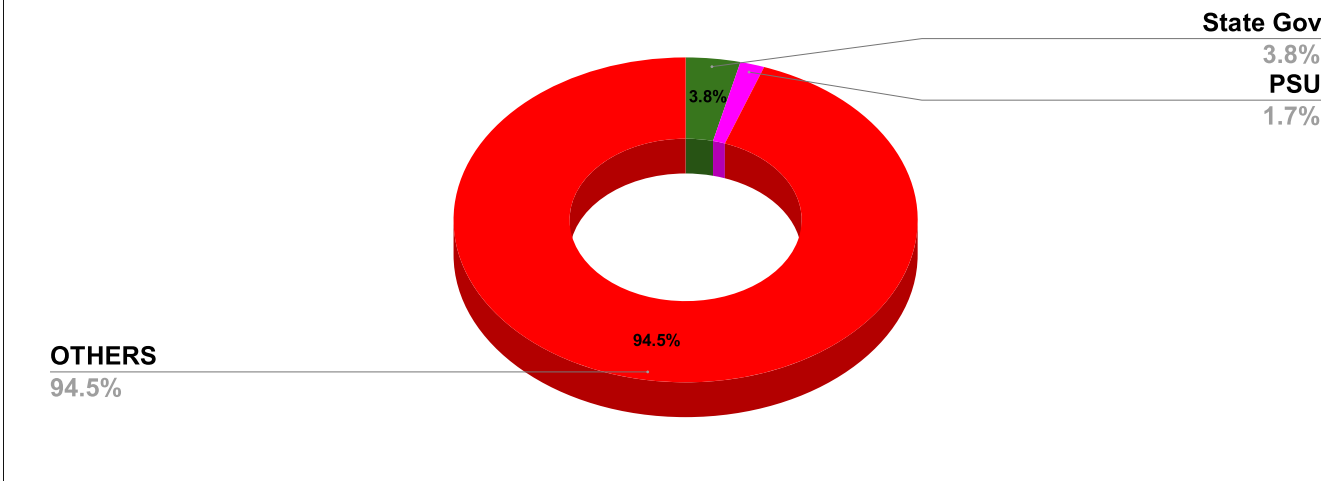
Name of Executive Engineer	Sri. Ansal John M S
-----------------------------------	---------------------

Name of Revenue officer	Sri Sajith
--------------------------------	------------

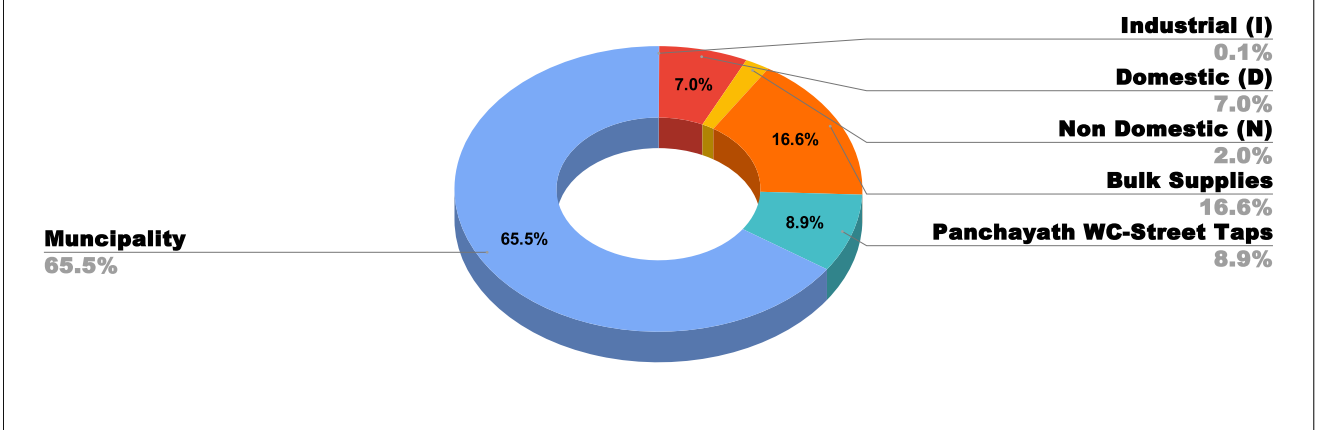
CONNECTIONS AS ON AS ON MARCH :	2,23,695	ARREARS IN CRORE AS ON MARCH :	36.90
--	-----------------	---------------------------------------	--------------

ARREARS				
STATE GOVERNMENT	CENTRAL GOVERNMENT	PSU	OTHERS	LSGD
63,85,107	16,916	28,60,657	15,92,42,401	69,95,78,189

ARREAR BREAK UP INCLUDING LSGD

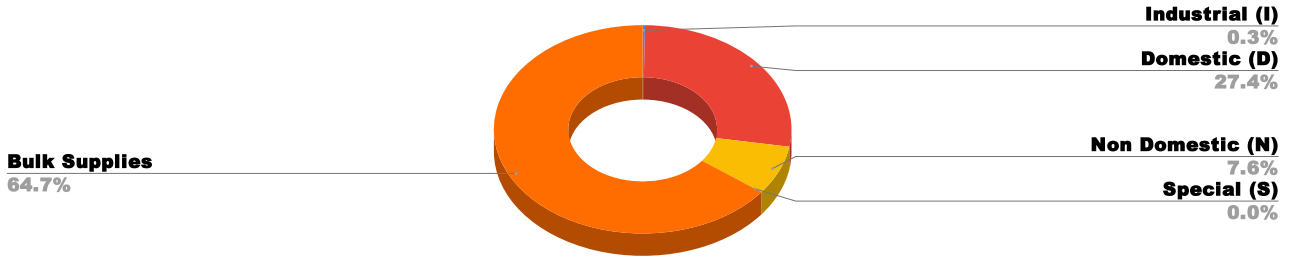


ARREARS INCLUDING LSGD

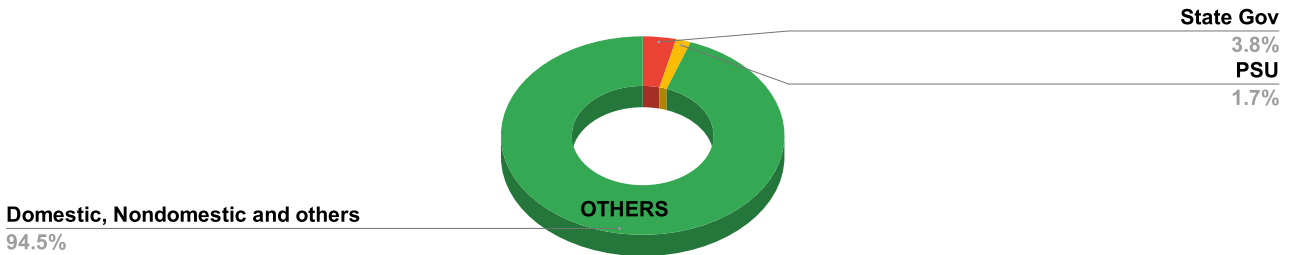


DOMESTIC	NON DOMESTIC	INDUSTRIAL	SPECIAL	BULK SUPPLY	Panchayath WC-Street Taps	Municipality WC -Street Taps	Corporation WC - Street Taps
6,61,62,815	1,83,98,633	6,08,917	3,361	15,60,74,805	8,35,32,473	61,60,45,716	0

ARREARS WITH OUT LSGD



ARREAR BREAK UP WITH OUT LSGD

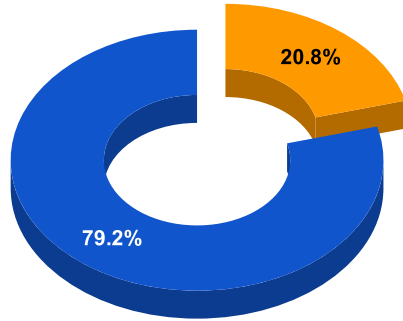


TOP DEFAULTERS OF PALAKKAD FOR THE MONTH OF MARCH

SL NO	NAME	ARREAR(IN CRORES)
1	THE DIST COLLECTOR, CIVIL STATION(Sump Near Court), PALAKKAD., 8943020768	0.261
2	M/S.INDIAN TELEPHONE, INDUSTRIES, KANJIKODE, PUDUSSERY 9495764940	0.136
3	THE DIST COLLECTOR, CIVIL STATION(Sump near front gate), PALAKKAD.,	0.076
4	SENIOR SUPERINTENDENT, 12/490,, ASRAMAM SCHOOL,, MALAMPUZHA 04912815894	0.075
5	T Y SIDHIK, 12/752(4) S/O YUSAF , HOTEL GRAND NOOR, SY NO 3240 13/2/75 KOPPAM, PALAKKAD	0.062
6	SUPDT:OF POLICE, 32/00, VADAKKANTHARA POLICE QUARTORS,, c/o DYSP office south police station, Kunnathur medu , PALAKKAD.	0.049
7	VENKITACHALAM. A.S, 6/240, SEKHARIPURAM, PALAKKAD.	0.046
8	DIVISIONAL ENGINEER, 4/, TELEGRAPH, KALLEPULLY. PH.NO.8078203987	0.043
9	THE MUNICIPAL SECRETARY, 11/770,, MUNICIPAL OFFICE, PALAKKAD.	0.037
10	BETTY SABU, 7/845[6], SEKHARIPURAM BYE PASS, PALAKKAD	0.033

BPL DATA

BPL CONNECTIONS AS % OF TOTAL LIVE CONNECTIONS

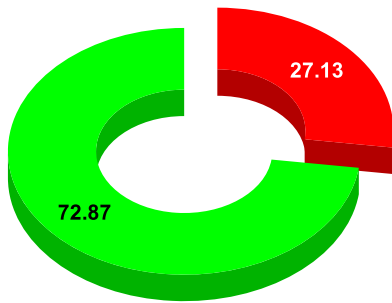


● BPL CONNECTIONS ● TOTAL LIVE CONNECTIONS

TOTAL NO OF BPL CONNECTIONS	
AS ON JULY 2023	45,456

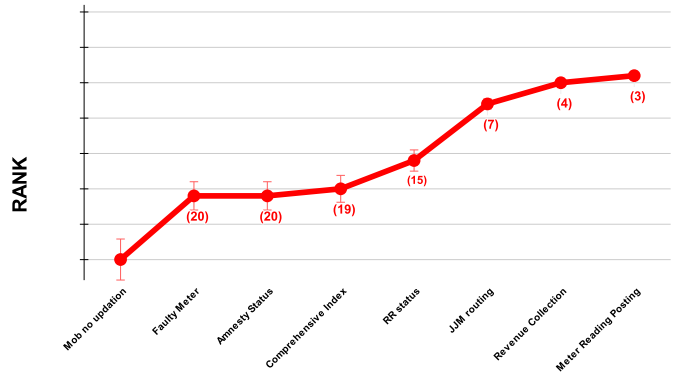
COMPREHENSIVE INDEX	Marks	Total marks	Rank
	72.87	100	19

MARKS OBTAINED

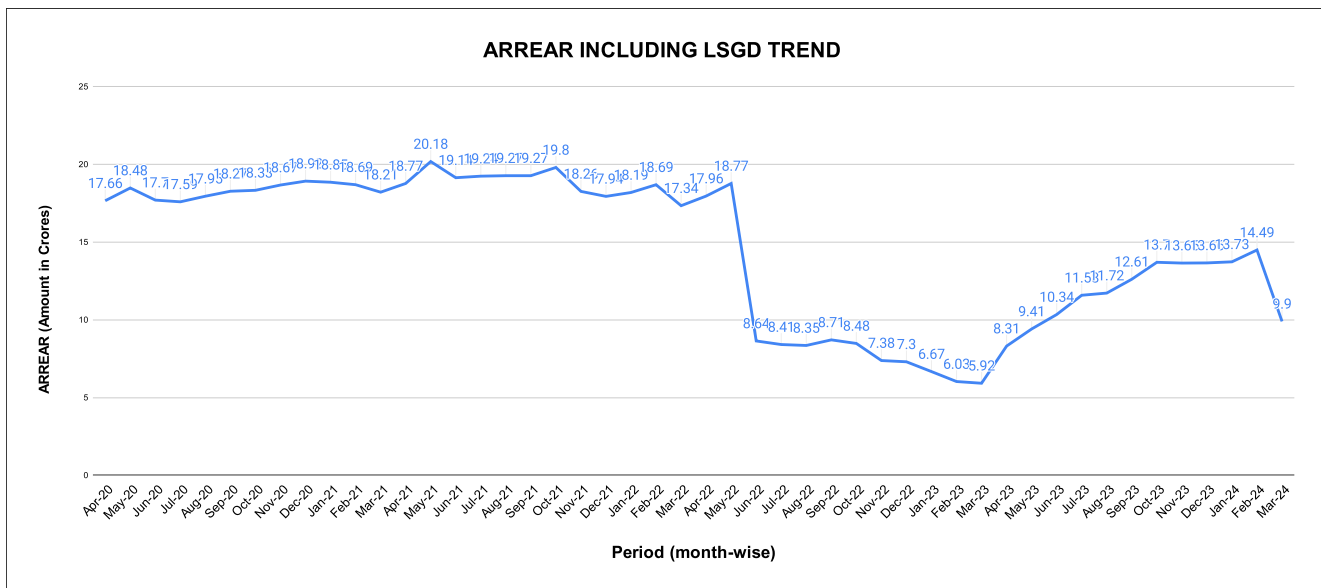
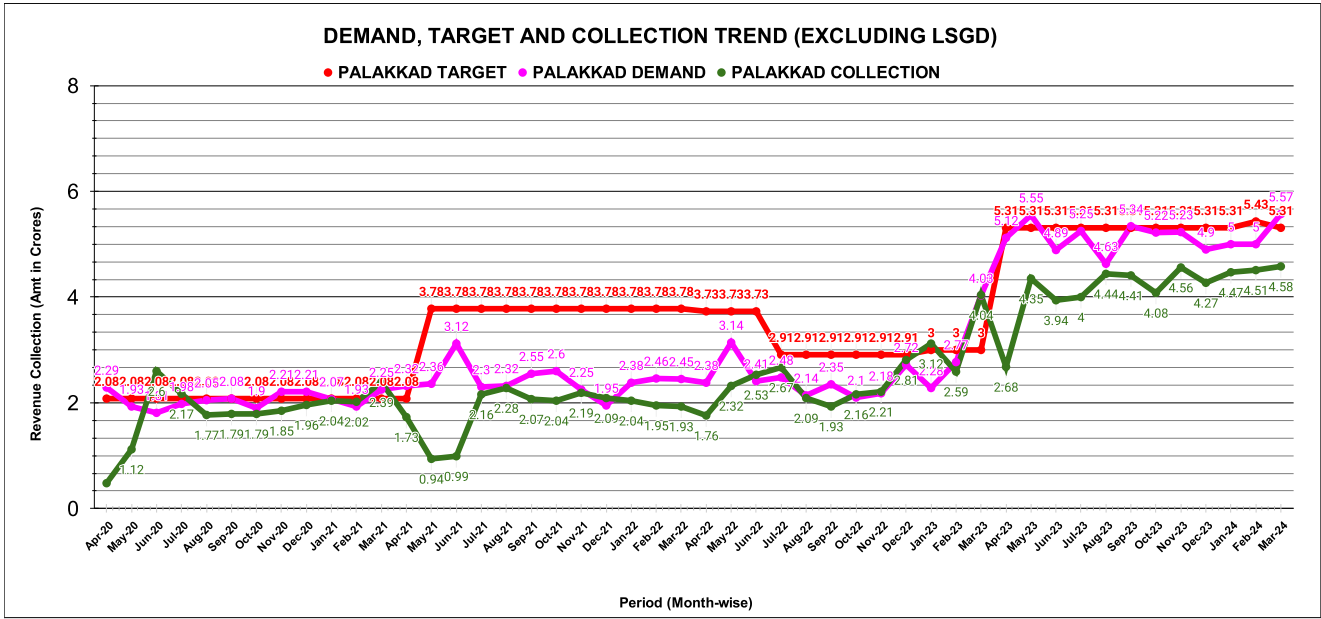


● Percent Score to be Achieved ● Percent Score Achieved

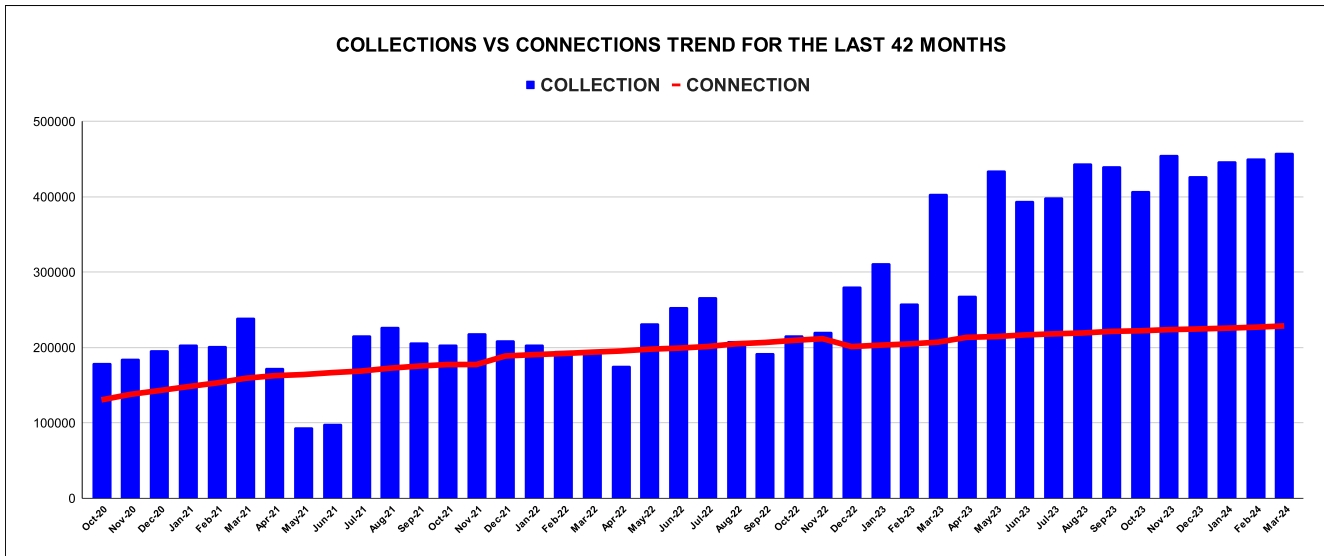
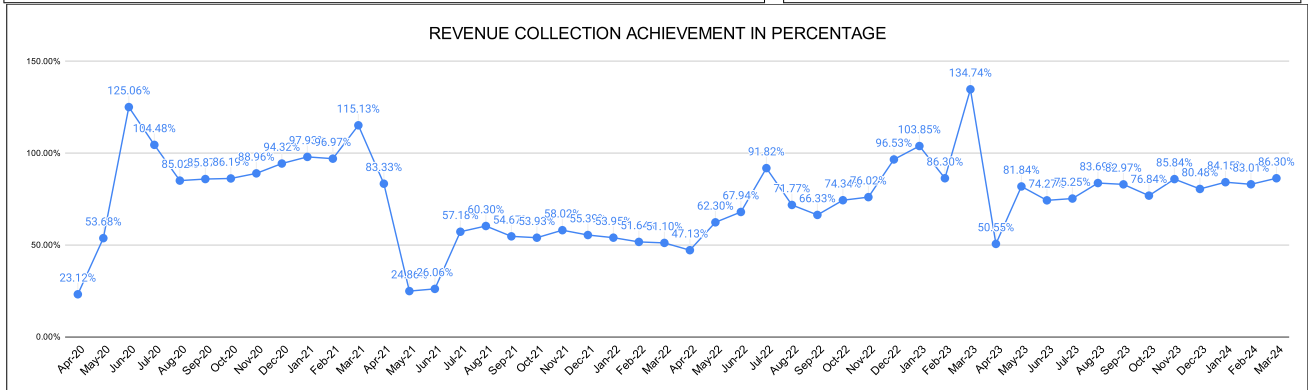
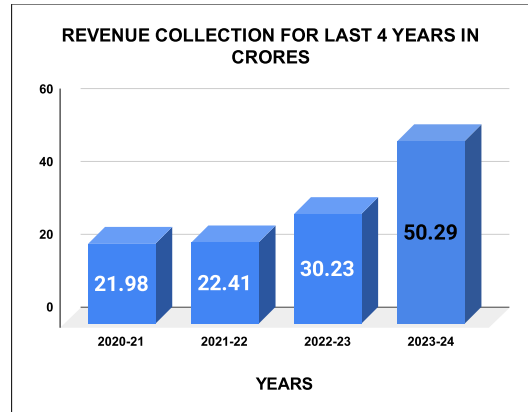
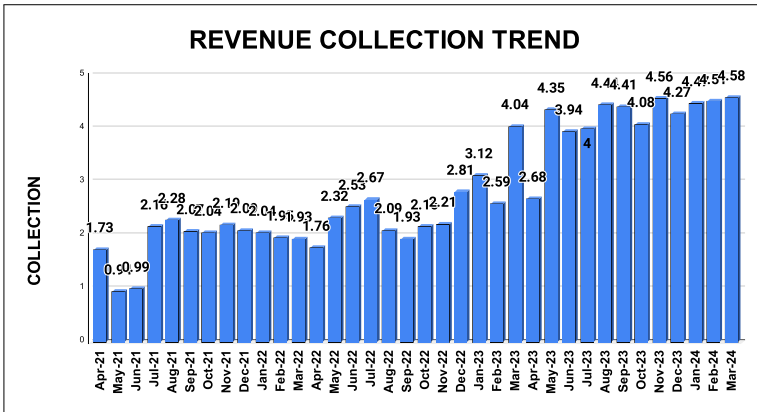
DIVISION RANK IN VARIOUS PARAMETERS



	Marks	Total marks	Rank
<u>COMPREHENSIVE INDEX</u>	72.87	100	19
<u>REVENUE COLLECTION ACHIEVEMENT</u>	19.33	25	4
<u>METER READING POSTING</u>	16.00	16	3
<u>FAULTY METER REPLACEMENT</u>	13.16	20	20
<u>MOBILE NO UPDATION</u>	6.66	10	29
<u>REVENUE RECOVERY STATUS</u>	1.20	8	15
<u>JAL JEEVAN MISSION ROUTING</u>	10.00	10	7
<u>AMNESTY</u>	6.50	11	20

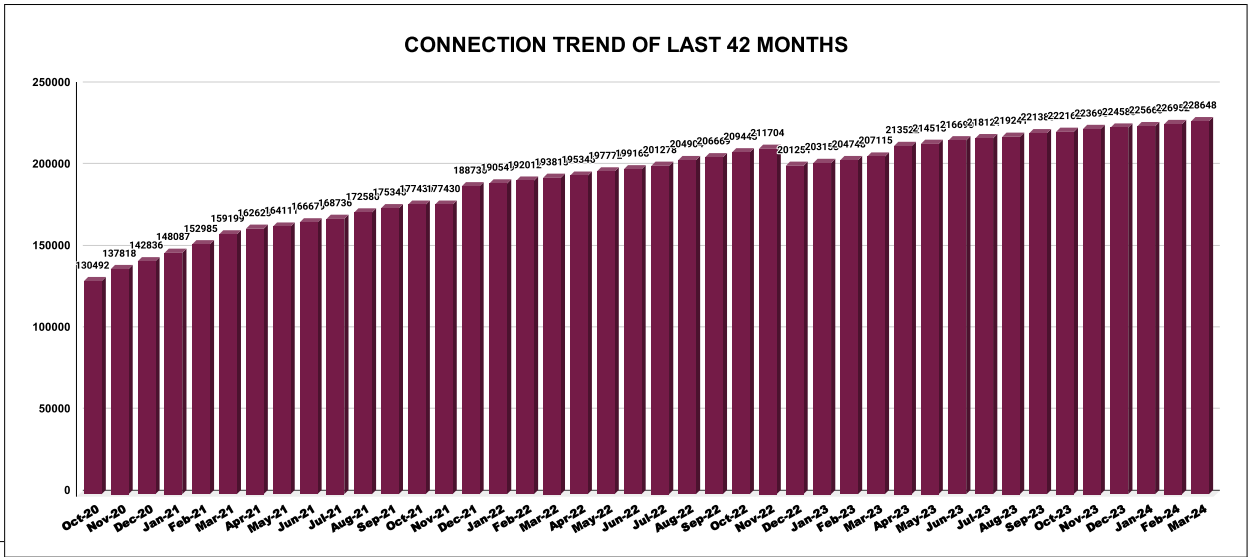


COLLECTION IN LAKHS												
YEAR	April	May	June	July	August	September	October	November	December	January	February	March
2020-21	48	112	260	217	177	179	179	185	196	204	202	239
2021-22	173	94	99	216	228	207	204	219	209	204	195	193
2022-23	176	232	253	267	209	193	216	221	281	312	259	404
2023-24	268	435	394	400	444	441	408	456	427	447	451	458
YEAR	2020-21	2021-22	2022-23	2023-24								
COLLECTION IN LAKHS	2,198	2,241	3,024	5,029								

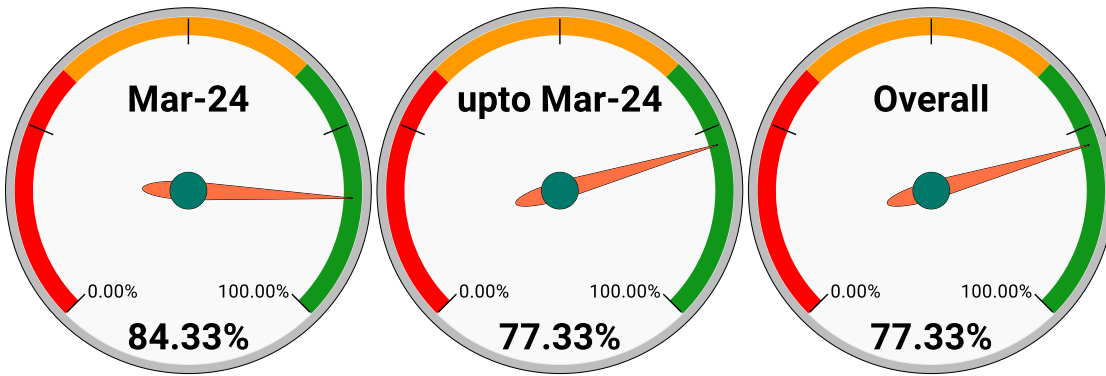


CONNECTION OF LAST 48 MONTHS

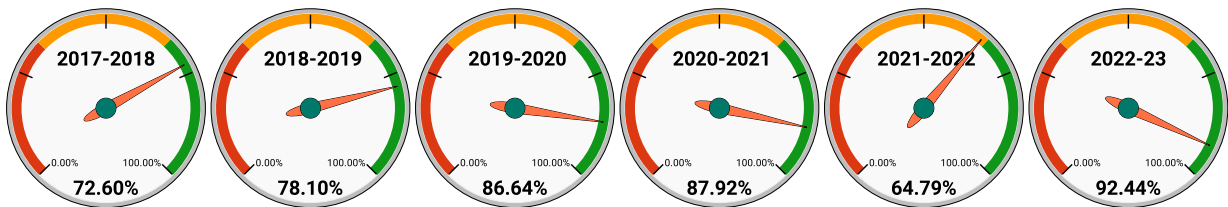
YEAR	April	May	June	July	August	September	October	November	December	January	February	March
2020-21	1,24,007	1,24,893	1,26,121	1,27,587	1,28,773	1,29,393	1,30,492	1,37,818	1,42,836	1,48,087	1,52,985	1,59,199
2021-22	1,62,625	1,64,111	1,66,679	1,68,736	1,72,580	1,75,340	1,77,430	1,77,430	1,88,736	1,90,549	1,92,012	1,93,818
2022-23	1,95,346	1,97,772	1,99,168	2,01,278	2,04,904	2,06,669	2,09,443	2,11,704	2,01,251	2,03,158	2,04,748	2,07,115
2023-24	2,13,522	2,14,515	2,16,690	2,18,121	2,19,241	2,21,385	2,22,162	2,23,695	2,24,585	2,25,660	2,26,952	2,28,648



Revenue Targets & Achievements for the year 2023-24



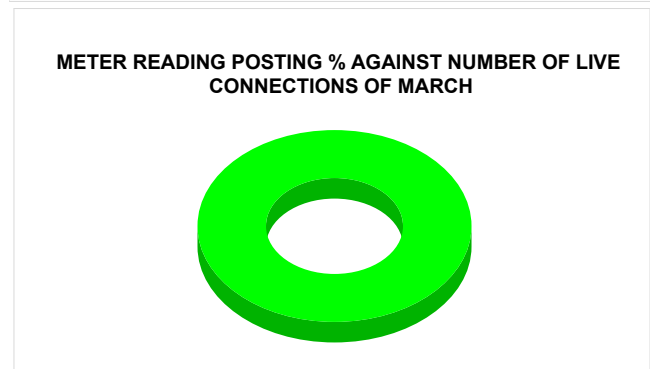
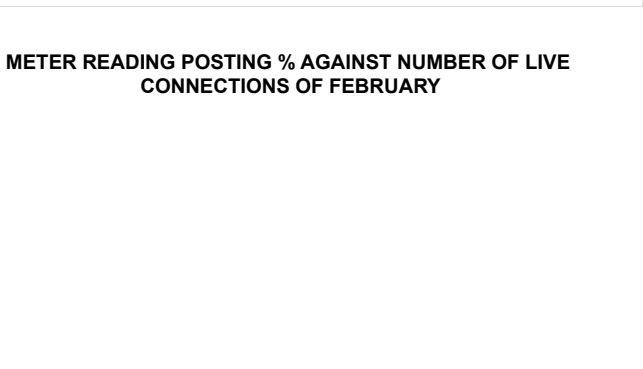

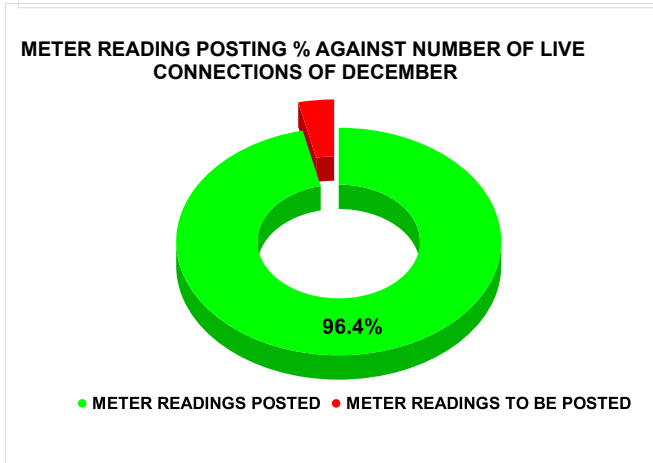
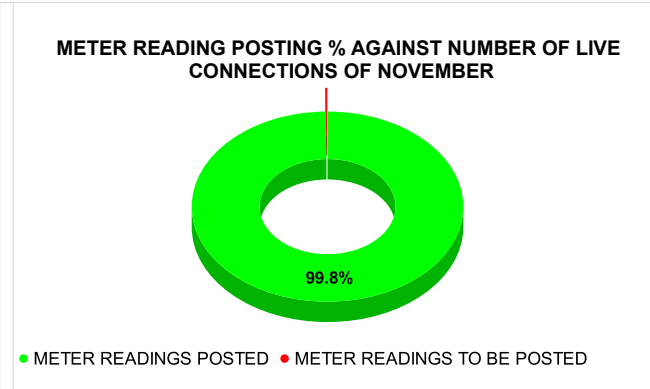
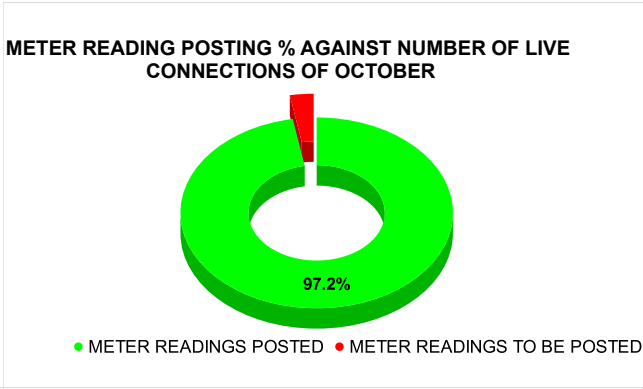
Previous 6 year Target Achievement



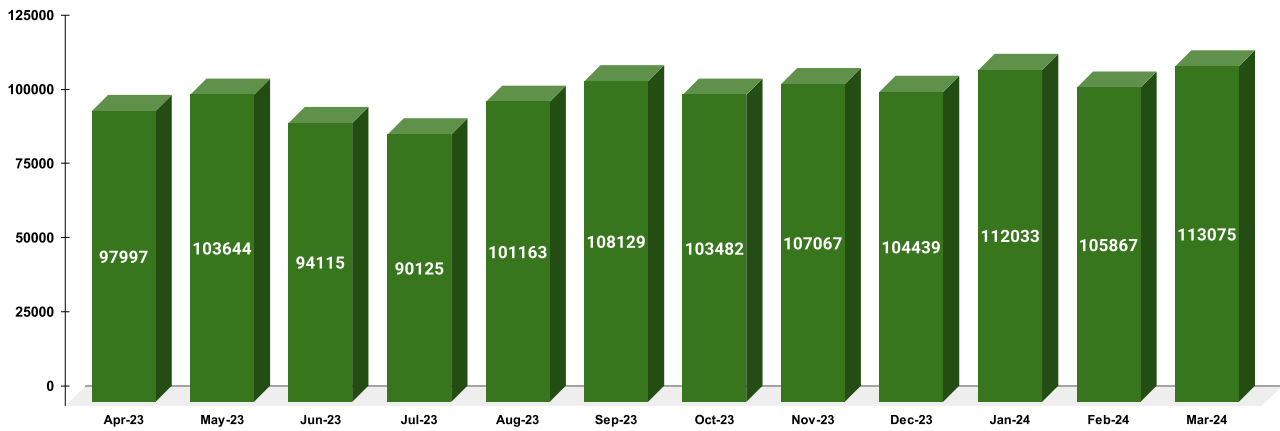
METER READING POSTING			Marks	Total marks	Rank
			16.00	16	3

Total No. of Live connection on October	Total No. of readings posted on October	Total Readings of October against 50% Total Live Connections of October 23
212,937	103,482	97.19%
Total No. of Live connection on December	Total No. of readings posted on December	Total Readings of December against 50% Total Live Connections of December 23
216,573	104,439	96.45%
Total No. of Live connection on February	Total No. of readings posted on February	Total Readings of February against 50% Total Live Connections of February 24
219,993	105,867	96.25%

Total No. of Live connection on November	Total No. of readings posted on November	Total Readings of November against 50% Total Live Connections of November 23
214,664	107,067	99.75%
Total No. of Live connection on January	Total No. of readings posted on January	Total Readings of January against 50% Total Live Connections of January 24
216,708	112,033	103.40%
Total No. of Live connection on March	Total No. of readings posted on March	Total Readings of March against 50% Total Live Connections of March 24
220,912	113,075	102.37%



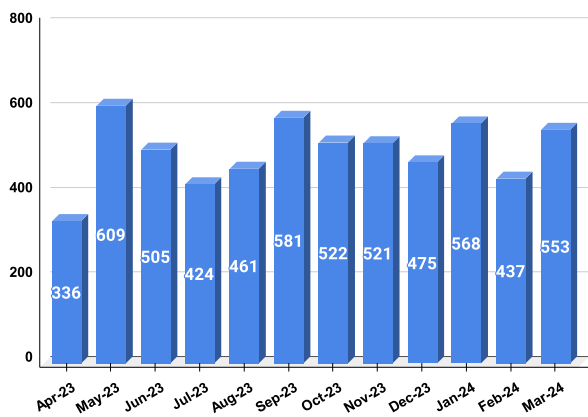
METER READING POSTED FOR LAST 12 MONTHS



FAULTY METER

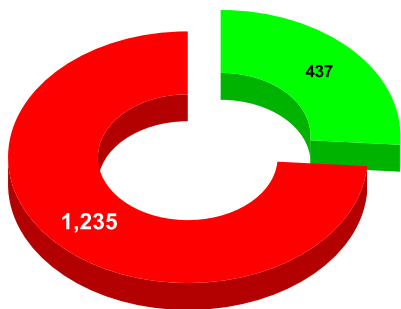
Marks	Total marks	Rank
13.16	20	20

FAULTY METER REPLACEMENT OF LAST 12 MONTHS



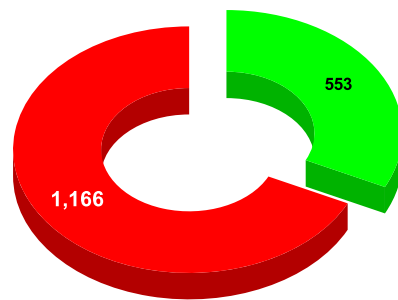
MONTH	Total No. of Faulty meters	Number of Faulty meter replaced	Number of Faulty meter pending
OCTOBER	1,555	522	1,033
NOVEMBER	1,572	521	1,051
DECEMBER	1,611	475	1,136
JANUARY	1,625	568	1,057
FEBRUARY	1,672	437	1,235
MARCH	1,719	553	1,166

FAULTY METER REPLACED VS FAULTY METER TO BE REPLACED ON FEBRUARY



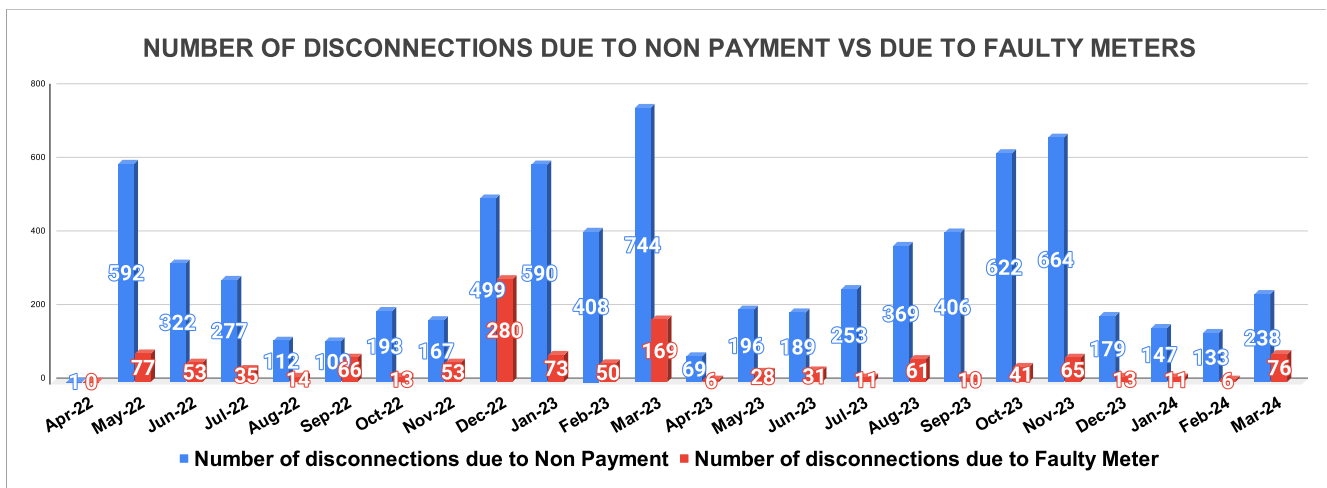
- NO OF FAULTY METERS REPLACED
- FAULTY METERS TO BE REPLACED

FAULTY METER REPLACED VS FAULTY METER TO BE REPLACED ON MARCH

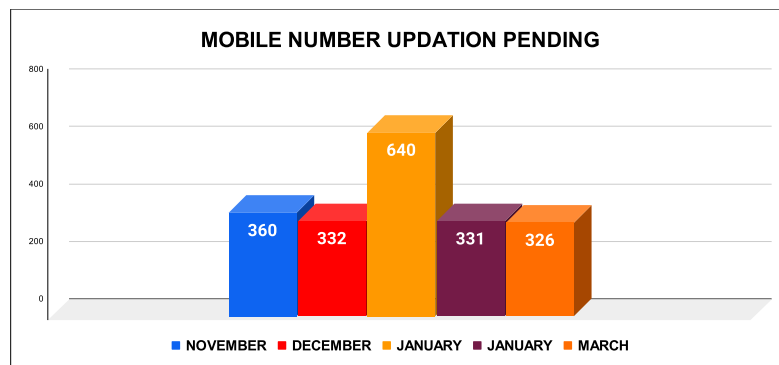


- NO OF FAULTY METERS REPLACED
- FAULTY METERS TO BE REPLACED

DISCONNECTION STATUS										Marks	Total marks	Rank
										-	-	-
DISCONNECTI ONS	APRIL	MAY	JUNE	JULY	AUGUST	SEPTEMBER	OCTOBER	NOVEMBER	DECEMBER	JANUARY	FEBRUARY	MARCH
DUE TO NON PAYMENT ()	1	592	322	277	112	109	193	167	499	590	408	744
DUE TO FAULTY METER ()	0	77	53	35	14	66	13	53	280	73	50	169
DUE TO NON PAYMENT ()	69	196	189	253	369	406	622	664	179	147	133	238
DUE TO FAULTY METER ()	6	28	31	11.00	61	10	41	65	13	11	6	76

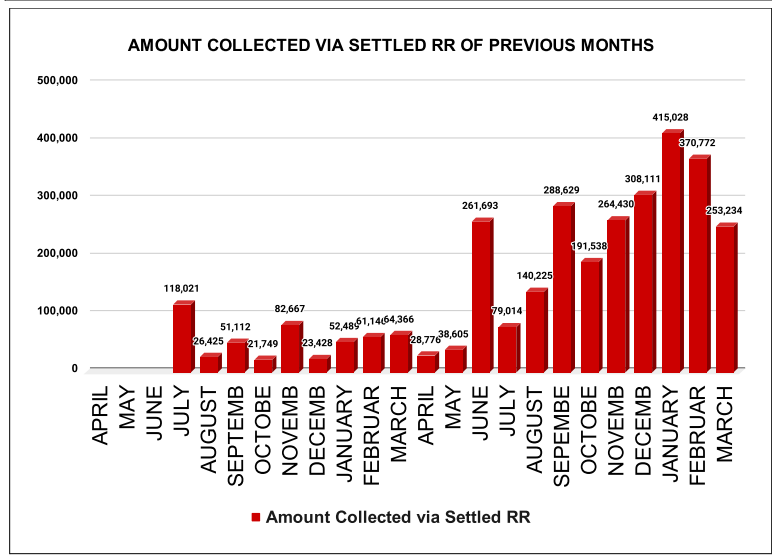


MOBILE NUMBER UPDATION					Marks	Total marks	Rank
					6.66	10	29



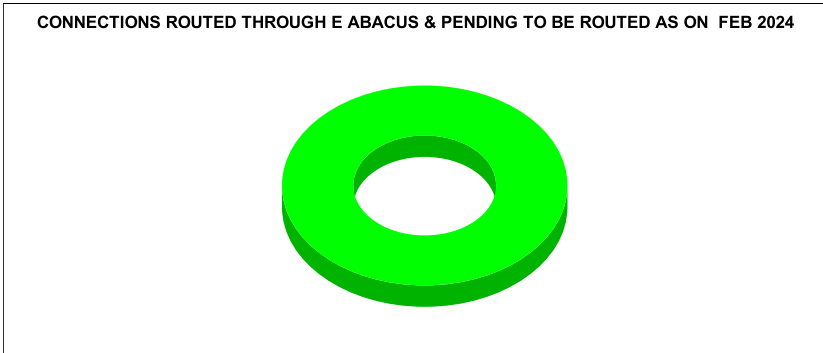
Mobile Number updation pending				
NOVEMBER	DECEMBER	JANUARY	FEBRUARY	MARCH
360	332	640	331	326

REVENUE RECOVERY STATUS	Marks	Total marks	Rank
	1.20	8	15

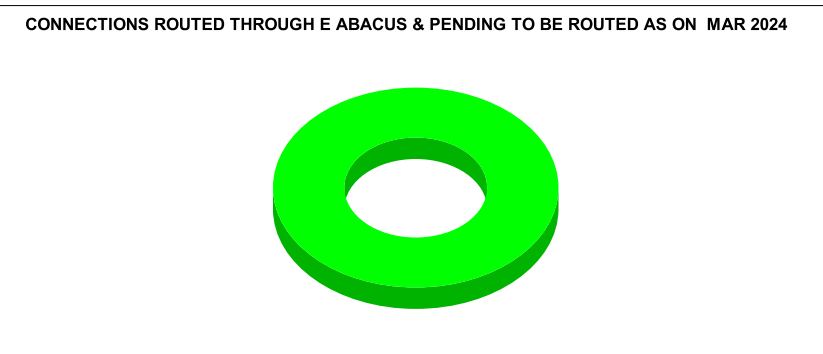


MONTH	No of RR Notices Issued	No of RR Proceed	No Of RR Settled	Amount Collected via Settled RR
OCTOBER	107	48	36	191,538
NOVEMBER	131	138	56	264,430
DECEMBER	234	0	54	308,111
JANUARY	79	155	191	415,028
FEBRUARY	280	82	50	370,772
MARCH	165	55	113	253,234

JAL JEEVAN MISSION ROUTING	Marks	Total marks	Rank
	10.00	10	7



MONTH	Total No of JJM Connection	No of connection routed in e-Abacus	Balance connection to be routed
OCTOBER	87,654	87,577	77
NOVEMBER	90,107	86,461	3,646
DECEMBER	90,107	90,107	0



MONTH	Total No of JJM Connection	No of connection routed in e-Abacus	Balance connection to be routed
JANUARY	90,107	90,107	0
FEBRUARY	90,107	90,107	0
MARCH	90,595	90,595	0

Sources of data	
Revenue Collection Data	DCB based on E-abacus data collected from Divisions and consolidated by RMC
Amnesty Data	Summary of Live data submitted by Revenue Division via Google sheet shared
Meter Reading Data	Data collected from division via google sheets
Faulty Meter Replacement Data	Data collected from division via google sheets
JJM Reading Posting	Data collected from division via google sheets
Moile Number updation Status	Data collected from division via google sheets
Disconnection data	Data collected from division via google sheets
BPL data	Data provided from DBA
Arrear Break up	Govt. Arrear , Central Govt. Arrear as on January based on e-abacus ; LSGD data based on DCB
Total Arrears and Total Connections	Data from DCB
Top Defaulters	Arrear data from E-abacus as on January