



കേരള ജല അതോറിറ്റി

THRISSUR	MARCH	Report Generated at 03/05/2024 14:24:48	Rank -21
-----------------	--------------	---	-----------------

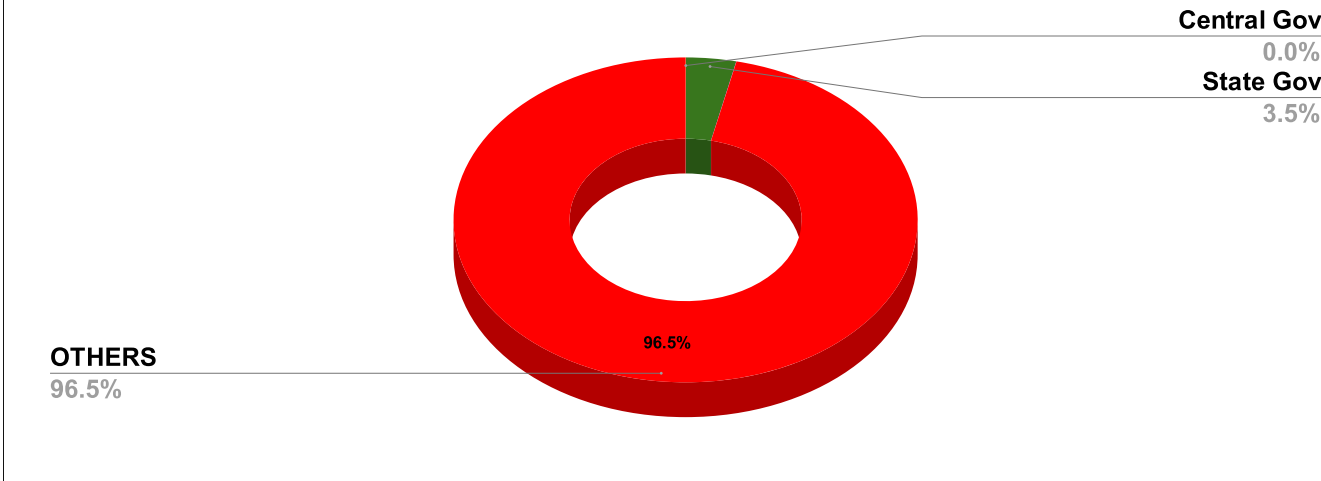
Name of Executive Engineer	Sri. E N Surendran
-----------------------------------	--------------------

Name of Revenue officer	Smt. BINDU MENON
--------------------------------	------------------

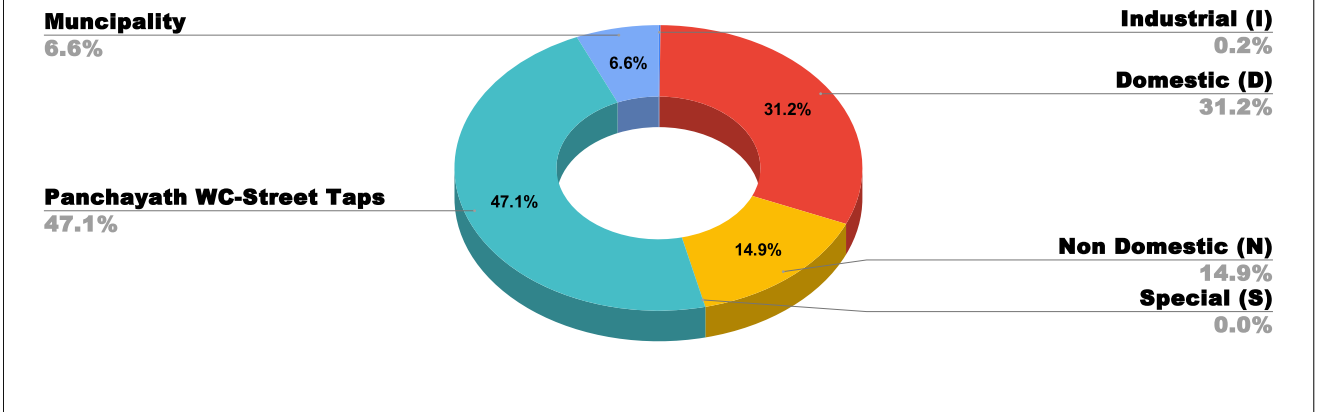
CONNECTIONS AS ON AS ON MARCH :	1,38,958	ARREARS IN CRORE AS ON MARCH :	41.57
--	-----------------	---------------------------------------	--------------

ARREARS				
STATE GOVERNMENT	CENTRAL GOVERNMENT	PSU	OTHERS	LSGD
1,95,82,031	1,56,515	76,129	54,26,94,152	11,38,00,862

ARREAR BREAK UP INCLUDING LSGD



ARREARS INCLUDING LSGD



DOMESTIC	NON DOMESTIC	INDUSTRIAL	SPECIAL	BULK SUPPLY	Panchayath WC-Street Taps	Municipality WC -Street Taps	Corporation WC - Street Taps
6,62,49,966	3,15,51,120	3,53,279	53,929	0	9,99,04,563	1,38,96,299	0

ARREARS WITH OUT LSGD

Special (S)

0.1%

Non Domestic (N)

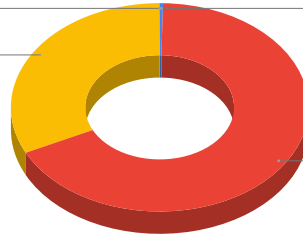
32.1%

Industrial (I)

0.4%

Domestic (D)

67.5%



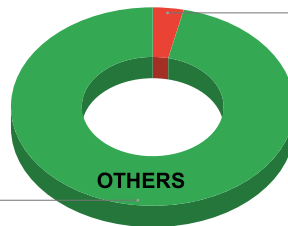
ARREAR BREAK UP WITH OUT LSGD

State Gov

3.5%

Domestic, Nondomestic and others

96.5%

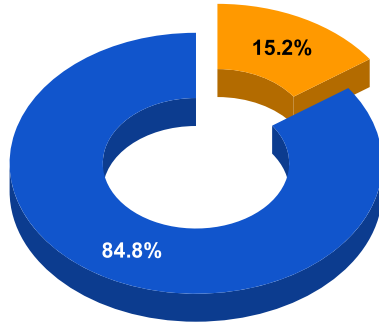


TOP DEFAULTERS OF THRISSUR FOR THE MONTH OF MARCH

SL NO	NAME	ARREAR(IN CRORES)
1	THE PRINCIPAL,,GOVT. MEDICAL COLLEGE, MULAMKUNNATHUKAVU, KILLANNUR, .	0.919
2	THE COMMANDANT,,INDIA RESERVE BATTALION, R V PURAM, THRISSUR,	0.297
3	THE DIRECTOR, B.NO.VI/TMC1/969, SY.NO.1/2, KERALA POLICE ACADEMY, P.O. RAMAVARMAPURAM THRISSUR-680631	0.133
4	DEPUTY COMMANDANT, DISTRICT ARMED RESERVE POLICE, THRISSUR, 680631	0.114
5	THE PRINCIPAL DISTRICT AND SESSIONS JUDGE, 54/1101/17, AYYANTHOLE COURT COMPLEX, P O AYYANTHOLE (2360248)	0.087
6	HONOURARY DIRECTOR, INDIAN INSTITUTE OF PANCHA KARMA, CHERUTHURUTHY, .	0.058
7	R V KHALID, R V K SHOPPING COMPLEX /m/8104638182, EAST NADA, GURUVAYOOR	0.052
8	HEAD MASTER, G,H,S VILLADAM, 1X/421, P O R V PURAM,	0.046
9	THE ASST.EXE.ENGG.,BLDG SUB DIVISION, PWD, CHEMBUKAVU, Thrissur,	0.032
10	K V ROSY, NEW ROAD, CHELAKKOTTUKARA, 5/287	0.030

BPL DATA

BPL CONNECTIONS AS % OF TOTAL LIVE CONNECTIONS



● BPL CONNECTIONS ● TOTAL LIVE CONNECTIONS

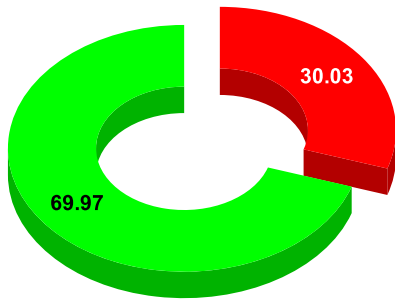
TOTAL NO OF BPL CONNECTIONS

AS ON JULY 2023 20,251

COMPREHENSIVE INDEX

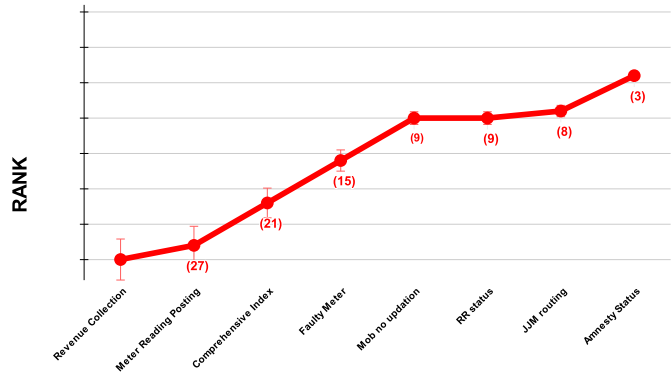
Marks	Total marks	Rank
69.97	100	21

MARKS OBTAINED



● Percent Score to be Achieved ● Percent Score Achieved

DIVISION RANK IN VARIOUS PARAMETERS



COMPREHENSIVE INDEX

REVENUE COLLECTION ACHIEVEMENT

METER READING POSTING

FAULTY METER REPLACEMENT

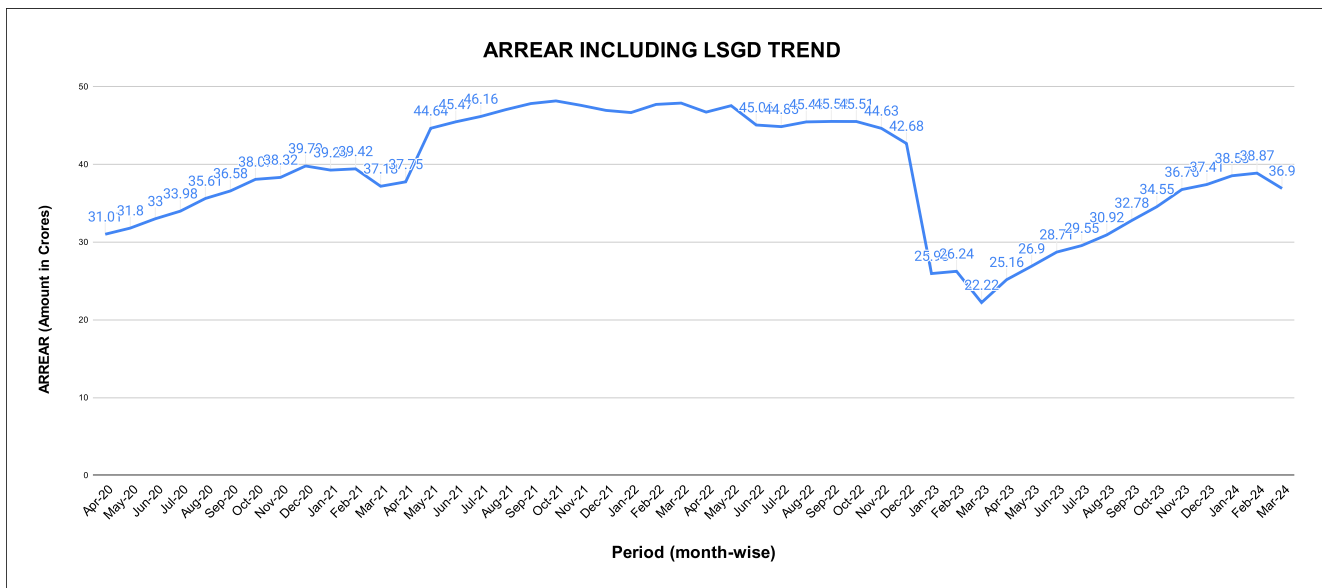
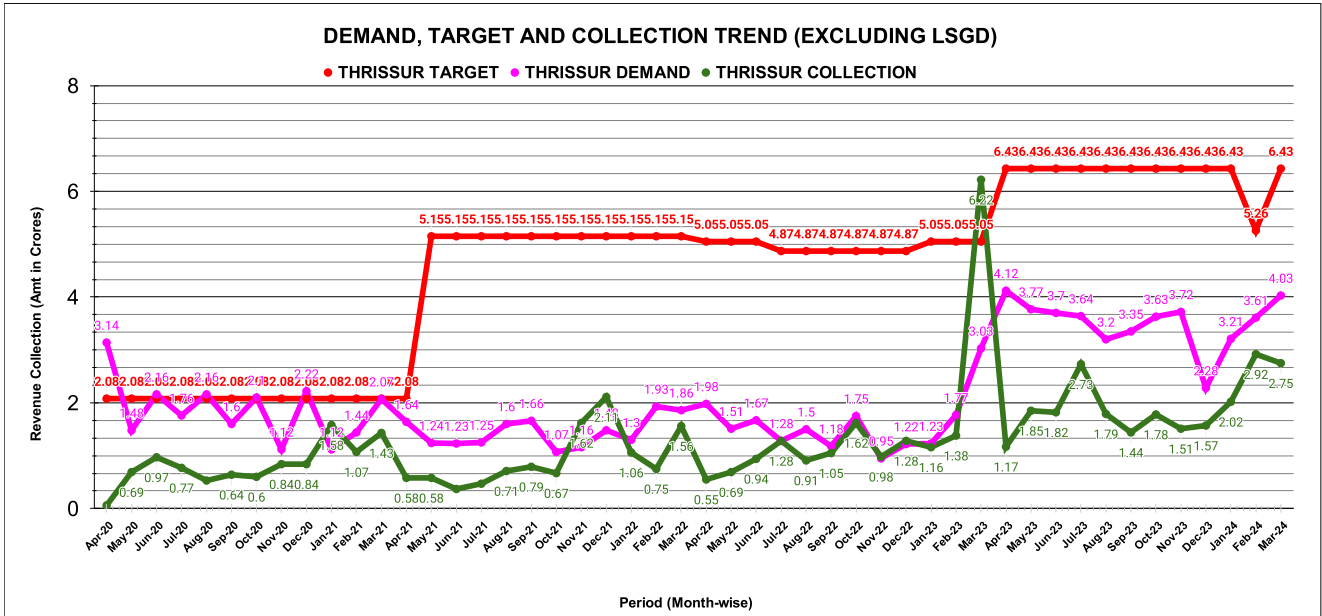
MOBILE NO UPDATION

REVENUE RECOVERY STATUS

JAL JEEVAN MISSION ROUTING

AMNESTY

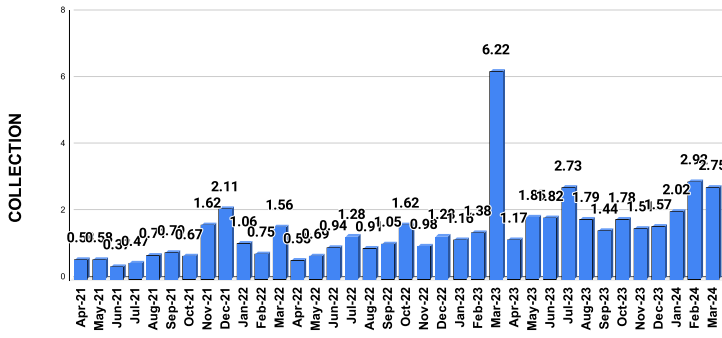
Marks	Total marks	Rank
69.97	100	21
9.31	25	29
14.59	16	27
13.99	20	15
10.00	10	9
2.60	8	9
10.00	10	8
9.48	11	3



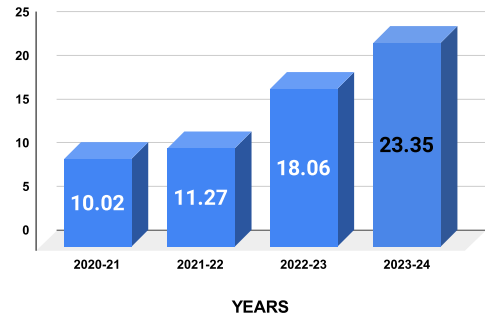
COLLECTION IN LAKHS

YEAR	April	May	June	July	August	September	October	November	December	January	February	March
2020-21	6	69	97	77	53	64	60	84	84	158	107	143
2021-22	58	58	37	47	71	79	67	162	211	106	75	156
2022-23	55	69	94	128	91	105	162	98	128	116	138	622
2023-24	117	185	182	273	179	144	178	151	157	202	292	275
YEAR	2020-21	2021-22	2022-23	2023-24								
COLLECTION IN LAKHS	1,002	1,128	1,807	2,334								

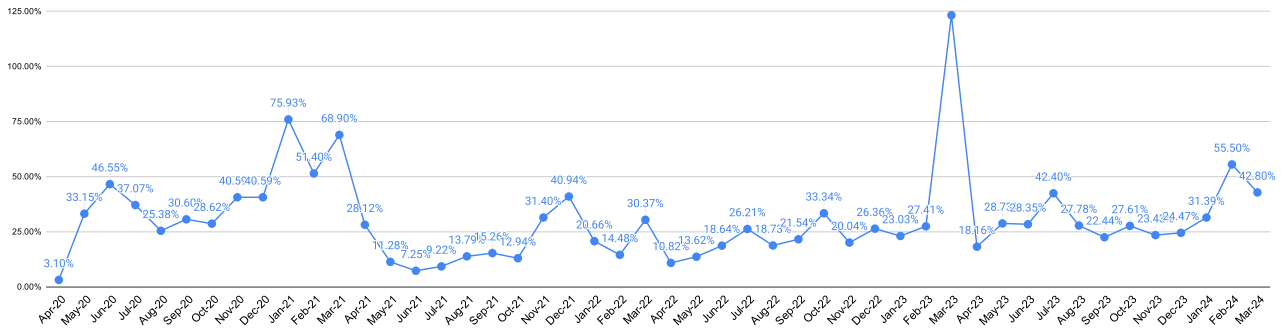
REVENUE COLLECTION TREND



REVENUE COLLECTION FOR LAST 4 YEARS IN CRORES

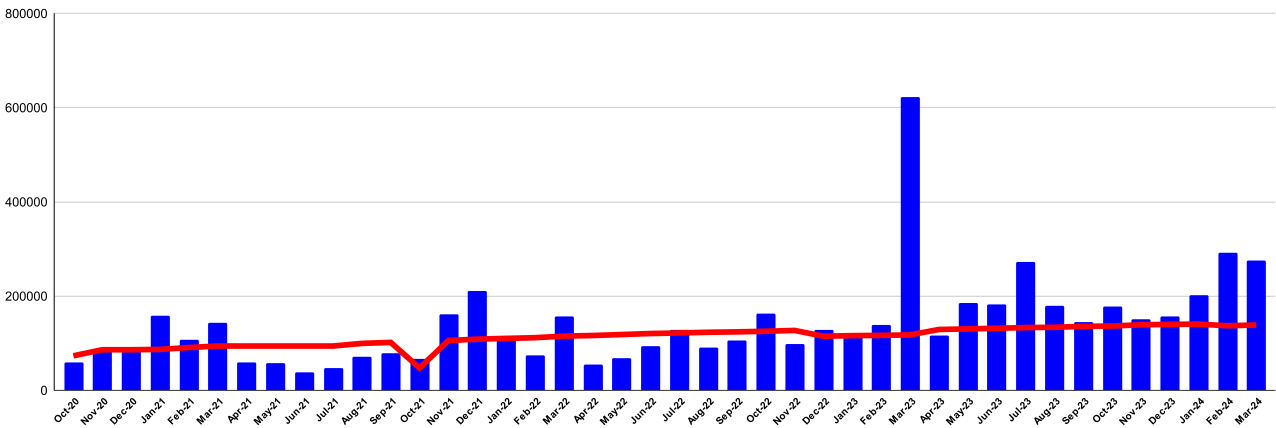


REVENUE COLLECTION ACHIEVEMENT IN PERCENTAGE



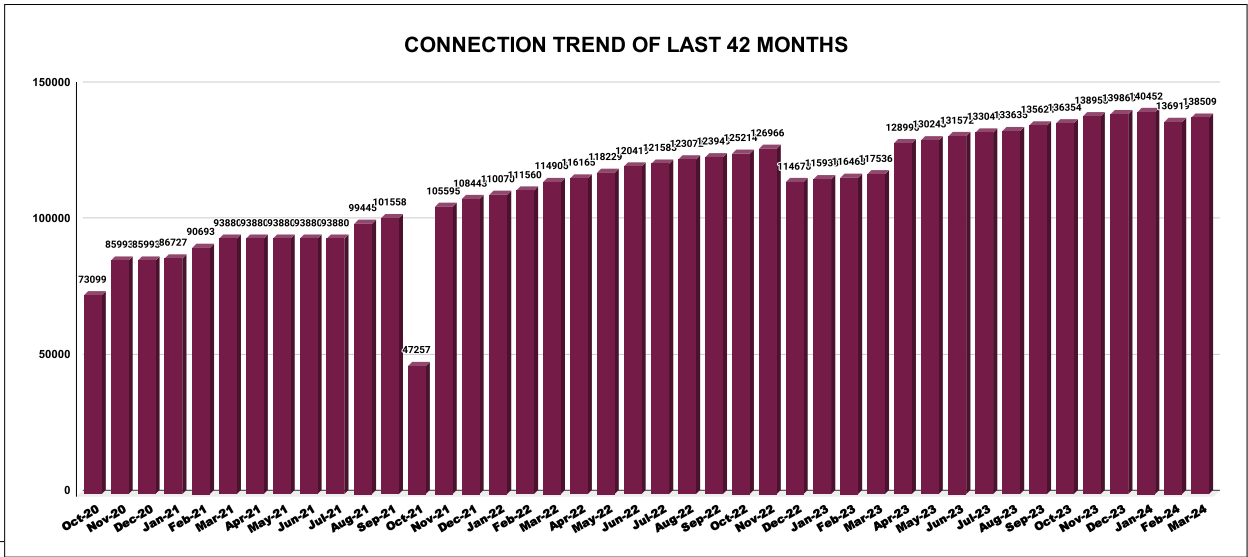
COLLECTIONS VS CONNECTIONS TREND FOR THE LAST 42 MONTHS

■ COLLECTION - CONNECTION

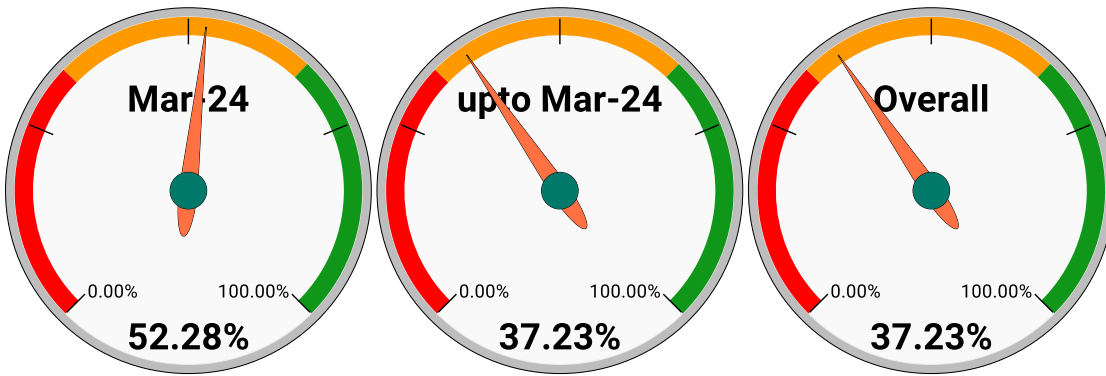


CONNECTION OF LAST 48 MONTHS

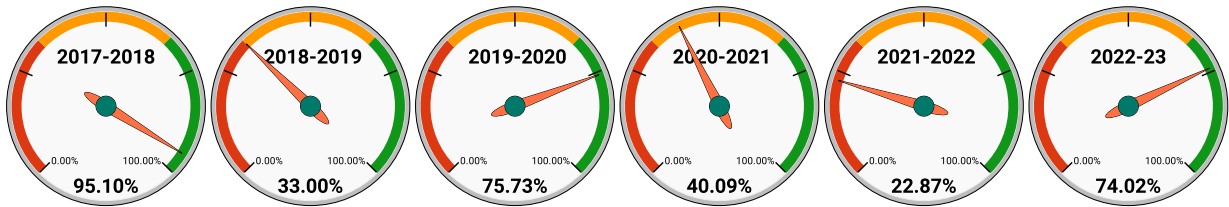
YEAR	April	May	June	July	August	September	October	November	December	January	February	March
2020-21	71,396	71,969	72,339	72,566	72,752	72,921	73,099	85,993	85,993	86,727	90,693	93,880
2021-22	93,880	93,880	93,880	93,880	99,445	1,01,558	47,257	1,05,595	1,08,443	1,10,070	1,11,560	1,14,906
2022-23	1,16,165	1,18,229	1,20,419	1,21,585	1,23,072	1,23,949	1,25,214	1,26,966	1,14,678	1,15,938	1,16,463	1,17,536
2023-24	1,28,990	1,30,243	1,31,572	1,33,044	1,33,635	1,35,624	1,36,354	1,38,958	1,39,863	1,40,452	1,36,919	1,38,509



Revenue Targets & Achievements for the year 2023-24



Previous 6 year Target Achievement

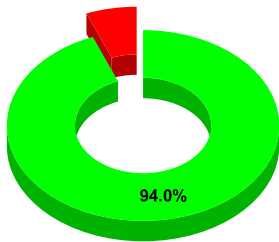


METER READING POSTING			Marks	Total marks	Rank
			14.59	16	27

Total No. of Live connection on October	Total No. of readings posted on October	Total Readings of October against 50% Total Live Connections of October 23
123,070	57,837	93.99%
Total No. of Live connection on December	Total No. of readings posted on December	Total Readings of December against 50% Total Live Connections of December 23
127,245	60,344	94.85%
Total No. of Live connection on February	Total No. of readings posted on February	Total Readings of February against 50% Total Live Connections of February 24
123,694	59,695	96.52%

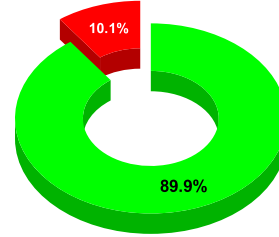
Total No. of Live connection on November	Total No. of readings posted on November	Total Readings of November against 50% Total Live Connections of November 23
125,404	56,380	89.92%
Total No. of Live connection on January	Total No. of readings posted on January	Total Readings of January against 50% Total Live Connections of January 24
128,388	58,000	90.35%
Total No. of Live connection on March	Total No. of readings posted on March	Total Readings of March against 50% Total Live Connections of March 24
123,421	58,545	94.87%

METER READING POSTING % AGAINST NUMBER OF LIVE CONNECTIONS OF OCTOBER



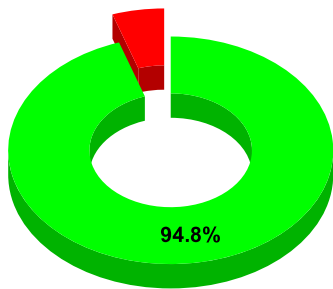
● METER READINGS POSTED ● METER READINGS TO BE POSTED

METER READING POSTING % AGAINST NUMBER OF LIVE CONNECTIONS OF NOVEMBER



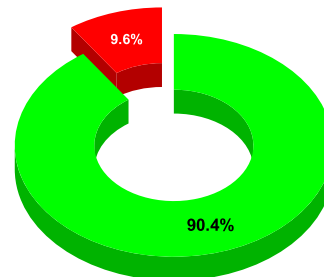
● METER READINGS POSTED ● METER READINGS TO BE POSTED

METER READING POSTING % AGAINST NUMBER OF LIVE CONNECTIONS OF DECEMBER



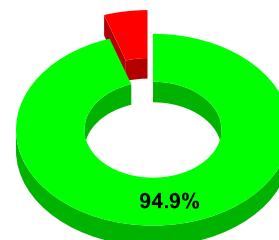
● METER READINGS POSTED ● METER READINGS TO BE POSTED

METER READING POSTING % AGAINST NUMBER OF LIVE CONNECTIONS OF JANUARY



● METER READINGS POSTED ● METER READINGS TO BE POSTED

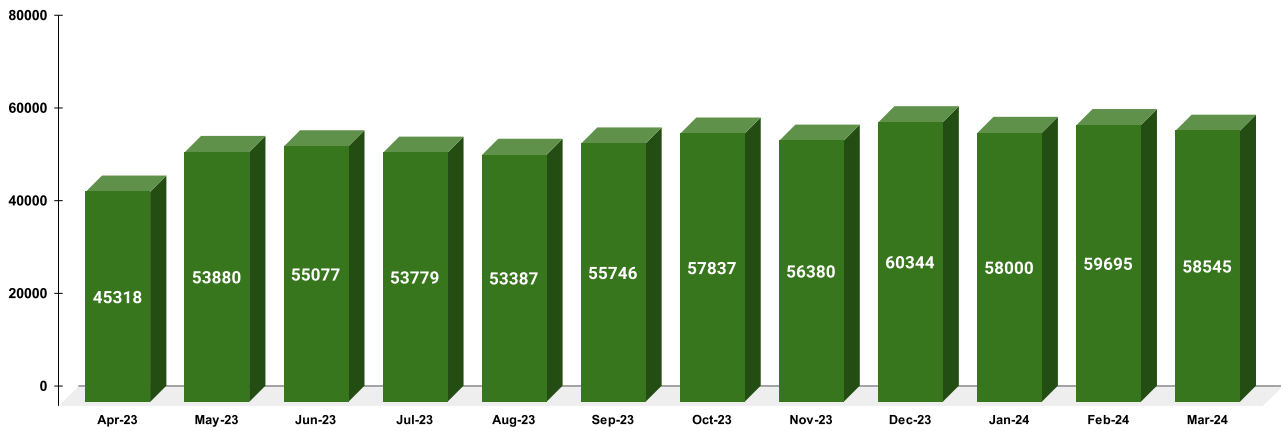
METER READING POSTING % AGAINST NUMBER OF LIVE CONNECTIONS OF FEBRUARY



● METER READINGS POSTED ● METER READINGS TO BE POSTED

METER READING POSTING % AGAINST NUMBER OF LIVE CONNECTIONS OF MARCH

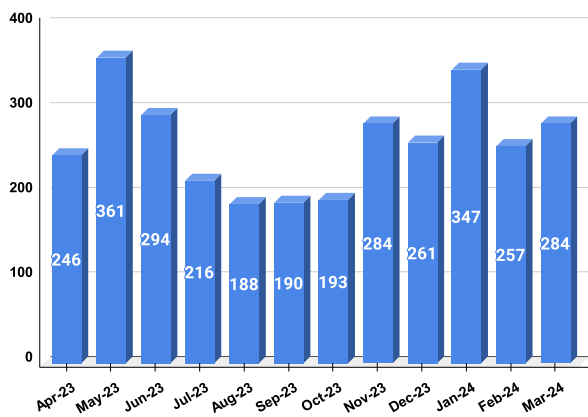
METER READING POSTED FOR LAST 12 MONTHS



FAULTY METER

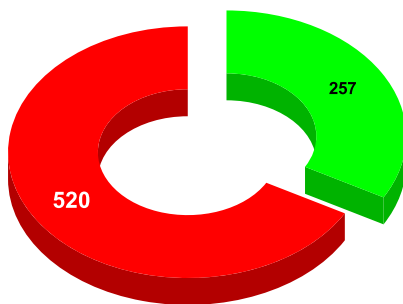
Marks	Total marks	Rank
13.99	20	15

FAULTY METER REPLACEMENT OF LAST 12 MONTHS




MONTH	Total No. of Faulty meters	Number of Faulty meter replaced	Number of Faulty meter pending
OCTOBER	647	193	454
NOVEMBER	642	284	358
DECEMBER	702	261	441
JANUARY	683	347	336
FEBRUARY	777	257	520
MARCH	705	284	421

FAULTY METER REPLACED VS FAULTY METER TO BE REPLACED ON FEBRUARY



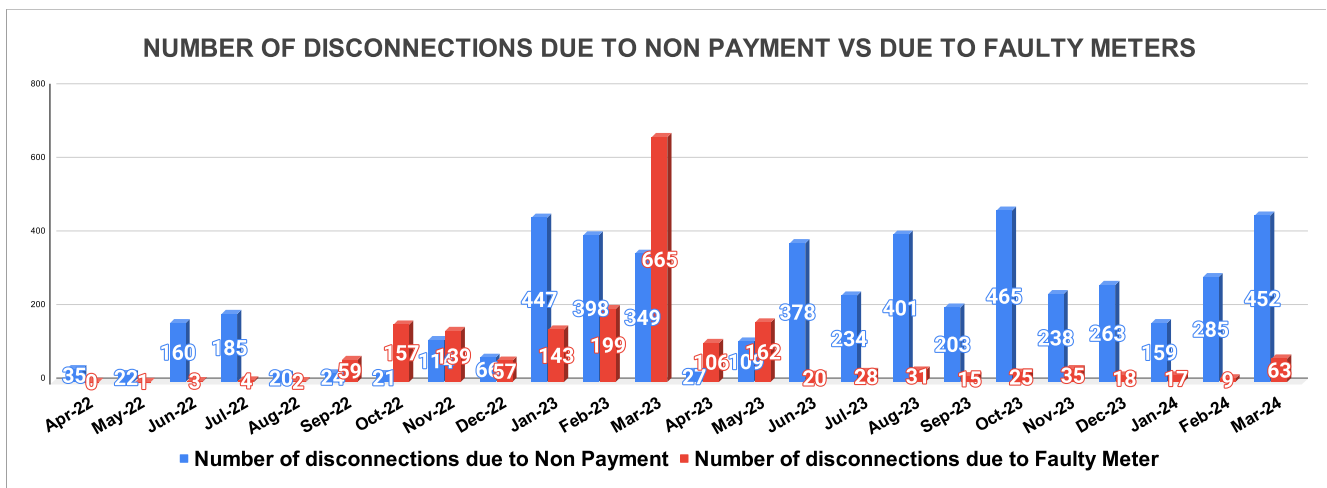
- NO OF FAULTY METERS REPLACED
- FAULTY METERS TO BE REPLACED

FAULTY METER REPLACED VS FAULTY METER TO BE REPLACED ON MARCH

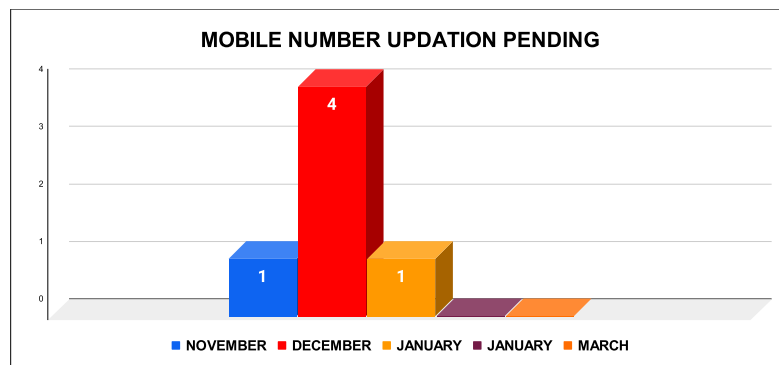


- NO OF FAULTY METERS REPLACED
- FAULTY METERS TO BE REPLACED

DISCONNECTION STATUS										Marks	Total marks	Rank
										-	-	-
DISCONNECTI ONS	APRIL	MAY	JUNE	JULY	AUGUST	SEPTEMBER	OCTOBER	NOVEMBER	DECEMBER	JANUARY	FEBRUARY	MARCH
DUE TO NON PAYMENT ()	35	22	160	185	20	24	21	114	66	447	398	349
DUE TO FAULTY METER ()	0	1	3	4	2	59	157	139	57	143	199	665
DUE TO NON PAYMENT ()	27	109	378	234	401	203	465	238	263	159	285	452
DUE TO FAULTY METER ()	106	162	20	28.00	31	15	25	35	18	17	9	63

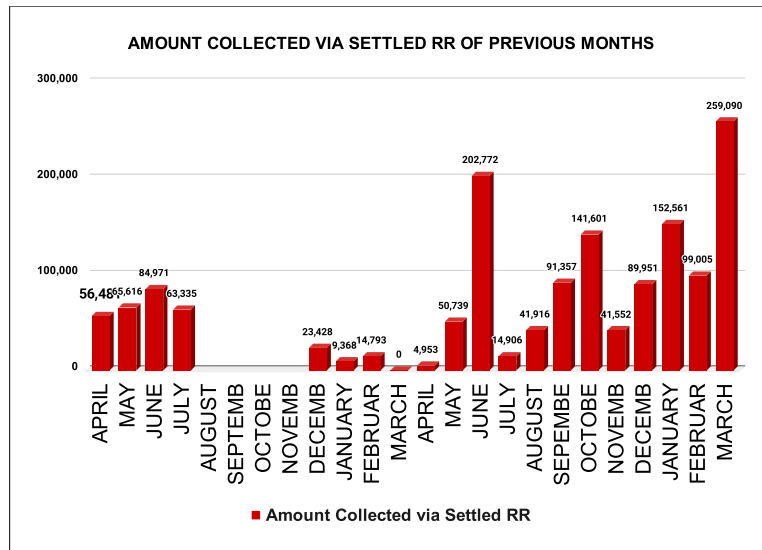


MOBILE NUMBER UPDATION					Marks	Total marks	Rank
					10.00	10	9



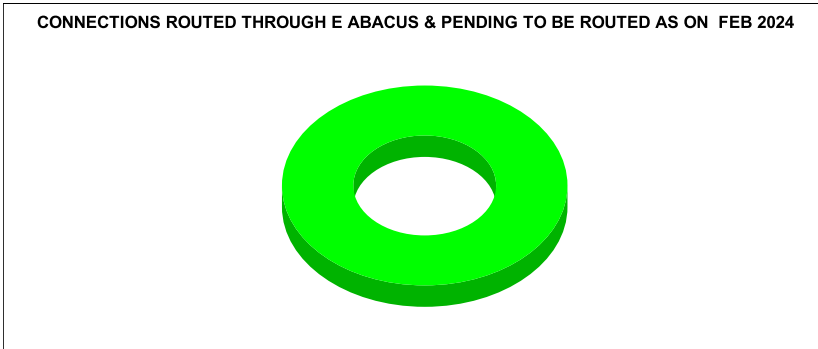
Mobile Number updation pending				
NOVEMBER	DECEMBER	JANUARY	FEBRUARY	MARCH
1	4	1	0	0

REVENUE RECOVERY STATUS	Marks	Total marks	Rank
	2.60	8	9

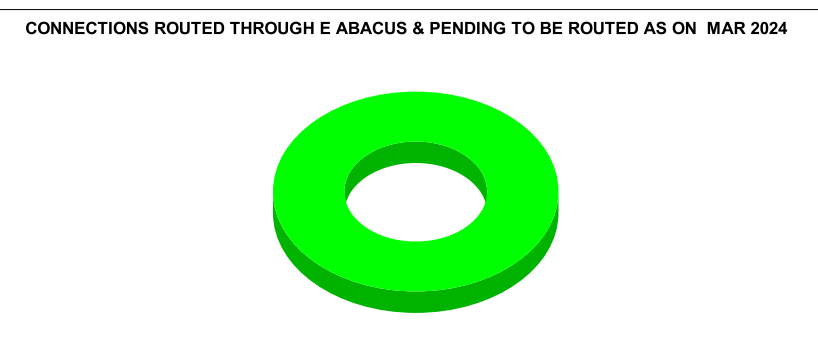


MONTH	No of RR Notices Issued	No of RR Proceed	No Of RR Settled	Amount Collected via Settled RR
OCTOBER	84	170	25	141,601
NOVEMBER	367	84	15	41,552
DECEMBER	289	306	23	89,951
JANUARY	204	389	26	152,561
FEBRUARY	48	456	21	99,005
MARCH	360	185	46	259,090

JAL JEEVAN MISSION ROUTING	Marks	Total marks	Rank
	10.00	10	8



MONTH	Total No of JJM Connection	No of connection routed in e-Abacus	Balance connection to be routed
OCTOBER	65,512	65,450	62
NOVEMBER	68,720	68,720	0
DECEMBER	56,734	56,734	0



MONTH	Total No of JJM Connection	No of connection routed in e-Abacus	Balance connection to be routed
JANUARY	74,289	74,289	0
FEBRUARY	75,677	75,677	0
MARCH	77,049	77,049	0

Sources of data	
Revenue Collection Data	DCB based on E-abacus data collected from Divisions and consolidated by RMC
Amnesty Data	Summary of Live data submitted by Revenue Division via Google sheet shared
Meter Reading Data	Data collected from division via google sheets
Faulty Meter Replacement Data	Data collected from division via google sheets
JJM Reading Posting	Data collected from division via google sheets
Moile Number updation Status	Data collected from division via google sheets
Disconnection data	Data collected from division via google sheets
BPL data	Data provided from DBA
Arrear Break up	Govt. Arrear , Central Govt. Arrear as on January based on e-abacus ; LSGD data based on DCB
Total Arrears and Total Connections	Data from DCB
Top Defaulters	Arrear data from E-abacus as on January