



കേരള ജല അതോറിറ്റി

MUVATTUPUZHA	MARCH	Report Generated at 03/05/2024 14:24:06	Rank -12
---------------------	--------------	---	-----------------

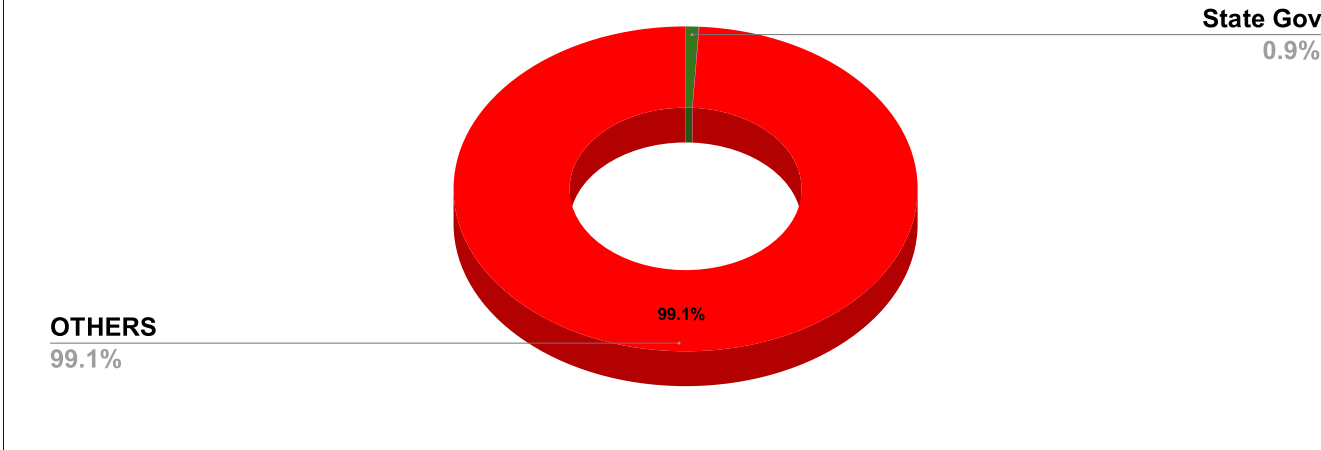
Name of Executive Engineer	Sri. Ratheeshkumar S
-----------------------------------	----------------------

Name of Revenue officer	Sri. Ajimon Mathew
--------------------------------	--------------------

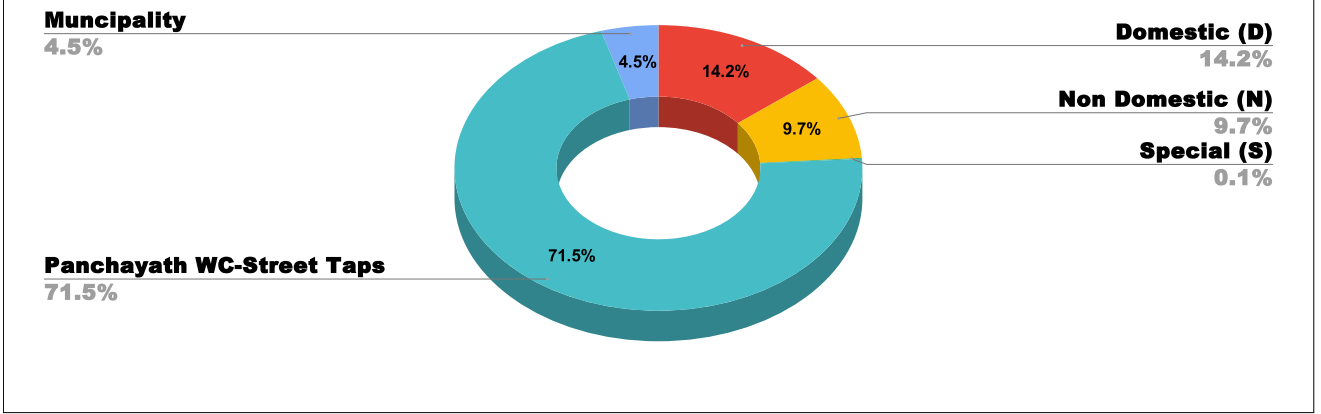
CONNECTIONS AS ON AS ON MARCH :	1,18,619	ARREARS IN CRORE AS ON MARCH :	16.80
--	-----------------	---------------------------------------	--------------

ARREARS				
STATE GOVERNMENT	CENTRAL GOVERNMENT	PSU	OTHERS	LSGD
83,46,705	1,428	3,13,575	90,53,23,834	16,73,43,388

ARREAR BREAK UP INCLUDING LSGD



ARREARS INCLUDING LSGD



DOMESTIC	NON DOMESTIC	INDUSTRIAL	SPECIAL	BULK SUPPLY	Panchayath WC-Street Taps	Municipality WC -Street Taps	Corporation WC -Street Taps
3,12,91,103	2,12,78,375	-18	2,17,751	0	15,73,43,445	99,99,943	0

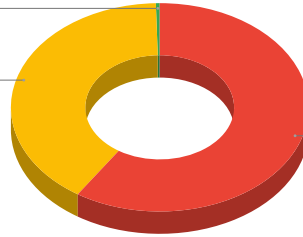
ARREARS WITH OUT LSGD

Special (S)

0.4%

Non Domestic (N)

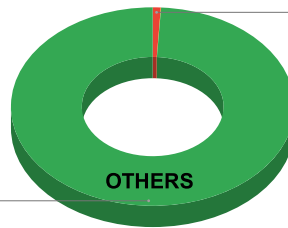
40.3%



Domestic (D)
59.3%

ARREAR BREAK UP WITH OUT LSGD

State Gov
0.9%



Domestic, Nondomestic and others

99.1%

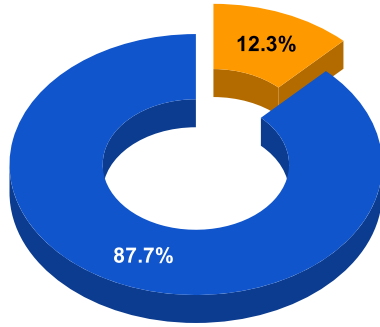
OTHERS

TOP DEFAULTERS OF MUVATTUPUZHA FOR THE MONTH OF MARCH

SL NO	NAME	ARREAR(IN CRORES)
1	MEDICAL OFFICER, T H Q HOSPITAL, MVPA/769 --GOVT. HOSPITAL, supthgghmuvattupuzha@gmail.com	0.150
2	THE EXECUTIVE OFFICER, MANJALLOOR PANCHAYATHU, PRIMARY HEALTH CENTRE, MANJALLOOR - 048522260231	0.116
3	THE SECRATERY, MUNICIPALITY, KOTHAMANGALAM, SHOPPING COMPLEX (OPPOSIT CHERIYAPALLY)	0.068
4	THE SUPERINTENDENT, GOVT . HOSPITAL, KOTHAMANGALAM,	0.054
5	THE SUPERINTENDENT, TALUK GOVT. HOSPITAL, KOTHAMANGALAM, .	0.041
6	RENEW DIVISIONAL OFFICER, MINI CIVIL STATION,,9447089371(RDO MOB), VAZHAPILLY,, 0485 2811400-Land line, MPA 0485 2811400	0.038
7	ASST PROJECT MANGER K S H B, REVENUE TOWER, KOTHAMANGALAM, .	0.032
8	EXISE CIRCLE INSPECTOR, EXISE OFFICE, MUVATTUPUZHA 2836717, MPA/739,ecomvpa. exe@kerala.gov.in	0.024
9	SUB INSPECTOR OF POLICE, POLICE STATION,, MULANTHURUTHY, Route : 301	0.023
10	MARIAMMA PETER, TM JACOB RAJATHAJUBILI MANDHIRAM, PIRAVOM, .	0.017

BPL DATA

BPL CONNECTIONS AS % OF TOTAL LIVE CONNECTIONS

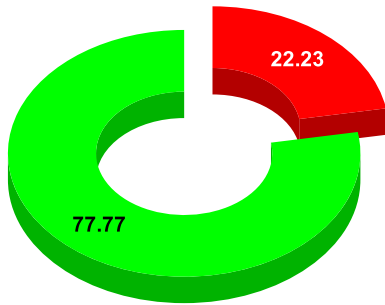


● BPL CONNECTIONS ● TOTAL LIVE CONNECTIONS

TOTAL NO OF BPL CONNECTIONS	
AS ON JULY 2023	14,423

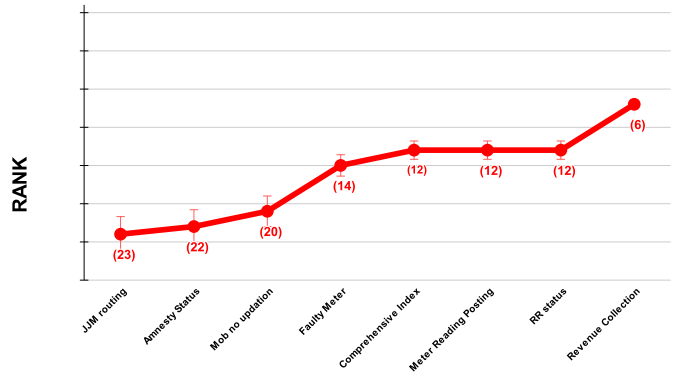
COMPREHENSIVE INDEX	Marks	Total marks	Rank
	77.77	100	12

MARKS OBTAINED

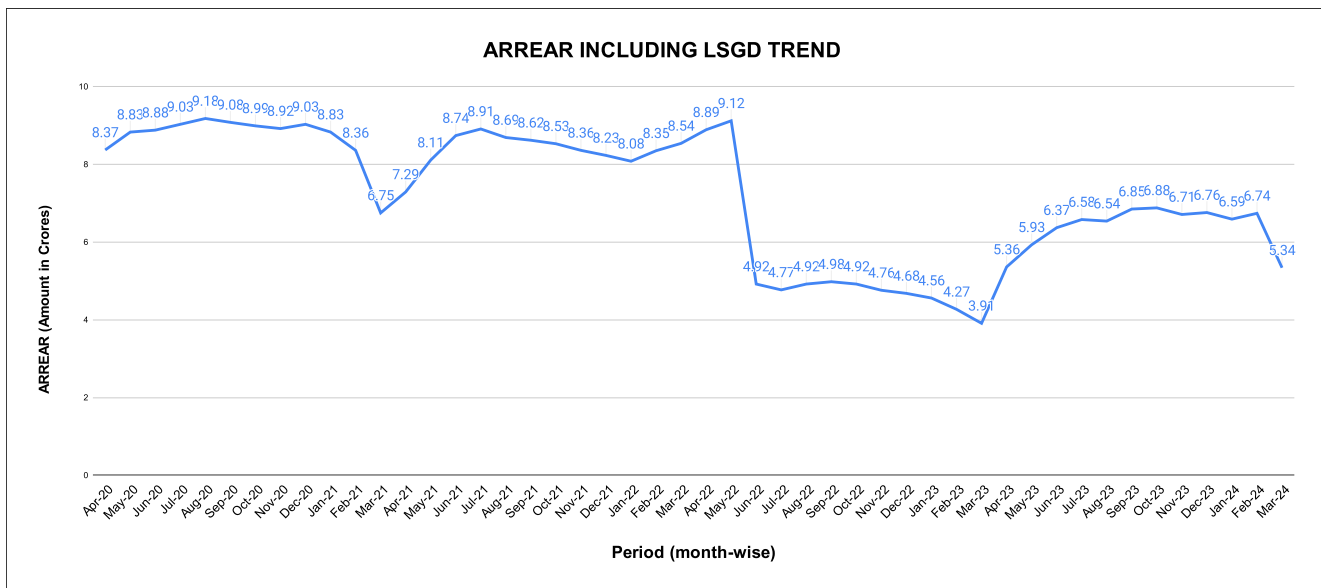
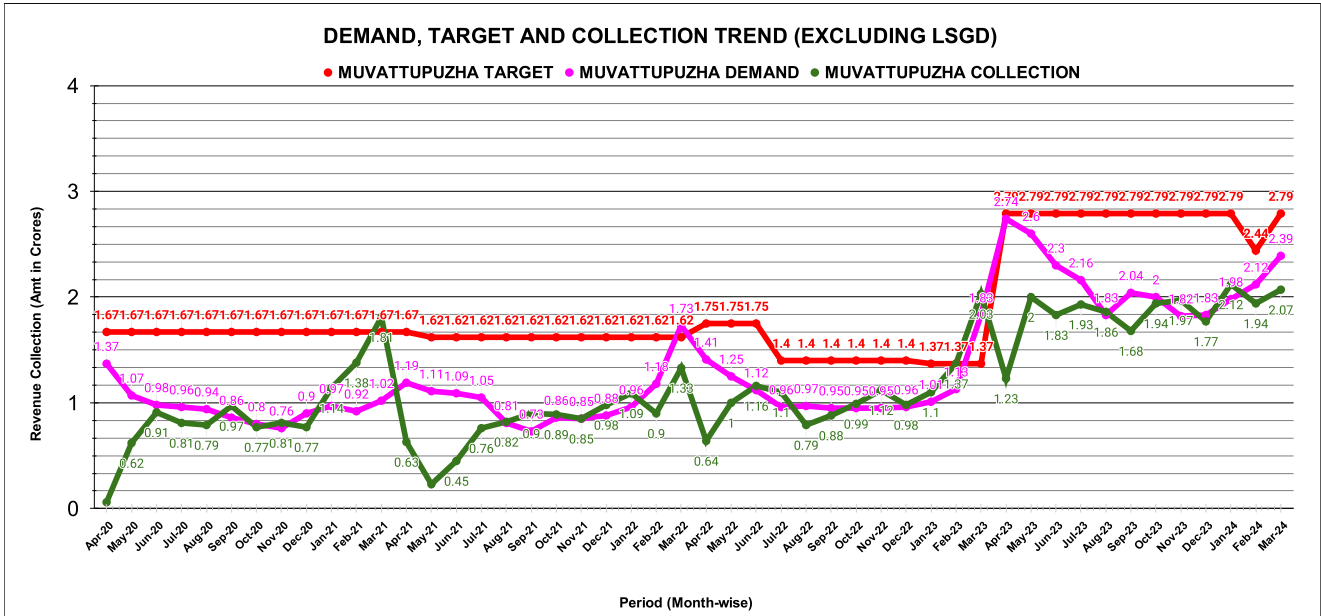


● Percent Score to be Achieved ● Percent Score Achieved

DIVISION RANK IN VARIOUS PARAMETERS



	Marks	Total marks	Rank
<u>COMPREHENSIVE INDEX</u>	77.77	100	12
<u>REVENUE COLLECTION ACHIEVEMENT</u>	19.14	25	6
<u>METER READING POSTING</u>	15.99	16	12
<u>FAULTY METER REPLACEMENT</u>	14.06	20	14
<u>MOBILE NO UPDATION</u>	9.97	10	20
<u>REVENUE RECOVERY STATUS</u>	2.41	8	12
<u>JAL JEEVAN MISSION ROUTING</u>	9.96	10	23
<u>AMNESTY</u>	6.24	11	22

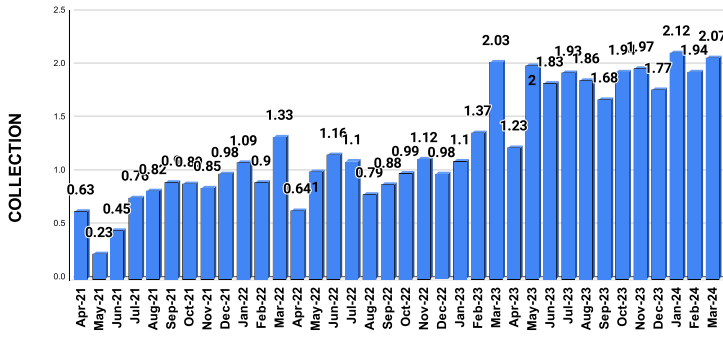


COLLECTION IN LAKHS

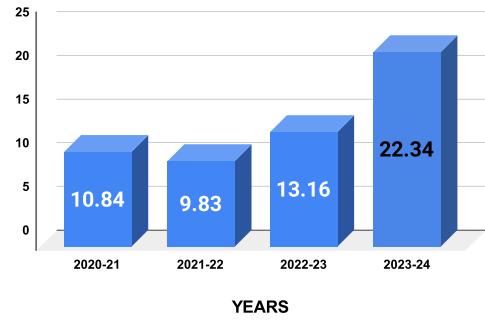
YEAR	April	May	June	July	August	September	October	November	December	January	February	March
2020-21	6	62	91	81	79	97	77	81	77	114	138	181
2021-22	63	23	45	76	82	90	89	85	98	109	90	133
2022-23	64	100	116	110	79	88	99	112	98	110	137	203
2023-24	123	200	183	193	186	168	194	197	177	212	194	207

YEAR	2020-21	2021-22	2022-23	2023-24
COLLECTION IN LAKHS	1,084	985	1,318	2,234

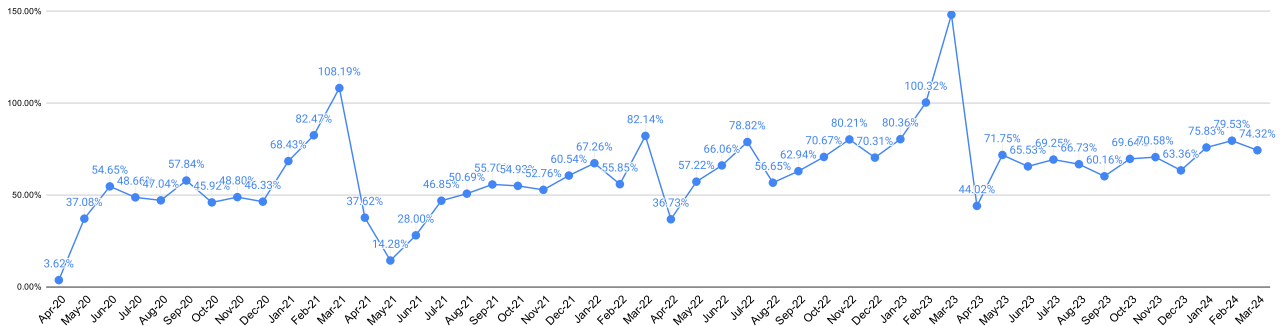
REVENUE COLLECTION TREND



REVENUE COLLECTION FOR LAST 4 YEARS IN CRORES

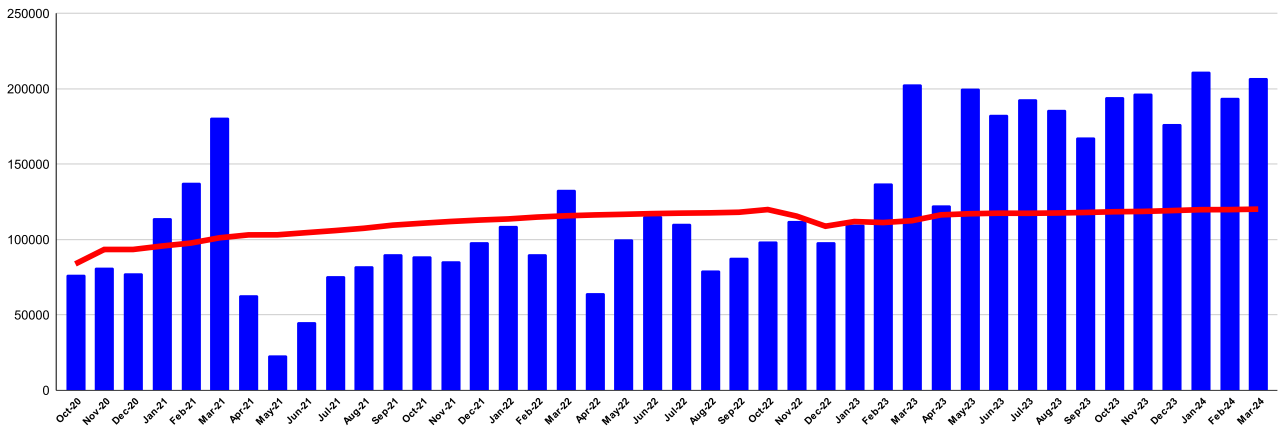


REVENUE COLLECTION ACHIEVEMENT IN PERCENTAGE



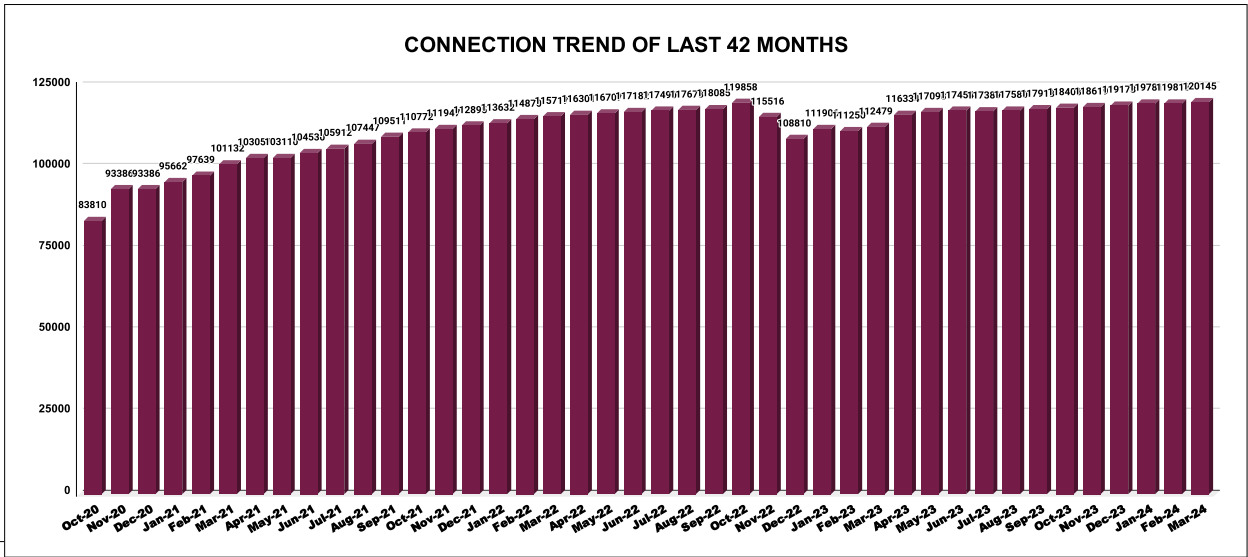
COLLECTIONS VS CONNECTIONS TREND FOR THE LAST 42 MONTHS

■ COLLECTION - CONNECTION

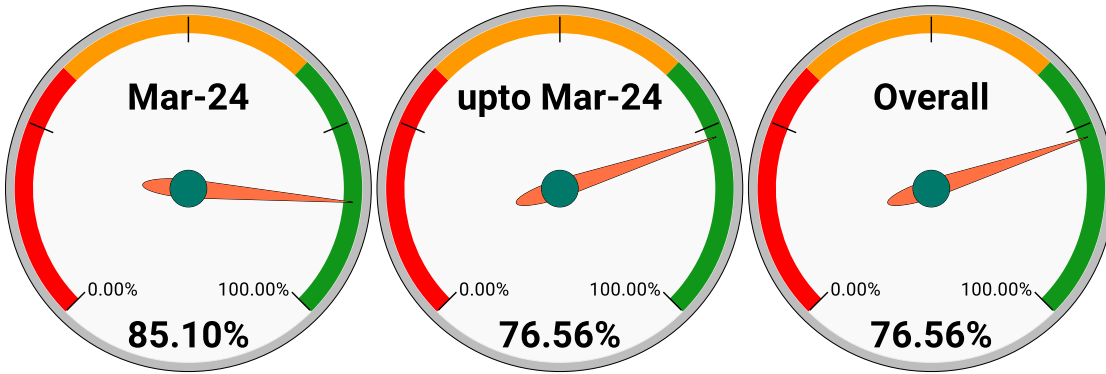


CONNECTION OF LAST 48 MONTHS

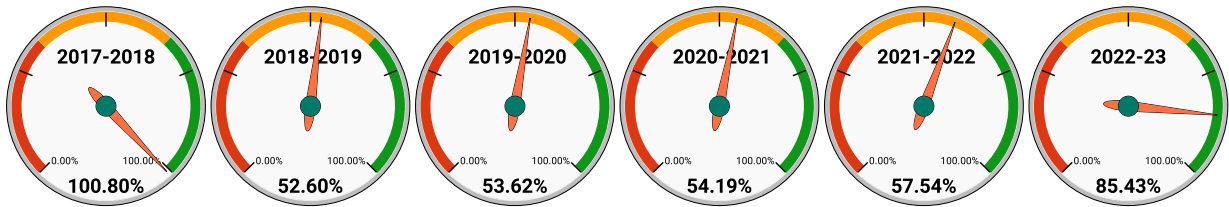
YEAR	April	May	June	July	August	September	October	November	December	January	February	March
2020-21	82,755	82,987	83,182	83,293	83,414	83,572	83,810	93,386	93,386	95,662	97,639	1,01,132
2021-22	1,03,057	1,03,110	1,04,530	1,05,912	1,07,447	1,09,511	1,10,772	1,11,947	1,12,895	1,13,632	1,14,870	1,15,717
2022-23	1,16,301	1,16,707	1,17,182	1,17,490	1,17,678	1,18,085	1,19,858	1,15,516	1,08,810	1,11,906	1,11,250	1,12,479
2023-24	1,16,334	1,17,098	1,17,454	1,17,389	1,17,580	1,17,918	1,18,408	1,18,619	1,19,173	1,19,781	1,19,818	1,20,145



Revenue Targets & Achievements for the year 2023-24



Previous 6 year Target Achievement




METER READING POSTING			Marks	Total marks	Rank
			15.99	16	12

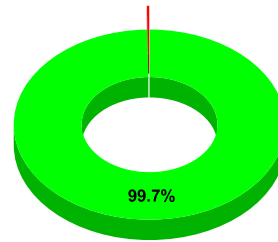
Total No. of Live connection on October	Total No. of readings posted on October	Total Readings of October against 50% Total Live Connections of October 23
111,272	56,549	101.64%
Total No. of Live connection on December	Total No. of readings posted on December	Total Readings of December against 50% Total Live Connections of December 23
112,050	56,952	101.65%
Total No. of Live connection on February	Total No. of readings posted on February	Total Readings of February against 50% Total Live Connections of February 24
112,481	57,063	101.46%

Total No. of Live connection on November	Total No. of readings posted on November	Total Readings of November against 50% Total Live Connections of November 23
111,630	55,656	99.72%
Total No. of Live connection on January	Total No. of readings posted on January	Total Readings of January against 50% Total Live Connections of January 24
112,452	56,117	99.81%
Total No. of Live connection on March	Total No. of readings posted on March	Total Readings of March against 50% Total Live Connections of March 24
112,600	56,200	99.82%

METER READING POSTING % AGAINST NUMBER OF LIVE CONNECTIONS OF OCTOBER




METER READING POSTING % AGAINST NUMBER OF LIVE CONNECTIONS OF NOVEMBER

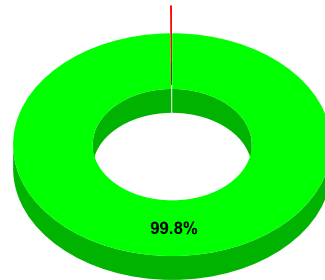


● METER READINGS POSTED ● METER READINGS TO BE POSTED

METER READING POSTING % AGAINST NUMBER OF LIVE CONNECTIONS OF DECEMBER

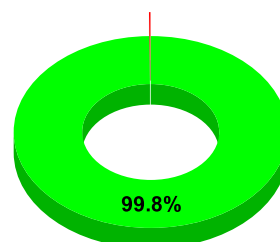


METER READING POSTING % AGAINST NUMBER OF LIVE CONNECTIONS OF JANUARY



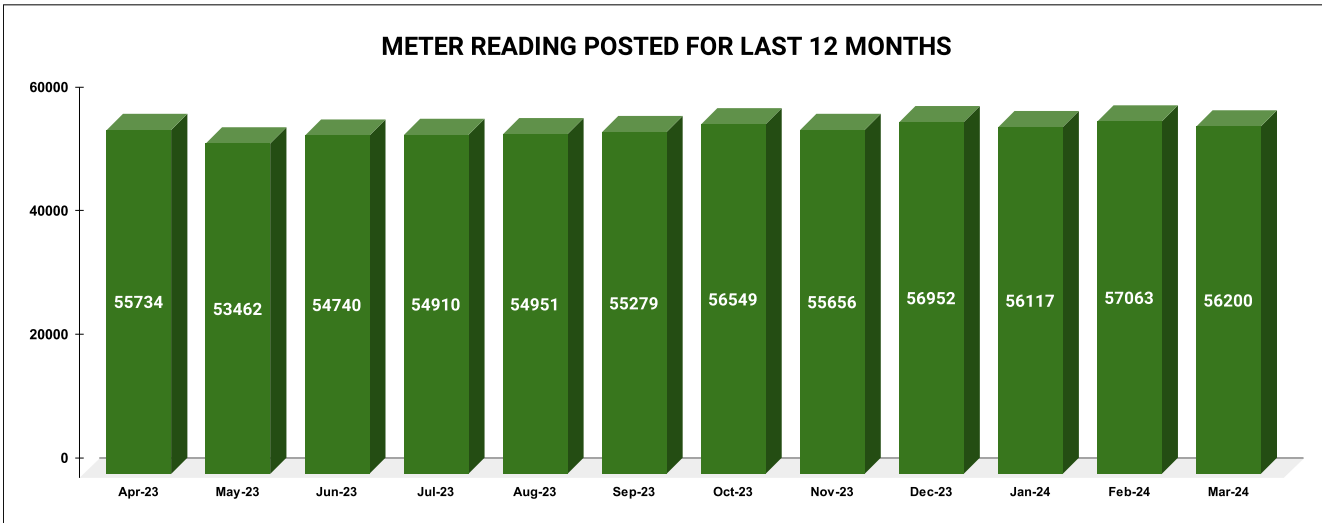
● METER READINGS POSTED ● METER READINGS TO BE POSTED

METER READING POSTING % AGAINST NUMBER OF LIVE CONNECTIONS OF FEBRUARY



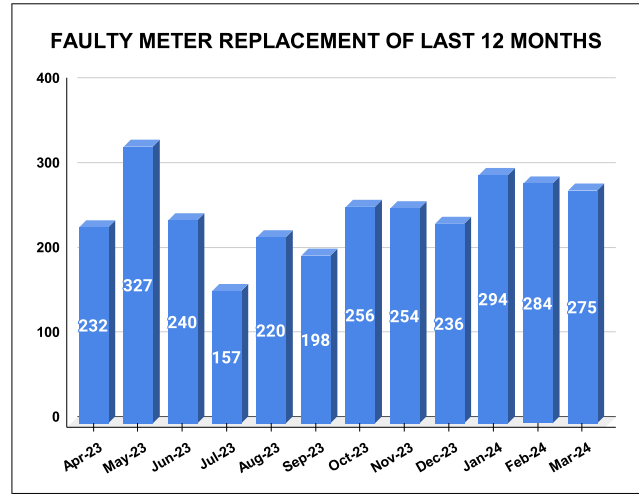
METER READING POSTING % AGAINST NUMBER OF LIVE CONNECTIONS OF MARCH

● METER READINGS POSTED ● METER READINGS TO BE POSTED

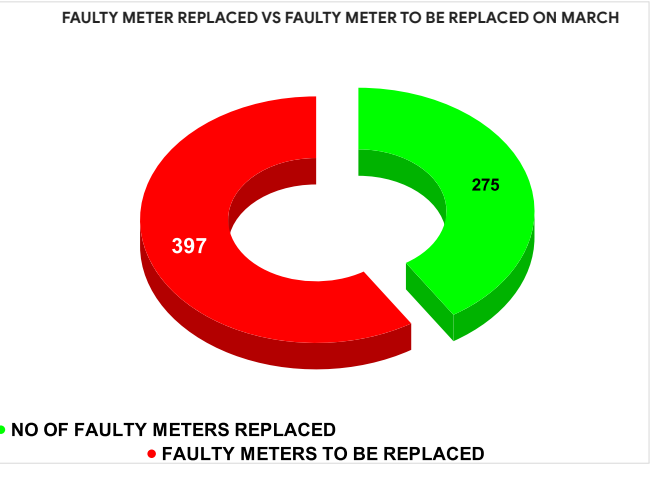
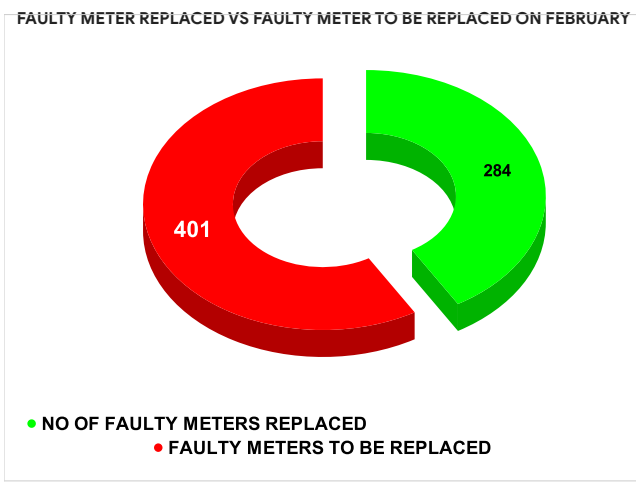


FAULTY METER

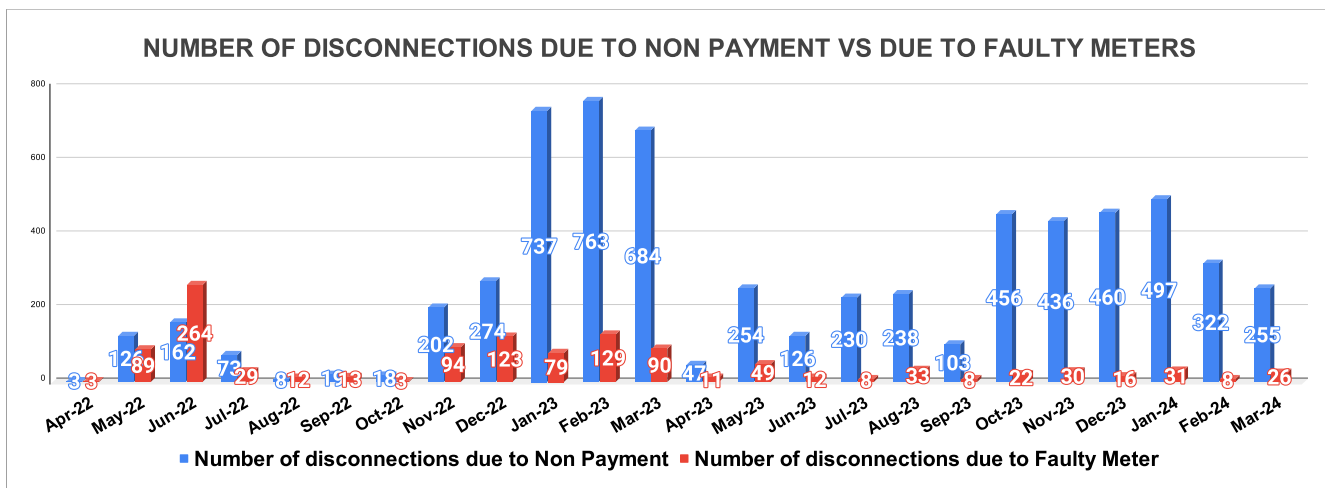
Marks	Total marks	Rank
14.06	20	14



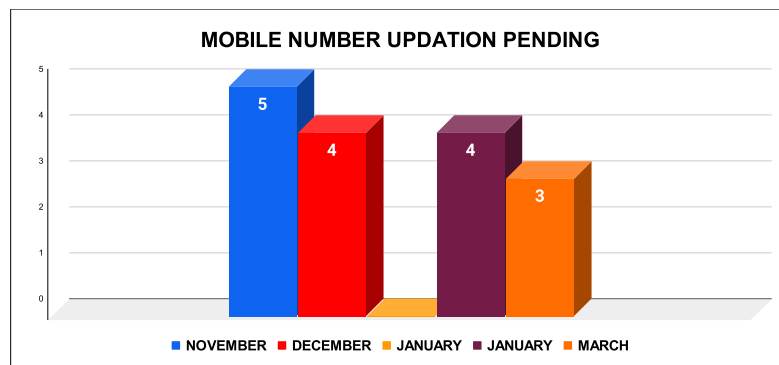
MONTH	Total No. of Faulty meters	Number of Faulty meter replaced	Number of Faulty meter pending
OCTOBER	845	256	589
NOVEMBER	762	254	508
DECEMBER	768	236	532
JANUARY	705	294	411
FEBRUARY	685	284	401
MARCH	672	275	397



DISCONNECTION STATUS										Marks	Total marks	Rank
										-	-	-
DISCONNECTI ONS	APRIL	MAY	JUNE	JULY	AUGUST	SEPTEMBER	OCTOBER	NOVEMBER	DECEMBER	JANUARY	FEBRUARY	MARCH
DUE TO NON PAYMENT ()	3	126	162	73	8	19	18	202	274	737	763	684
DUE TO FAULTY METER ()	3	89	264	29	12	13	3	94	123	79	129	90
DUE TO NON PAYMENT ()	47	254	126	230	238	103	456	436	460	497	322	255
DUE TO FAULTY METER ()	11	49	12	8.00	33	8	22	30	16	31	8	26

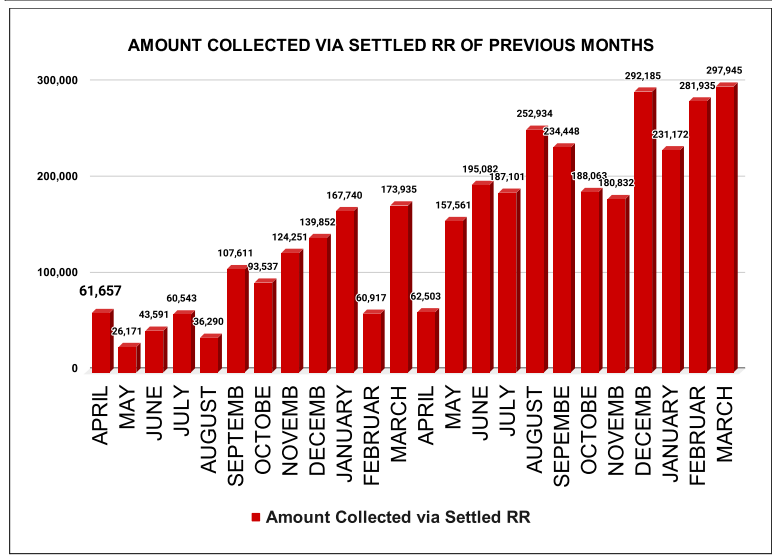


MOBILE NUMBER UPDATION					Marks	Total marks	Rank
					9.97	10	20



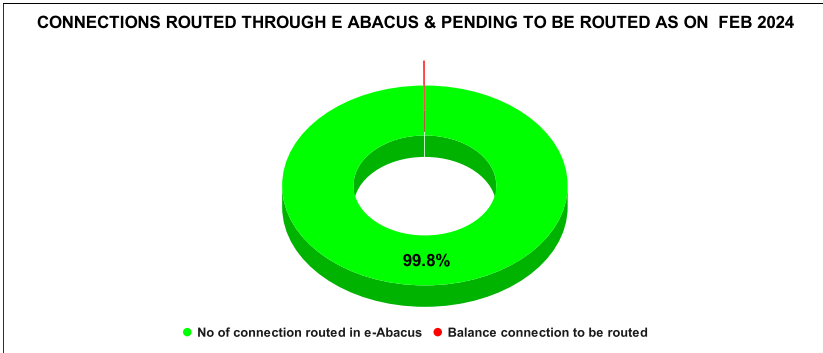
Mobile Number updation pending				
NOVEMBER	DECEMBER	JANUARY	FEBRUARY	MARCH
5	4	0	4	3

REVENUE RECOVERY STATUS	Marks	Total marks	Rank
	2.41	8	12

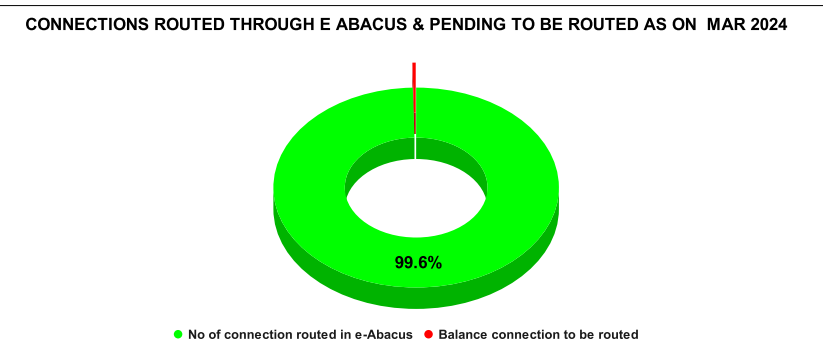


MONTH	No of RR Notices Issued	No of RR Proceed	No Of RR Settled	Amount Collected via Settled RR
OCTOBER	291	163	54	188,063
NOVEMBER	207	270	47	180,832
DECEMBER	262	72	75	292,185
JANUARY	337	82	67	231,172
FEBRUARY	248	140	49	281,935
MARCH	208	159	79	297,945

JAL JEEVAN MISSION ROUTING	Marks	Total marks	Rank
	9.96	10	23



MONTH	Total No of JJM Connection	No of connection routed in e-Abacus	Balance connection to be routed
OCTOBER	12,365	12,352	13
NOVEMBER	12,580	12,506	74
DECEMBER	12,568	12,404	164



MONTH	Total No of JJM Connection	No of connection routed in e-Abacus	Balance connection to be routed
JANUARY	12,749	12,705	44
FEBRUARY	12,823	12,802	21
MARCH	12,837	12,789	48

Sources of data	
Revenue Collection Data	DCB based on E-abacus data collected from Divisions and consolidated by RMC
Amnesty Data	Summary of Live data submitted by Revenue Division via Google sheet shared
Meter Reading Data	Data collected from division via google sheets
Faulty Meter Replacement Data	Data collected from division via google sheets
JJM Reading Posting	Data collected from division via google sheets
Moile Number updation Status	Data collected from division via google sheets
Disconnection data	Data collected from division via google sheets
BPL data	Data provided from DBA
Arrear Break up	Govt. Arrear , Central Govt. Arrear as on January based on e-abacus ; LSGD data based on DCB
Total Arrears and Total Connections	Data from DCB
Top Defaulters	Arrear data from E-abacus as on January