



കേരള ജല അതോറിറ്റി

KADUTHURUTHY	MARCH	Report Generated at 03/05/2024 14:23:34	Rank -10
---------------------	--------------	---	-----------------

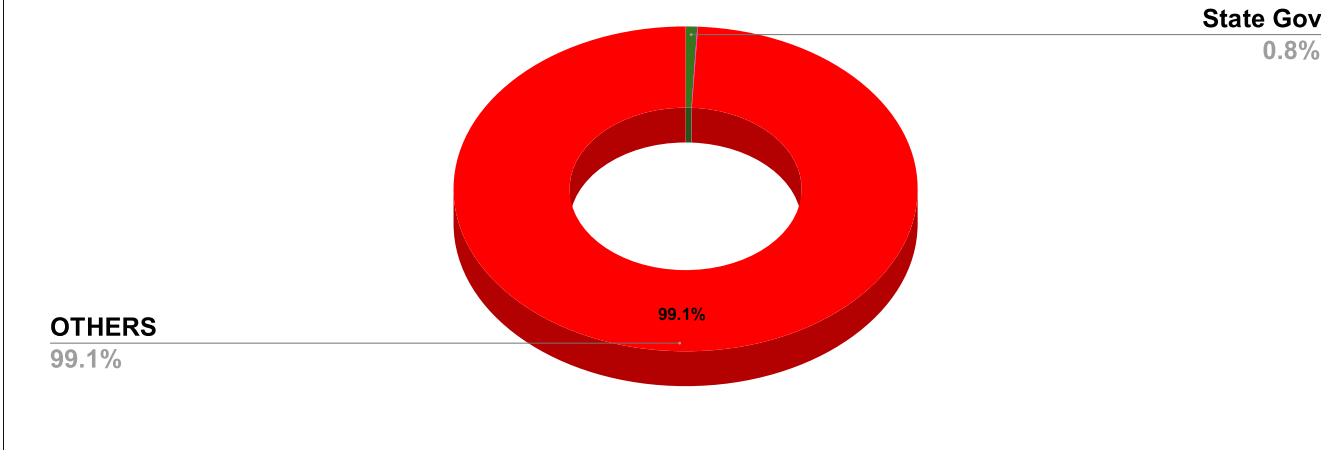
Name of Executive Engineer	Sri. Abraham Vargheese
-----------------------------------	------------------------

Name of Revenue officer	Sri. T Shine
--------------------------------	--------------

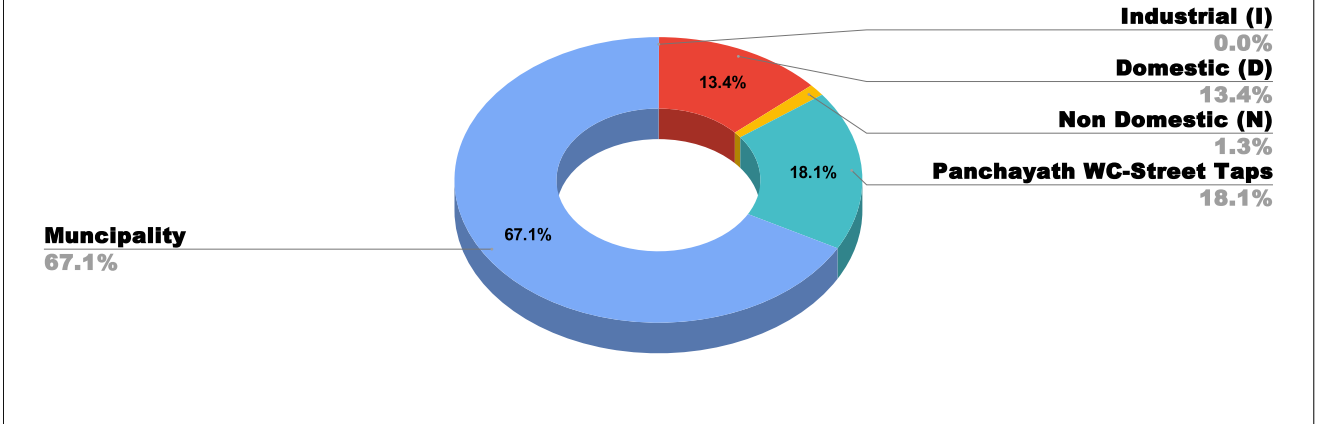
CONNECTIONS AS ON AS ON MARCH :	86,035	ARREARS IN CRORE AS ON MARCH :	22.48
--	---------------	---------------------------------------	--------------

ARREARS				
STATE GOVERNMENT	CENTRAL GOVERNMENT	PSU	OTHERS	LSGD
11,67,063	3,236	72,328	14,43,81,231	16,86,50,355

ARREAR BREAK UP INCLUDING LSGD



ARREARS INCLUDING LSGD



DOMESTIC	NON DOMESTIC	INDUSTRIAL	SPECIAL	BULK SUPPLY	Panchayath WC-Street Taps	Municipality WC -Street Taps	Corporation WC - Street Taps
2,66,04,458	26,43,097	98,400	26,040	0	3,58,61,787	13,27,88,568	0

ARREARS WITH OUT LSGD

Special (S)

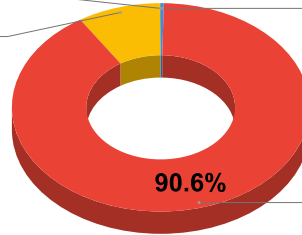
0.1%

Non Domestic (N)

9.0%

Industrial (I)

0.3%



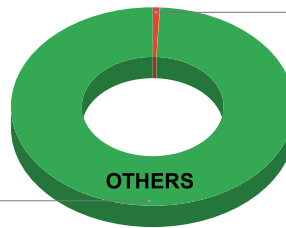
Domestic (D)

90.6%

ARREAR BREAK UP WITH OUT LSGD

State Gov

0.8%



Domestic, Nondomestic and others

99.1%

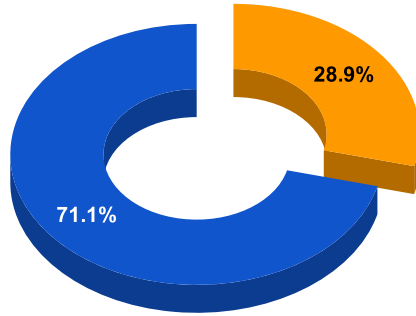
OTHERS

TOP DEFAULTERS OF KADUTHURUTHY FOR THE MONTH OF MARCH

SL NO	NAME	ARREAR(IN CRORES)
1	THE SUPERINTENDENT, NO C1-2739/2020, GOVT. HOSPITAL, VAIKOM	0.052
2	ABRAHAM KURIAN, PERIYAPURATHU, AYAMKUDY P O, THAMES VALLEY DRINKING PACKAGE	0.031
3	THE SECRETARY NJEEZHUR G.PANCHAYATH, III/364C, PALLYKUNNU KUDIVELLA PADHATHI, NJEEZHUR	0.017
4	Remadevi A, 01/335/Rahul Nivas, Ambalappadi, Mulakulam South	0.011
5	AUGUSTINE, I/311, THOPPIL PARAMBIL, KATTIKUNNU	0.008
6	THE SUB INSPECTOR O F POLICE, KIDANGOOR POLICE STATION, KIDANGOOR, .	0.007
7	Parukuttiyamma, 178/kodikuliath, Manjoor, Manjoor	0.007
8	THE HEAD MASTER, A J JOHN MEMORIAL H S, THALAYOLAPARAMBU, .	0.005

BPL DATA

BPL CONNECTIONS AS % OF TOTAL LIVE CONNECTIONS

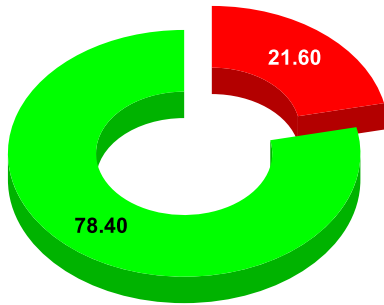


● BPL CONNECTIONS ● TOTAL LIVE CONNECTIONS

TOTAL NO OF BPL CONNECTIONS	
AS ON JULY 2023	24,637

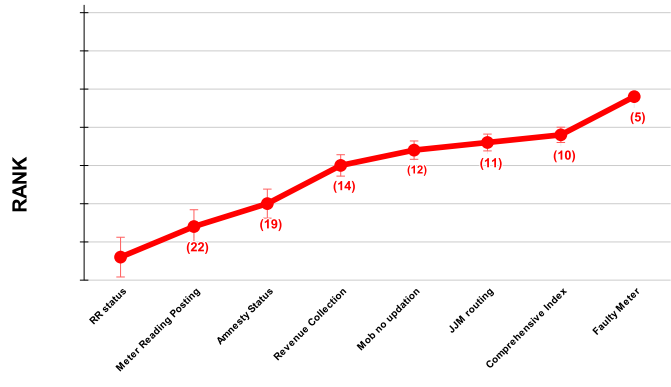
COMPREHENSIVE INDEX	Marks	Total marks	Rank
	78.40	100	10

MARKS OBTAINED

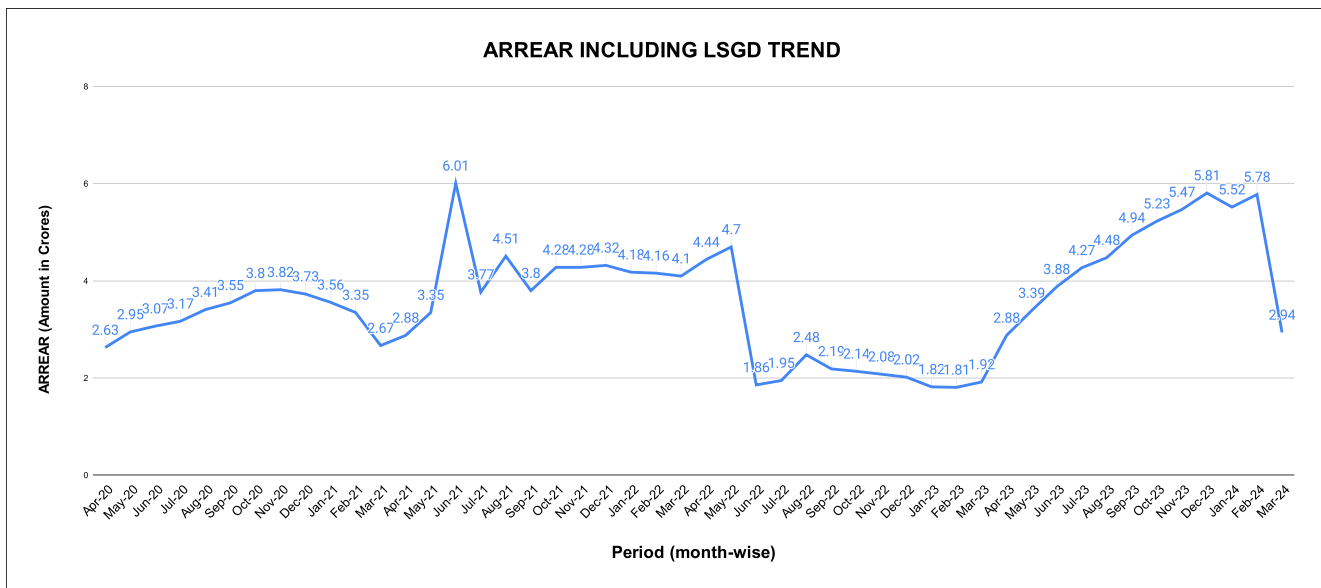
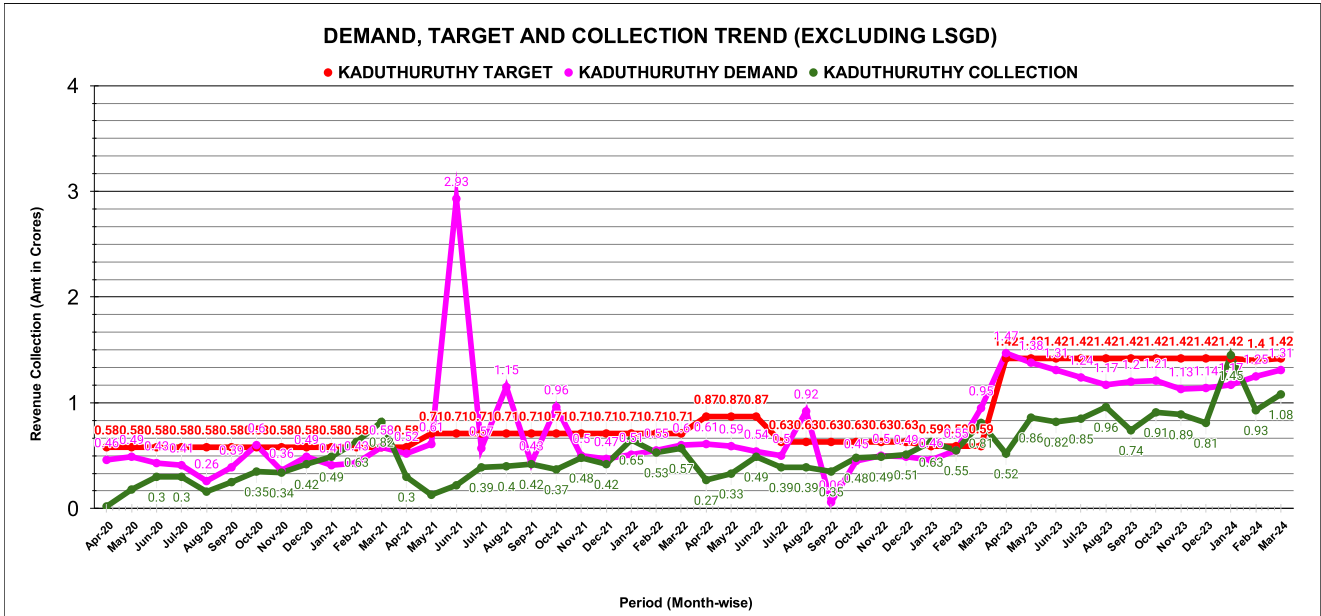


● Percent Score to be Achieved ● Percent Score Achieved

DIVISION RANK IN VARIOUS PARAMETERS



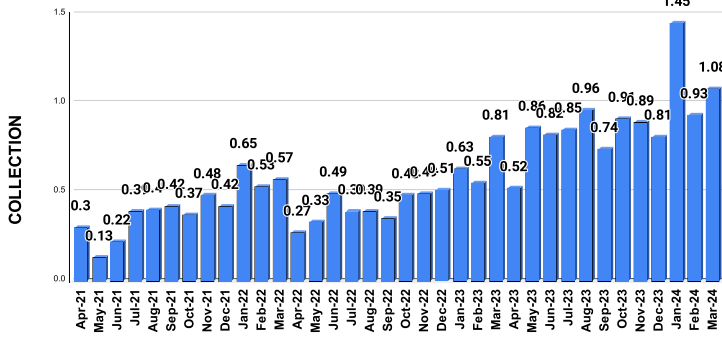
	Marks	Total marks	Rank
<u>COMPREHENSIVE INDEX</u>	78.40	100	10
<u>REVENUE COLLECTION ACHIEVEMENT</u>	16.17	25	14
<u>METER READING POSTING</u>	15.43	16	22
<u>FAULTY METER REPLACEMENT</u>	20.00	20	5
<u>MOBILE NO UPDATION</u>	10.00	10	12
<u>REVENUE RECOVERY STATUS</u>	0.21	8	26
<u>JAL JEEVAN MISSION ROUTING</u>	10.00	10	11
<u>AMNESTY</u>	6.59	11	19



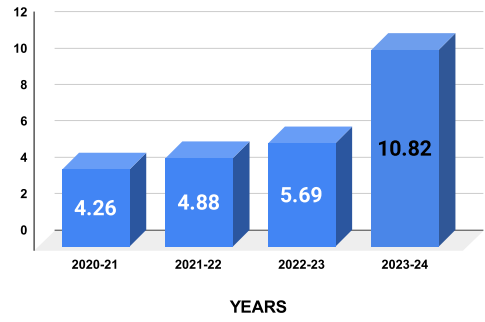
COLLECTION IN LAKHS

YEAR	April	May	June	July	August	September	October	November	December	January	February	March
2020-21	2	18	30	30	16	25	35	34	42	49	63	82
2021-22	30	13	22	39	40	42	37	48	42	65	53	57
2022-23	27	33	49	39	39	35	48	49	51	63	55	81
2023-24	52	86	82	85	96	74	91	89	81	145	93	108
YEAR	2020-21	2021-22	2022-23	2023-24								
COLLECTION IN LAKHS	426	486	569	1,082								

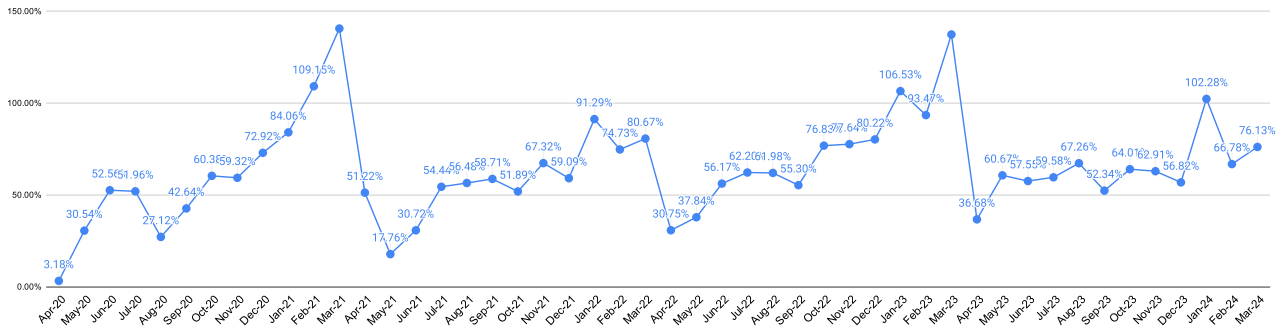
REVENUE COLLECTION TREND



REVENUE COLLECTION FOR LAST 4 YEARS IN CRORES

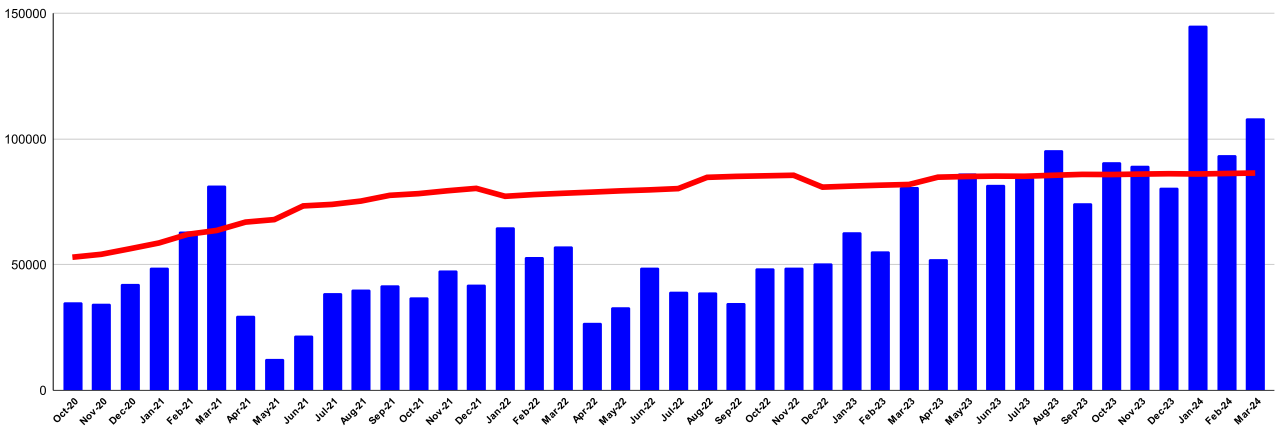


REVENUE COLLECTION ACHIEVEMENT IN PERCENTAGE



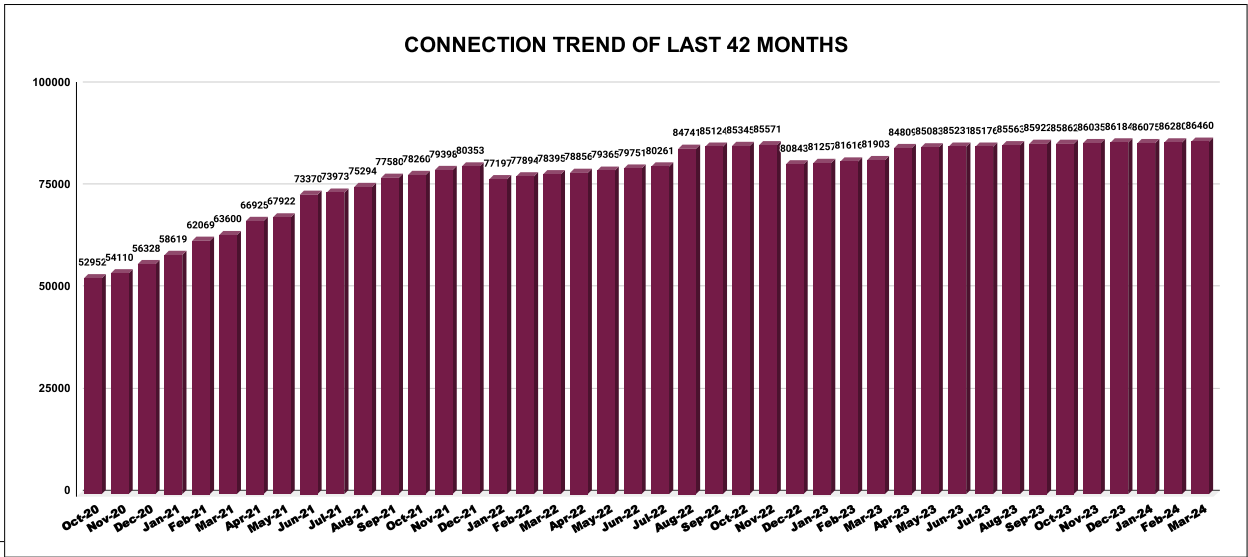
COLLECTIONS VS CONNECTIONS TREND FOR THE LAST 42 MONTHS

■ COLLECTION - CONNECTION

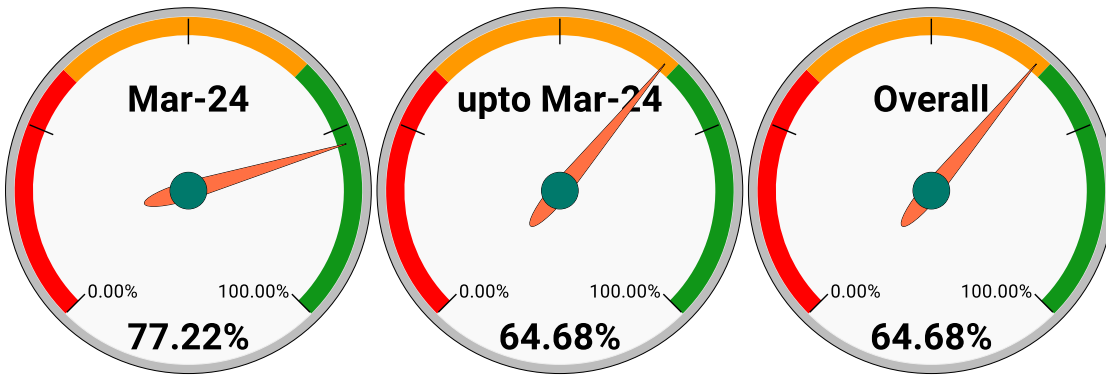


CONNECTION OF LAST 48 MONTHS

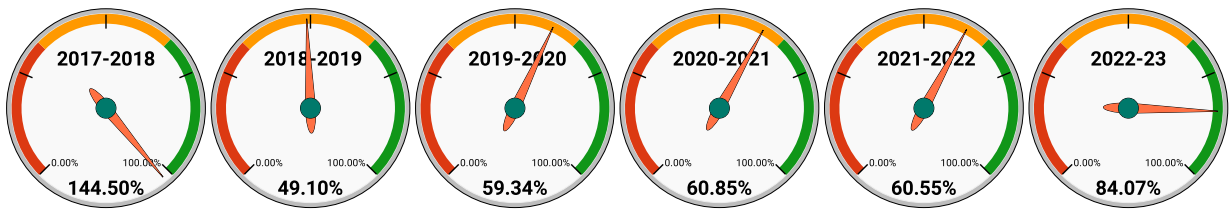
YEAR	April	May	June	July	August	September	October	November	December	January	February	March
2020-21	51,350	51,446	51,756	52,100	52,363	52,774	52,952	54,110	56,328	58,619	62,069	63,600
2021-22	66,925	67,922	73,370	73,973	75,294	77,580	78,260	79,398	80,353	77,197	77,894	78,395
2022-23	78,856	79,365	79,751	80,261	84,741	85,124	85,345	85,571	80,843	81,257	81,616	81,903
2023-24	84,809	85,083	85,231	85,176	85,563	85,922	85,862	86,035	86,184	86,075	86,280	86,460



Revenue Targets & Achievements for the year 2023-24



Previous 6 year Target Achievement




METER READING POSTING			Marks	Total marks	Rank
			15.43	16	22

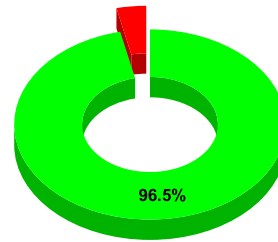
Total No. of Live connection on October	Total No. of readings posted on October	Total Readings of October against 50% Total Live Connections of October 23
82,630	42,801	103.60%
Total No. of Live connection on December	Total No. of readings posted on December	Total Readings of December against 50% Total Live Connections of December 23
82,313	42,974	104.42%
Total No. of Live connection on February	Total No. of readings posted on February	Total Readings of February against 50% Total Live Connections of February 24
40,243	40,184	199.71%

Total No. of Live connection on November	Total No. of readings posted on November	Total Readings of November against 50% Total Live Connections of November 23
82,551	39,822	96.48%
Total No. of Live connection on January	Total No. of readings posted on January	Total Readings of January against 50% Total Live Connections of January 24
82,005	40,040	97.65%
Total No. of Live connection on March	Total No. of readings posted on March	Total Readings of March against 50% Total Live Connections of March 24
81,197	39,537	97.39%

METER READING POSTING % AGAINST NUMBER OF LIVE CONNECTIONS OF OCTOBER




METER READING POSTING % AGAINST NUMBER OF LIVE CONNECTIONS OF NOVEMBER

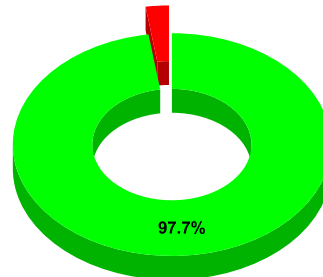


● METER READINGS POSTED ● METER READINGS TO BE POSTED

METER READING POSTING % AGAINST NUMBER OF LIVE CONNECTIONS OF DECEMBER

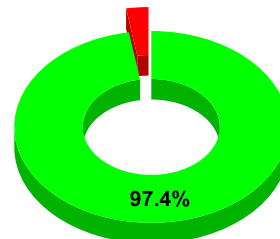


METER READING POSTING % AGAINST NUMBER OF LIVE CONNECTIONS OF JANUARY



● METER READINGS POSTED ● METER READINGS TO BE POSTED

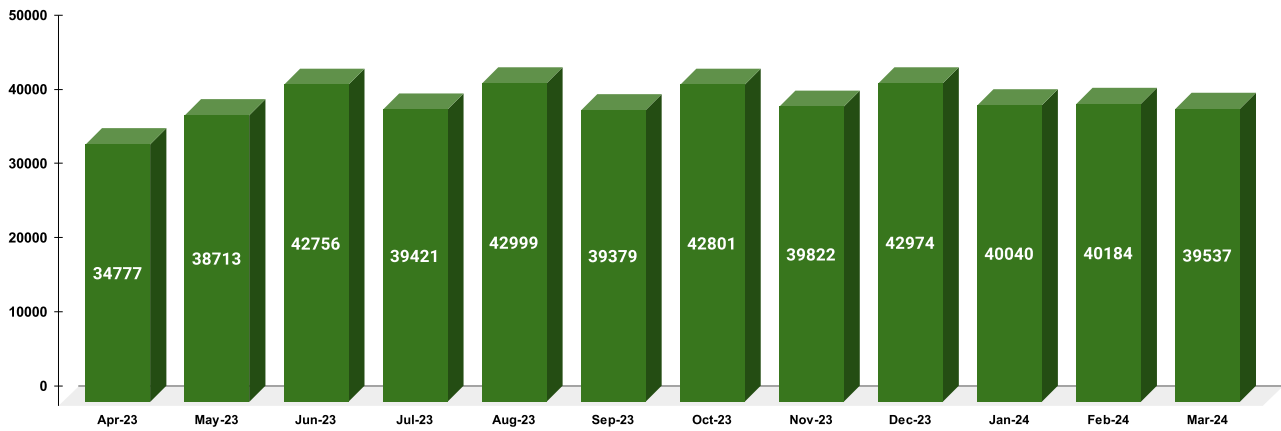
METER READING POSTING % AGAINST NUMBER OF LIVE CONNECTIONS OF FEBRUARY



METER READING POSTING % AGAINST NUMBER OF LIVE CONNECTIONS OF MARCH

● METER READINGS POSTED ● METER READINGS TO BE POSTED

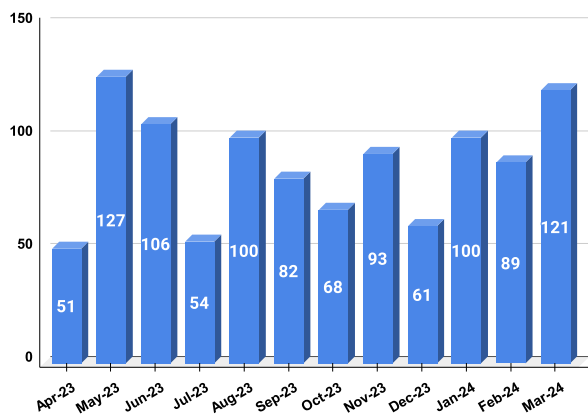
METER READING POSTED FOR LAST 12 MONTHS



FAULTY METER

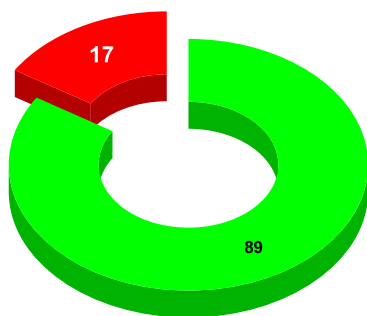
Marks	Total marks	Rank
20.00	20	5

FAULTY METER REPLACEMENT OF LAST 12 MONTHS




MONTH	Total No. of Faulty meters	Number of Faulty meter replaced	Number of Faulty meter pending
OCTOBER	118	68	50
NOVEMBER	118	93	25
DECEMBER	118	61	57
JANUARY	123	100	23
FEBRUARY	106	89	17
MARCH	82	121	-39

FAULTY METER REPLACED VS FAULTY METER TO BE REPLACED ON FEBRUARY



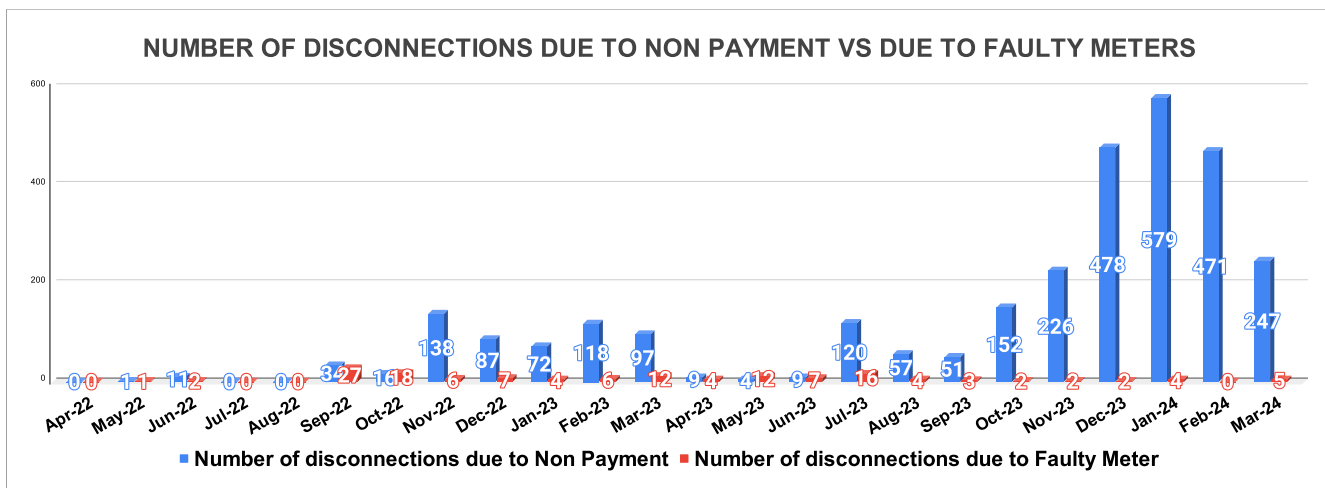
- NO OF FAULTY METERS REPLACED
- FAULTY METERS TO BE REPLACED

FAULTY METER REPLACED VS FAULTY METER TO BE REPLACED ON MARCH

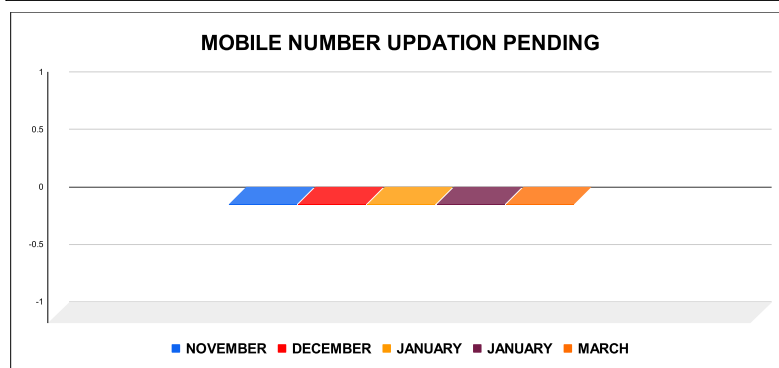


- NO OF FAULTY METERS REPLACED

DISCONNECTION STATUS										Marks	Total marks	Rank
										-	-	-
DISCONNECTI ONS	APRIL	MAY	JUNE	JULY	AUGUST	SEPTEMBER	OCTOBER	NOVEMBER	DECEMBER	JANUARY	FEBRUARY	MARCH
DUE TO NON PAYMENT ()	0	1	11	0	0	34	16	138	87	72	118	97
DUE TO FAULTY METER ()	0	1	2	0	0	27	18	6	7	4	6	12
DUE TO NON PAYMENT ()	9	4	9	120	57	51	152	226	478	579	471	247
DUE TO FAULTY METER ()	4	12	7	16.00	4	3	2	2	2	4	0	5

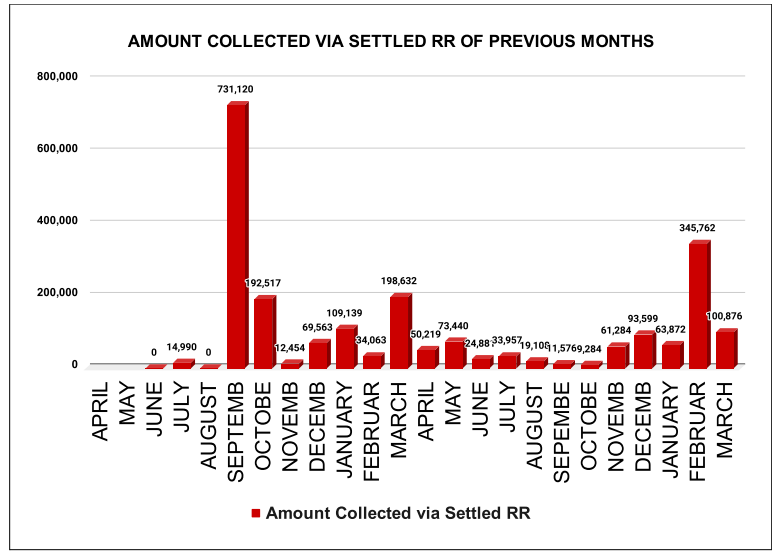


MOBILE NUMBER UPDATION					Marks	Total marks	Rank
					10.00	10	12



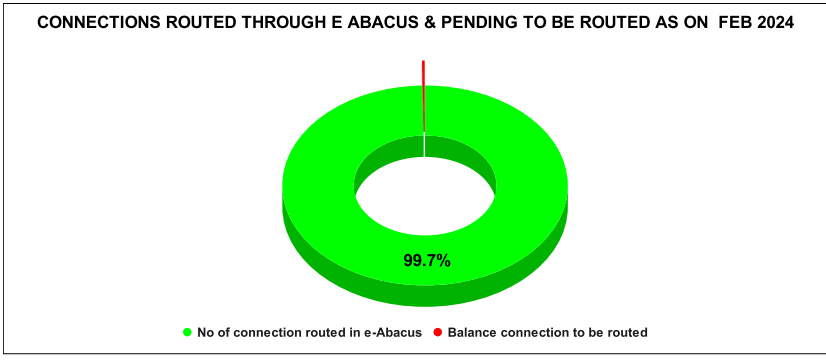
Mobile Number updation pending				
NOVEMBER	DECEMBER	JANUARY	FEBRUARY	MARCH
0	0	0	0	0

REVENUE RECOVERY STATUS	Marks	Total marks	Rank
	0.21	8	26

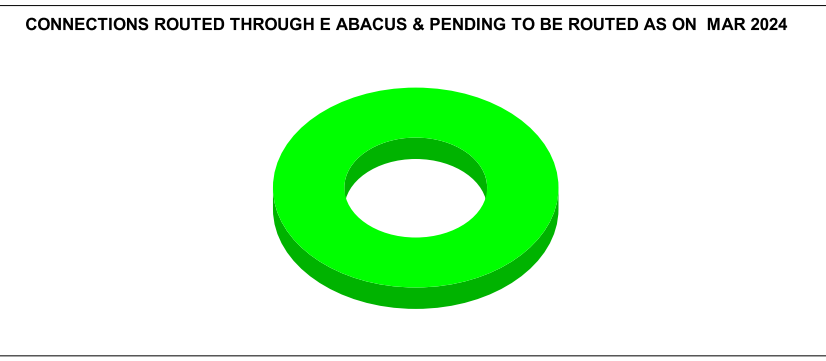


MONTH	No of RR Notices Issued	No of RR Proceed	No Of RR Settled	Amount Collected via Settled RR
OCTOBER	39	46	1	9,284
NOVEMBER	67	40	8	61,284
DECEMBER	78	74	11	93,599
JANUARY	123	30	15	63,872
FEBRUARY	91	25	98	345,762
MARCH	76	5	34	100,876

JAL JEEVAN MISSION ROUTING	Marks	Total marks	Rank
	10.00	10	11



MONTH	Total No of JJM Connection	No of connection routed in e-Abacus	Balance connection to be routed
OCTOBER	590	585	5
NOVEMBER	334	332	2
DECEMBER	253	253	0



MONTH	Total No of JJM Connection	No of connection routed in e-Abacus	Balance connection to be routed
JANUARY	215	215	0
FEBRUARY	320	319	1
MARCH	149	149	0

Sources of data	
Revenue Collection Data	DCB based on E-abacus data collected from Divisions and consolidated by RMC
Amnesty Data	Summary of Live data submitted by Revenue Division via Google sheet shared
Meter Reading Data	Data collected from division via google sheets
Faulty Meter Replacement Data	Data collected from division via google sheets
JJM Reading Posting	Data collected from division via google sheets
Moile Number updation Status	Data collected from division via google sheets
Disconnection data	Data collected from division via google sheets
BPL data	Data provided from DBA
Arrear Break up	Govt. Arrear , Central Govt. Arrear as on January based on e-abacus ; LSGD data based on DCB
Total Arrears and Total Connections	Data from DCB
Top Defaulters	Arrear data from E-abacus as on January